


# CATALOGUE
# LEGRIS RECTUS

**Low-pressure connection solutions for industrial applications.**

Parker

# SUMMARY


## PUSH-IN FITTINGS > PAGE 06

| LF 3000® | LF 3000® multi-connectors | LF 6000 LIQUIfit® | LF 3600 |
|---|---|---|---|
|  P.12 |  P.24 |  P.26 |  P.30 |
| **LF 3800** | **LF 6100** | **LF 6800 Cleanfit** | **LF Carstick® cartridges** |
|  P.34 |  P.38 |  P.40 |  P.42 |

## FUNCTION FITTINGS > PAGE 46

| Blocking fittings | Soft start fittings | Non-return valves | Adjustable non-return valves |
|---|---|---|---|
|  P.52 |  P.54 |  P.56 |  P.60 |
| **Piloted non-return valves** | **Flow control fittings** | **Quick-release valves** | **Pressure regulator fittings** |
|  P.62 |  P.64 |  P.82 |  P.84 |
| **Pressure reducer fittings** | **Snap fittings** | **Manually operated fittings and valves** | **Sensor fittings with detection** |
|  P.86 |  P.88 |  P.90 |  P.92 |
| **Silencers** | | | |
|  P.94 | | | |

## COMPRESSION FITTINGS > PAGE 98

| Brass compression fittings | Stainless steel compression fittings |
|---|---|
|  P.102 |  P.112 |

## COUPLERS > PAGE 116

| Brass couplers | Nickel-plated brass couplers | Stainless steel couplers | High-flow couplers |
|---|---|---|---|
|  P.122 |  P.132 |  P.160 |  P.176 |
| **Safety couplers** | **Safety self-venting couplers** | **Thermoplastic couplers** | **Flat face couplers** |
|  P.180 |  P.186 |  P.202 |  P.212 |

## VALVES > PAGE 220

| Standard valves with long handles | High-temperature valves with long handles | Short handle polymer valves | Short handle metal valves |
|---|---|---|---|
|  P.226 |  P.232 |  P.234 |  P.238 |
| **Special valves for combustible gases** | **Specialised valves for technical gases** | **Needle valves** | **Axial valves** |
|  P.242 |  P.244 |  P.246 |  P.248 |

## TUBINGS AND HOSES > PAGE 252

| PU tubing | Antistatic PU tubing | Anti-spark PU tubing | PA tubing |
|---|---|---|---|
|  P.260 |  P.264 |  P.266 |  P.268 |
| **Anti-spark PA tubing** | **Fireproof PA tubing** | **PE tubing** | **FEP tubing** |
|  P.272 |  P.274 |  P.276 |  P.278 |
| **PFA tubing** | **Recoiled tubing** | **Braided PVC hose** | **Self-fastening hose** |
|  P.280 |  P.282 |  P.286 |  P.288 |

## CONNECTION ACCESSORIES > PAGE 290

| Adaptors | Plugs | Manifolds | Range accessories |
|---|---|---|---|
|  P.294 |  P.304 |  P.308 |  P.310 |
| **Blowguns** | **Water pistols and workshop blowguns** | | |
| 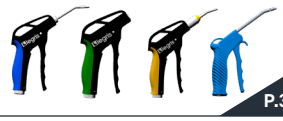 P.318 |  P.324 | | |

# HOW TO USE THE CATALOGUE

Find an **introduction to each chapter** with the main features and help with choosing.




Technical specifications and product benefits

Technical information on the installation or use of products

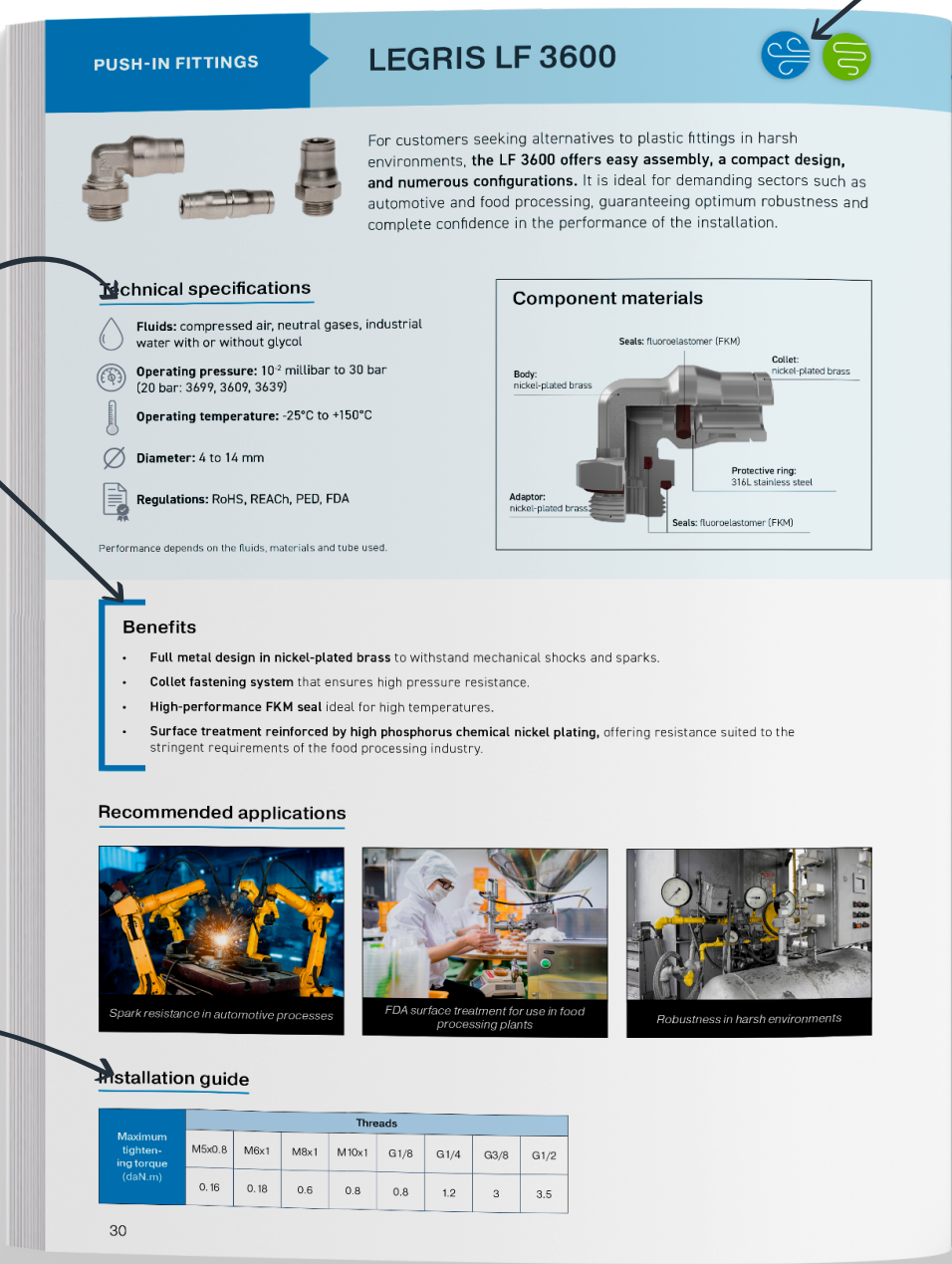



**Recommended fluids:**

- *Compressed air and neutral gases*
- *Industrial water (tap water)*
  *Treated water (deionised, pure and demineralised)*
- *Technical gases*
- *Oils and lubricants*

Colour of the chapter visible on the spine

**Product references:**

- *Visual identification*
- *Table of references*

QR code for product dimensions

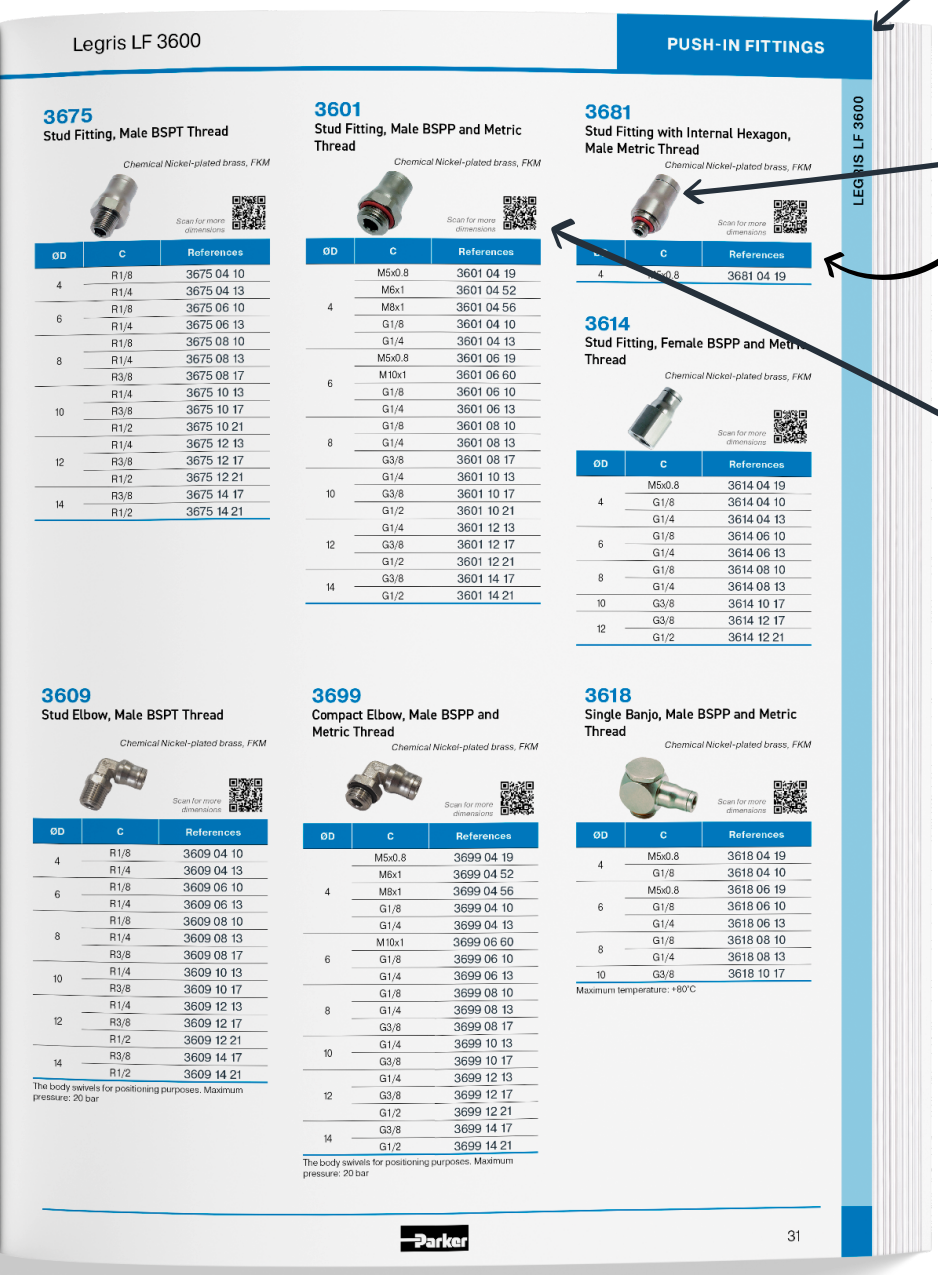






# PARKER DIVISION
# LOW PRESSURE CONNECTORS EUROPE

## Supplier of solutions for fluid transport, automation and industrial processes.

For over 60 years, the Low Pressure Connectors Europe Division, pioneer of Legris push-in connections and leader in Rectus quick couplers, has been designing, manufacturing and distributing innovative, easy-to-assemble solutions worldwide.

Drawing on proven industrial expertise and continuous innovation, it delivers reliable, high-performance and durable products designed to meet the requirements of the most demanding applications.




## PARKER MAKES THE DIFFERENCE:

**A SINGLE PARTNER** FOR AIR AND LIQUIDS

**PREMIUM QUALITY** RECOGNISED

CUTTING-EDGE FRANCO-GERMAN **ENGINEERING**

100% EUROPEAN INTEGRATED **MANUFACTURING**

A LOCAL COMMERCIAL PRESENCE **IN EUROPE**

EXPERT AND RESPONSIVE **TECHNICAL SUPPORT**

# TRUE TO OUR VALUES

## Industrial excellence, high quality standards and customer focus are at the heart of all our processes.



### FIRST-CLASS CUSTOMER EXPERIENCE

As your project partner, LPCE mobilises dedicated teams across Europe to advise you and tackle your technological challenges.
With in-depth knowledge of our customers' needs, the market and industry constraints, we provide technical recommendations and self-service digital resources to help you select the best products for your applications.



### ENGINEERING EXPERTISE

For over 60 years, the LPCE division has been recognised for its expertise in sealing, gripping and flow optimisation.
Using state-of-the-art tools - rheology, finite element simulation and flow modelling - we design innovative, high-performance solutions that meet our customers' most stringent technical requirements.




### RECOGNISED QUALITY

Quality is at the heart of the entire LPCE process value chain, guaranteeing reliability and peace of mind for our customers.
Our products meet strict technical requirements, guaranteed by advanced production controls - camera inspection and 100% leak testing at the end of the line. Recognised for its excellence, LPCE is committed to complying with industry standards and regulations and keeping pace with their evolution.



### EXCELLENCE IN THE PRODUCTION AND SUPPLY CHAIN

LPCE implements an integrated and robust procurement strategy to guarantee excellent customer service.
We mobilise internal capabilities in plastic injection moulding, machining and automated assembly, complemented by multi-sourcing to secure materials and components.
Entirely based in Europe and guided by lean manufacturing principles, our organisation produces high-performance, premium-quality parts, delivered within reliable time frames.

# 01

## THE MARKET BENCHMARK

With over 60 years of experience, Legris LF push-in fittings are the preferred choice for transporting compressed air, gases and liquids.

## PREMIUM QUALITY AND RELIABILITY GUARANTEE

Manufactured entirely in Europe and rigorously tested, these fittings ensure a perfect seal and exceptional performance.

## A WIDE RANGE AT YOUR FINGERTIPS

With the widest selection of figures on the market, all products are easily accessible through our distribution network.






# LEGRIS PUSH-IN FITTINGS

# PRODUCTS OFFER

| LEGRIS PUSH-IN FITTINGS | Fluids | Materials (body/thread/seal) | Maximum operating pressure (bar) | Temperature | | PAGE |
|---|---|---|---|---|---|---|
| | | | | Min. | Max. | |
| **LF 3000®**  | Compressed air<br>Neutral gases | Technical polymer/<br>Nickel-plated brass/<br>NBR | 20 | -20°C | +80°C | **12** |
| **LF 3000® multi-fittings**  | Compressed air<br>Neutral gases | Technical polymer/<br>NBR | 10 | -20°C | +80°C | **24** |
| **LF 6000 LIQUIfit®**  | Industrial water<br>Treated water | Bio-based polymer/<br>nickel-plated brass or<br>316L stainless steel/<br>EPDM | 15 | -40°C | +95°C | **26** |
| **LF 3600**  | Compressed air<br>Neutral gases<br>Industrial water | Nickel-plated brass/<br>FKM | 30 | -25°C | +150°C | **30** |
| **LF 3800**  | Compressed air<br>Neutral gases<br>Industrial water | 316L stainless steel/<br>FKM | 30 | -25°C | +150°C | **34** |
| **LF 6100**  | Oils and lubricants | Brass/<br>NBR | 60 | -40°C | +120°C | **38** |
| **LF 6800 Cleanfit**  | $O_2$, analytical gases | Bio-based polymer/<br>nickel-plated brass/<br>EPDM | 15 | -10°C | +95°C | **40** |
| **LF cartridges**  | Compressed air<br>Neutral gases<br>Industrial water Treated water | Technical polymer or nickel-plated brass or stainless steel/NBR or EPDM or FKM | 30 | -25°C | +150°C | **42** |

# HOW TO CHOOSE YOUR LEGRIS FITTING

## What type of fluid do you wish to convey?

Parker offers ranges dedicated to **compressed air and neutral gases**.

Parker presents ranges specifically designed for **water**, including:

- *Industrial water (tap water).*
- *Treated water (deionised, pure and demineralised)*

*All our solutions are compatible with glycol mixtures.*

Parker also has ranges compatible with **technical gases**:

- *Oxygen, breathing air, carbon dioxide, analytical gases, anaesthetic gases and inert gases.*

Parker offers ranges for **oils and lubricants**.

## Do you have any compliance requirements?

• All our products comply with RoHS and REACh standards.

• Our product ranges dedicated to specific markets, such as food, medical or clean rooms, comply with the relevant regulations.

• All our processes comply with ISO 9001 and ISO 14001 standards.

For a complete list of our certificates, *please click here.*

## Which configurations do you require?

• All our Legris LF ranges offer a wide variety of fitting shapes, including straight, angled, T-shaped, etc.

• Banjo fittings are available in the LF 3000® and LF 3600 models.

• Swivel fittings and Multi-connectors are available in the LF 3000® range.

## Under what conditions do you install your fitting?

Legris push-in fittings are designed to withstand a variety of applications conditions.

Here you will find recommended products for conveying air and water according to specific usage requirements.

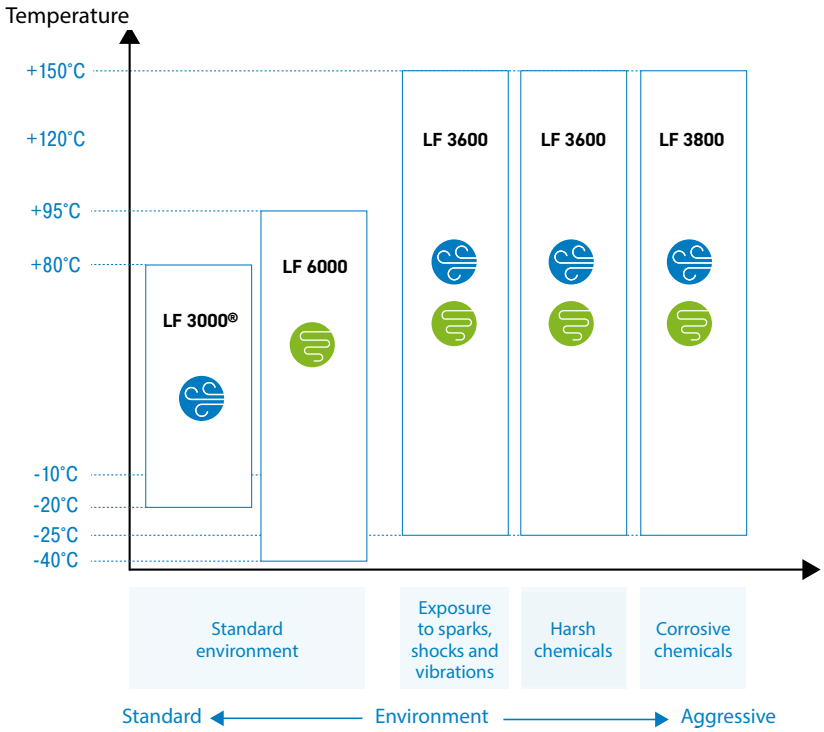

# HOW TO CHOOSE YOUR LEGRIS FITTING

## How should you install your fitting?

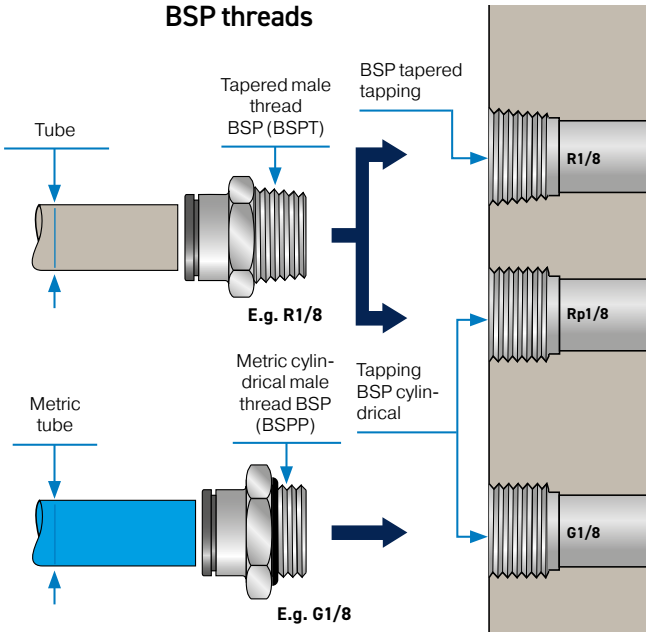


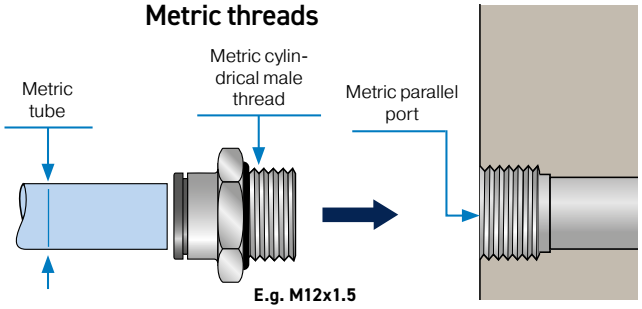


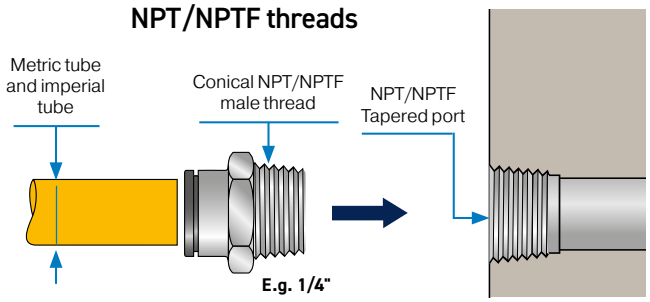


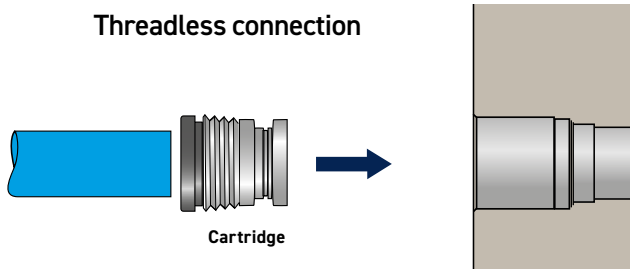


## Are you familiar with the fastening technology featured in every Legris range of fittings?

### Gripping ring technology



**LF 3000®**
**LF 6000**
**LF 6800**

- No pumping effect
- Ideal for polymer tubes
- Particularly compact

### Collet technology

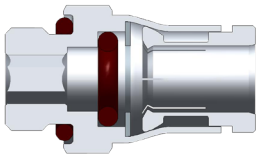

**LF 3600**
**LF 3800**

- Robust solution for harsh environments
- Resistant to high pressure, very good endurance
- Ideal for grooved metal tubes

### Reverse collet technology



**LF 6100**

- Accidental disconnection impossible
- Can withstand high pressures
- Double sealing

## Which fitting connects best to your tube?

To guarantee optimal sealing performance, Legris push-in fittings and tubes have been developed together. The table opposite shows our recommendations for tube/fitting combinations.

*Find the characteristics of our tubes in Chapter 6.*

| Fitting | Tube |
|---|---|
| LF 3000® | Polyamide (PA)<br>Polyurethane (PU) |
| LF 6000 | Advanced Polyethylene (APE) |
| LF 3600 | Polyamide (PA)<br>Fluoropolymer (FEP)<br>Spark-resistant PA/PU<br>Anti-static PU |
| LF 3800 | Fluorinated Ethylene Propylene (FEP)<br>Perfluoroalkoxy (PFA) |
| LF 6100 | Rigid polyamide (PA)<br>Metal tubes |
| LF 6800 | Polyurethane (PU.G)<br>Perfluoroalkoxy (PFA) |

## Part number identification

Part numbers are chosen according to a mnemonic code.
Each fitting is identified by:
- item type (4 digits);
- the nominal diameter of the tube (2 digits) corresponds to the external diameter of the tube;
- the thread code. If the product does not have a thread, the code used is 00.

**3101** **06** **10**

### Item type

**Body**

| Designation | Code |
|---|---|
| Stud fitting  | 01/75 |
| Equal elbow  | 02 |
| Stud Run Tee  | 03/93 |
| Equal tee  | 04 |

| Designation | Code |
|---|---|
| Stud Branch Tee  | 08/98 |
| Tube-to-Tube connector  | 06 |
| Banjo  | 18/24 |
| Y equal  | 40 |

### Nominal diameter

= outer diameter of the tube

| Metric | Code |
|---|---|
| 3 mm | 03 |
| 4 mm | 04 |
| 6 mm | 06 |
| .../... | |
| 16 mm | 16 |

| Inches | Code |
|---|---|
| 1/8" | 53 |
| 1/4" | 56 |
| 3/8" | 60 |
| 1/2" | 62 |

### Thread code

| BSP threading | Code |
|---|---|
| 1/8" | 10 |
| 1/4" | 13 |
| 3/8" | 17 |
| 1/2" | 21 |
| 3/4" | 27 |

| NPT/NPTF threads | Code |
|---|---|
| 1/16" | 08 |
| 1/8" | 11 |
| 1/4" | 14 |
| 3/8" | 18 |
| 1/2" | 22 |

| Metric threading | Code |
|---|---|
| M3x0.5 | 09 |
| M5x0.8 | 19 |
| M6x1 | 52 |
| M7x1 | 55 |
| M8x1 | 56 |
| M8x1.25 | 57 |
| M10x1 | 60 |
| M10x1.5 | 62 |
| M12x1 | 65 |
| M12x1.5 | 67 |

# LEGRIS LF 3000®



Ideal fitting for pneumatic applications in standard industrial environments. Invented by Legris in the 1960s, push-in fitting technology provides a **reliable and easy-to-use connection for increased productivity**.

## Technical specifications

**Fluids:** compressed air and neutral gases

**Operating pressure:** $10^{-2}$ millibar to 20 bar

**Operating temperature:** -20°C to +80°C

**Diameter:** 3 to 16 mm – 1/8" to 1/2"

**Regulations:** RoHS, REACh, ISO 14743, PED

Performance depends on the fluids, materials and tube used.

## Component materials

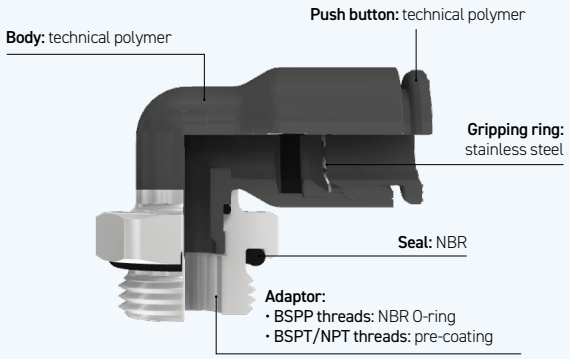


## Benefits

### Proven push-in connection technology:

- **Robust gripping ring,** tested for endurance without failure over more than 229 million cycles *(test carried out in accordance with ISO 19973)*.
- **Patented nitrile seal (NBR):** the specific shape of the seal reduces connection forces and improves sealing without a pumping effect for both static and dynamic use.
- **Technical polymer reinforced** with fibreglass for improved mechanical and chemical resistance.

### Compact solutions to optimise space:

- **Developed to fit into confined spaces**, this design allows for installation without compromising on performance.
- **Includes banjos** that facilitate access and maintenance.

### Multiple shapes and sizes for flexible configurations:

- **Over 20 shapes and 8 diameters.**
- **Specific features available:** 360° swivel banjo fittings and oscillating fittings.

## Recommended applications



*Numerous configurations to optimise pneumatic automation circuits*



*Reliable for withstanding numerous pressure cycles in packaging processes*



*Perfectly suited for vacuum used in gripping applications*

## Parker offers **3 versions in the Legris LF 3000® range**



### ▶ Banjo fittings

**Legris LF 3000® banjo fittings** can be screwed in from above, making them easy to install in confined spaces, and offer 360° orientation for flexible positioning.

By stacking two or three bodies using a single screw, a wide variety of configurations are possible, including combining different tube diameters.

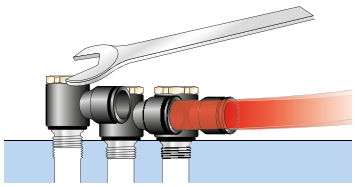

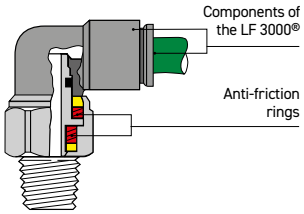


### ▶ Swivel fittings

Equipped with anti-friction rings, the fittings rotate when the cylinder is in motion. This eliminates the risk of tube pinching and improves the mechanical integrity and longevity of the fitting-tube assembly.

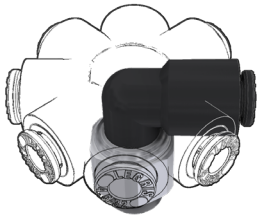



### ▶ Self-sealing fittings

Push-in fittings equipped with a valve that closes automatically when the tube is removed, preventing any air leakage — ideal solution when the circuit pressure cannot be shut off.

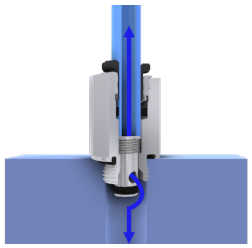

## Installation guide

### LF3000® fittings

| Maximum tightening torque (daN.m) | Threads | | | | | | | | | |
|---|---|---|---|---|---|---|---|---|---|---|
| | M3x0.5 | M5x0.8 | M7x1 | M10x1 | M12x1.5 | G1/8 | G1/4 | G3/8 | G1/2 | G3/4 |
| | 0.06 | 0.16 | 0.8 | 0.8 | 1.1 | 0.8 | 1.2 | 3 | 3.5 | 5 |

### Banjo fittings

| Torque for tightening (daN.m) | Threads | | | | | |
|---|---|---|---|---|---|---|
| | M3x0.5 | M5x0.8 | G1/8 | G1/4 | G3/8 | G1/2 |
| | 0.05 | 0.1 | 0.4 | 0.5 | 0.6 | 0.7 |

## 3175
### Stud Fitting, Male BSPT Thread



*Nickel-plated brass, NBR*

*Scan for more dimensions*

| ØD | C | References |
|---|---|---|
| 4 | R1/8 | 3175 04 10 |
| | R1/4 | 3175 04 13 |
| | R3/8 | 3175 04 17 |
| 6 | R1/8 | 3175 06 10 |
| | R1/4 | 3175 06 13 |
| | R3/8 | 3175 06 17 |
| | R1/2 | 3175 06 21 |
| 8 | R1/8 | 3175 08 10 |
| | R1/4 | 3175 08 13 |
| | R3/8 | 3175 08 17 |
| | R1/2 | 3175 08 21 |
| 10 | R1/8 | 3175 10 10 |
| | R1/4 | 3175 10 13 |
| | R3/8 | 3175 10 17 |
| | R1/2 | 3175 10 21 |
| 12 | R1/4 | 3175 12 13 |
| | R3/8 | 3175 12 17 |
| | R1/2 | 3175 12 21 |
| 14 | R3/8 | 3175 14 17 |
| | R1/2 | 3175 14 21 |
| 16 | R3/8 | 3175 16 17 |
| | R1/2 | 3175 16 21 |

Inch

| ØD | C | References |
|---|---|---|
| 1/8 | R1/8 | 3175 53 10 |
| 3/16 | R1/8 | 3175 55 10 |
| | R1/4 | 3175 55 13 |
| 1/4 | R1/8 | 3175 56 10 |
| | R1/4 | 3175 56 13 |
| 3/8 | R1/4 | 3175 60 13 |
| | R3/8 | 3175 60 17 |
| | R1/2 | 3175 60 21 |
| 1/2 | R1/4 | 3175 62 13 |
| | R3/8 | 3175 62 17 |
| | R1/2 | 3175 62 21 |

Pre-coated thread

## 3175
### Stud Fitting, Male NPT Thread



*Nickel-plated brass, NBR*

*Scan for more dimensions*

| ØD | C | References |
|---|---|---|
| 6 | NPT1/8 | 3175 06 11 |
| | NPT1/4 | 3175 06 14 |
| 10 | NPT1/4 | 3175 10 14 |
| | NPT3/8 | 3175 10 18 |
| | NPT1/2 | 3175 10 22 |
| 12 | NPT3/8 | 3175 12 18 |
| | NPT1/2 | 3175 12 22 |

Inch

| ØD | C | References |
|---|---|---|
| 1/8 | NPT1/8 | 3175 53 11 |
| | NPT1/4 | 3175 53 14 |
| 1/4 | NPT1/8 | 3175 56 11 |
| | NPT1/4 | 3175 56 14 |
| | NPT3/8 | 3175 56 18 |
| 3/8 | NPT1/8 | 3175 60 11 |
| | NPT1/4 | 3175 60 14 |
| | NPT3/8 | 3175 60 18 |
| 1/2 | NPT3/8 | 3175 62 18 |
| | NPT1/2 | 3175 62 22 |

Pre-coated thread

## 3114
### Stud Fitting, Female BSPP and Metric Thread



*Nickel-plated brass, NBR*

*Scan for more dimensions*

| ØD | C | References |
|---|---|---|
| 4 | M5x0.8 | 3114 04 19 |
| | G1/8 | 3114 04 10 |
| | G1/4 | 3114 04 13 |
| 6 | G1/8 | 3114 06 10 |
| | G1/4 | 3114 06 13 |
| 8 | G1/8 | 3114 08 10 |
| | G1/4 | 3114 08 13 |
| | G3/8 | 3114 08 17 |
| 10 | G1/4 | 3114 10 13 |
| | G3/8 | 3114 10 17 |
| | G1/2 | 3114 10 21 |
| 12 | G3/8 | 3114 12 17 |
| | G1/2 | 3114 12 21 |
| 14 | G3/8 | 3114 14 17 |
| 16 | G1/2 | 3114 16 21 |

## 3101
### Stud Fitting, Male BSPP and Metric Thread



*Nickel-plated brass, NBR*

*Scan for more dimensions*

| ØD | C | References |
|---|---|---|
| 3 | M3x0.5 | 3101 03 09* |
| | M5x0.8 | 3101 03 19 |
| 4 | M3x0.5 | 3101 04 09* |
| | M5x0.8 | 3101 04 19 |
| | M7x1 | 3101 04 55 |
| | G1/8 | 3101 04 10 |
| | G1/4 | 3101 04 13 |
| 6 | M5x0.8 | 3101 06 19 |
| | M7x1 | 3101 06 55 |
| | M10x1 | 3101 06 60 |
| | M12x1.5 | 3101 06 67 |
| | G1/8 | 3101 06 10 |
| | G1/4 | 3101 06 13 |
| | G3/8 | 3101 06 17 |
| | G1/2 | 3101 06 21 |
| 8 | M10x1 | 3101 08 60 |
| | M12x1.5 | 3101 08 67 |
| | G1/8 | 3101 08 10 |
| | G1/4 | 3101 08 13 |
| | G3/8 | 3101 08 17 |
| | G1/2 | 3101 08 21 |
| 10 | G1/4 | 3101 10 13 |
| | G3/8 | 3101 10 17 |
| | G1/2 | 3101 10 21 |
| 12 | G1/4 | 3101 12 13 |
| | G3/8 | 3101 12 17 |
| | G1/2 | 3101 12 21 |
| 14 | G3/8 | 3101 14 17 |
| | G1/2 | 3101 14 21 |
| 16 | G3/8 | 3101 16 17 |
| | G1/2 | 3101 16 21 |

*Bi-material seal

## 3181/3281
### Stud Fitting Round Body, Male Metric Thread



*Nickel-plated brass, NBR*

*Scan for more dimensions*

| ØD | C | References |
|---|---|---|
| 3 | M3x0.5 | 3281 03 09 |
| | M5x0.8 | 3281 03 19 |
| 4 | M5x0.8 | 3181 04 19 |
| | M7x1 | 3181 04 55 |
| 6 | M5x0.8 | 3181 06 19 |
| | M7x1 | 3181 06 55 |

Thanks to its internal hexagon drive and its round external shape, the 3181 model enables very compact installations.

## 3109
### Stud Elbow, Male BSPT Thread

*Technical polymer, Nickel-plated brass, NBR*



*Scan for more dimensions*

| ØD | C | References |
|---|---|---|
| 4 | R1/8 | 3109 04 10 |
| | R1/4 | 3109 04 13 |
| | R3/8 | 3109 04 17 |
| 6 | R1/8 | 3109 06 10 |
| | R1/4 | 3109 06 13 |
| | R3/8 | 3109 06 17 |
| | R1/2 | 3109 06 21 |
| 8 | R1/8 | 3109 08 10 |
| | R1/4 | 3109 08 13 |
| | R3/8 | 3109 08 17 |
| | R1/2 | 3109 08 21 |
| 10 | R1/8 | 3109 10 10 |
| | R1/4 | 3109 10 13 |
| | R3/8 | 3109 10 17 |
| | R1/2 | 3109 10 21 |
| 12 | R1/4 | 3109 12 13 |
| | R3/8 | 3109 12 17 |
| | R1/2 | 3109 12 21 |
| 14 | R3/8 | 3109 14 17 |
| | R1/2 | 3109 14 21 |
| 16 | R3/8 | 3109 16 17 |
| | R1/2 | 3109 16 21 |

Inch

| ØD | C | References |
|---|---|---|
| 1/8 | R1/8 | 3109 53 10 |
| 5/32 | R1/8 | 3109 04 10 |
| | R1/4 | 3109 04 13 |
| | R3/8 | 3109 04 17 |
| 1/4 | R1/8 | 3109 56 10 |
| | R1/4 | 3109 56 13 |
| 5/16 | R1/8 | 3109 08 10 |
| | R1/4 | 3109 08 13 |
| | R3/8 | 3109 08 17 |
| | R1/2 | 3109 08 21 |
| 3/8 | R1/4 | 3109 60 13 |
| | R3/8 | 3109 60 17 |
| 1/2 | R1/2 | 3109 62 21 |

Pre-coated thread
The body swivels for positioning purposes

## 3129
### Extended Stud Elbow, Male BSPT Thread

*Technical polymer, Nickel-plated brass, NBR*



*Scan for more dimensions*

| ØD | C | References |
|---|---|---|
| 4 | R1/8 | 3129 04 10 |
| | R1/4 | 3129 04 13 |
| 6 | R1/8 | 3129 06 10 |
| | R1/4 | 3129 06 13 |
| 8 | R1/8 | 3129 08 10 |
| | R1/4 | 3129 08 13 |
| | R3/8 | 3129 08 17 |
| 10 | R1/4 | 3129 10 13 |
| | R3/8 | 3129 10 17 |
| | R1/2 | 3129 10 21 |
| 12 | R1/4 | 3129 12 13 |
| | R3/8 | 3129 12 17 |
| | R1/2 | 3129 12 21 |
| 14 | R3/8 | 3129 14 17 |
| | R1/2 | 3129 14 21 |

Pre-coated thread
The body swivels for positioning purposes

## 3109
### Stud Elbow, Male BSPT Thread

*Technical polymer, Nickel-plated brass, NBR*



*Scan for more dimensions*

| ØD | C | References |
|---|---|---|
| 4 | NPT1/8 | 3109 04 11 |
| | NPT1/4 | 3109 04 14 |
| 6 | NPT1/8 | 3109 06 11 |
| | NPT1/4 | 3109 06 14 |
| 8 | NPT1/8 | 3109 08 11 |
| | NPT1/4 | 3109 08 14 |
| 10 | NPT1/4 | 3109 10 14 |
| | NPT3/8 | 3109 10 18 |
| | NPT1/2 | 3109 10 22 |
| 12 | NPT1/2 | 3109 12 22 |

Inch

| ØD | C | References |
|---|---|---|
| 1/8 | NPT1/8 | 3109 53 11 |
| | NPT1/4 | 3109 53 14 |
| 5/32 | NPT1/8 | 3109 04 11 |
| 1/4 | NPT1/8 | 3109 56 11 |
| | NPT1/4 | 3109 56 14 |
| 5/16 | NPT1/8 | 3109 08 11 |
| | NPT1/4 | 3109 08 14 |
| 3/8 | NPT1/4 | 3109 60 14 |
| | NPT3/8 | 3109 60 18 |
| 1/2 | NPT3/8 | 3109 62 18 |
| | NPT1/2 | 3109 62 22 |

Pre-coated thread
The body swivels for positioning purposes

## 3113
### 45° Elbow, Male BSPT Thread

*Technical polymer, Nickel-plated brass, NBR*



*Scan for more dimensions*

| ØD | C | References |
|---|---|---|
| 4 | R1/8 | 3113 04 10 |
| 6 | R1/8 | 3113 06 10 |
| | R1/4 | 3113 06 13 |
| 8 | R1/8 | 3113 08 10 |
| | R1/4 | 3113 08 13 |
| | R3/8 | 3113 08 17 |
| 10 | R1/4 | 3113 10 13 |
| | R3/8 | 3113 10 17 |
| | R1/2 | 3113 10 21 |
| 12 | R1/4 | 3113 12 13 |
| | R3/8 | 3113 12 17 |
| | R1/2 | 3113 12 21 |

Pre-coated thread
The body swivels for positioning purposes
This model prevents distortion of the tube.

## 3133
### 45° Elbow, Male BSPP and Metric Thread

*Technical polymer, Nickel-plated brass, NBR*



*Scan for more dimensions*

| ØD | C | References |
|---|---|---|
| 4 | M5x0.8 | 3133 04 19 |
| | G1/8 | 3133 04 10 |
| 6 | M5x0.8 | 3133 06 19 |
| | G1/8 | 3133 06 10 |
| | G1/4 | 3133 06 13 |
| 8 | G1/8 | 3133 08 10 |
| | G1/4 | 3133 08 13 |
| | G3/8 | 3133 08 17 |
| 10 | G1/4 | 3133 10 13 |
| | G3/8 | 3133 10 17 |
| | G1/2 | 3133 10 21 |
| 12 | G1/4 | 3133 12 13 |
| | G3/8 | 3133 12 17 |
| | G1/2 | 3133 12 21 |

The body swivels for positioning purposes
This model prevents distortion of the tube.

## 3199/3299

### Stud Elbow, Male BSPP and Metric Thread

*Technical polymer, Nickel-plated brass, NBR*



*Scan for more dimensions*

| ØD | C | References |
|---|---|---|
| 3 | M3x0.5 | 3199 03 09* |
| | M3x0.5 | 3299 03 09** |
| | M5x0.8 | 3199 03 19 |
| | M5x0.8 | 3299 03 19** |
| 4 | M3x0.5 | 3199 04 09* |
| | M5x0.8 | 3199 04 19 |
| | M7x1 | 3199 04 55 |
| | G1/8 | 3199 04 10 |
| | G1/4 | 3199 04 13 |
| 6 | M5x0.8 | 3199 06 19 |
| | M7x1 | 3199 06 55 |
| | M10x1 | 3199 06 60 |
| | M12x1.5 | 3199 06 67 |
| | G1/8 | 3199 06 10 |
| | G1/4 | 3199 06 13 |
| | G3/8 | 3199 06 17 |
| | G1/2 | 3199 06 21 |
| 8 | M10x1 | 3199 08 60 |
| | M12x1.5 | 3199 08 67 |
| | G1/8 | 3199 08 10 |
| | G1/4 | 3199 08 13 |
| | G3/8 | 3199 08 17 |
| | G1/2 | 3199 08 21 |
| 10 | G1/4 | 3199 10 13 |
| | G3/8 | 3199 10 17 |
| | G1/2 | 3199 10 21 |
| 12 | G1/4 | 3199 12 13 |
| | G3/8 | 3199 12 17 |
| | G1/2 | 3199 12 21 |
| 14 | G3/8 | 3199 14 17 |
| | G1/2 | 3199 14 21 |
| 16 | G3/8 | 3199 16 17 |
| | G1/2 | 3199 16 21 |

The body swivels for positioning purposes
*Bi-material seal
**LF 3200 in nickel-plated brass, NBR, PTFE ring

## 3169

### Extended Stud Elbow, Male BSPP and Metric Thread

*Technical polymer, Nickel-plated brass, NBR*



*Scan for more dimensions*

| ØD | C | References |
|---|---|---|
| 4 | M5x0.8 | 3169 04 19 |
| | G1/8 | 3169 04 10 |
| | G1/4 | 3169 04 13 |
| 6 | M5x0.8 | 3169 06 19 |
| | M7x1 | 3169 06 55 |
| | G1/8 | 3169 06 10 |
| | G1/4 | 3169 06 13 |
| 8 | G1/8 | 3169 08 10 |
| | G1/4 | 3169 08 13 |
| | G3/8 | 3169 08 17 |
| 10 | G1/4 | 3169 10 13 |
| | G3/8 | 3169 10 17 |
| | G1/2 | 3169 10 21 |
| 12 | G1/4 | 3169 12 13 |
| | G3/8 | 3169 12 17 |
| | G1/2 | 3169 12 21 |
| 14 | G3/8 | 3169 14 17 |
| | G1/2 | 3169 14 21 |
| 16 | G3/8 | 3169 16 17 |
| | G1/2 | 3169 16 21 |

The body swivels for positioning purposes

## 3192

### Stud Elbow, Female BSPP Thread

*Technical polymer, Nickel-plated brass, NBR*



*Scan for more dimensions*

| ØD | C | References |
|---|---|---|
| 4 | G1/8 | 3192 04 10 |
| | G1/4 | 3192 04 13 |
| 6 | G1/8 | 3192 06 10 |
| | G1/4 | 3192 06 13 |
| 8 | G1/8 | 3192 08 10 |
| | G1/4 | 3192 08 13 |
| | G3/8 | 3192 08 17 |
| 10 | G1/4 | 3192 10 13 |
| | G3/8 | 3192 10 17 |
| | G1/2 | 3192 10 21 |
| 12 | G1/4 | 3192 12 13 |
| | G3/8 | 3192 12 17 |
| | G1/2 | 3192 12 21 |

The body swivels for positioning purposes

## 3108

### Stud Branch Tee, Male BSPT Thread

*Technical polymer, Nickel-plated brass, NBR*



*Scan for more dimensions*

| ØD | C | References |
|---|---|---|
| 4 | R1/8 | 3108 04 10 |
| | R1/4 | 3108 04 13 |
| 6 | R1/8 | 3108 06 10 |
| | R1/4 | 3108 06 13 |
| 8 | R1/8 | 3108 08 10 |
| | R1/4 | 3108 08 13 |
| | R3/8 | 3108 08 17 |
| 10 | R1/4 | 3108 10 13 |
| | R3/8 | 3108 10 17 |
| | R1/2 | 3108 10 21 |
| 12 | R1/4 | 3108 12 13 |
| | R3/8 | 3108 12 17 |
| | R1/2 | 3108 12 21 |
| 14 | R3/8 | 3108 14 17 |
| | R1/2 | 3108 14 21 |
| 16 | R3/8 | 3108 16 17 |
| | R1/2 | 3108 16 21 |

Pre-coated thread
The body swivels for positioning purposes

## 3198/3298

### Stud Branch Tee, Male BSPP and Metric Thread

*Technical polymer, Nickel-plated brass, NBR*



*Scan for more dimensions*

| ØD | C | References |
|---|---|---|
| 3 | M3x0.5 | 3298 03 09* |
| | M5x0.8 | 3298 03 19* |
| 4 | M5x0.8 | 3198 04 19 |
| | G1/8 | 3198 04 10 |
| | G1/4 | 3198 04 13 |
| 6 | M5x0.8 | 3198 06 19 |
| | G1/8 | 3198 06 10 |
| | G1/4 | 3198 06 13 |
| 8 | G1/8 | 3198 08 10 |
| | G1/4 | 3198 08 13 |
| | G3/8 | 3198 08 17 |
| 10 | G1/4 | 3198 10 13 |
| | G3/8 | 3198 10 17 |
| | G1/2 | 3198 10 21 |
| 12 | G1/4 | 3198 12 13 |
| | G3/8 | 3198 12 17 |
| | G1/2 | 3198 12 21 |
| 14 | G3/8 | 3198 14 17 |
| | G1/2 | 3198 14 21 |
| 16 | G3/8 | 3198 16 17 |
| | G1/2 | 3198 16 21 |

The body swivels for positioning purposes
*LF 3200 in nickel-plated brass, NBR, PTFE ring

## 3103
### Stud Run Tee, BSPT Thread

*Technical polymer, Nickel-plated brass, NBR*



*Scan for more dimensions*

| ØD | C | References |
|---|---|---|
| 4 | R1/8 | 3103 04 10 |
| | R1/4 | 3103 04 13 |
| 6 | R1/8 | 3103 06 10 |
| | R1/4 | 3103 06 13 |
| 8 | R1/8 | 3103 08 10 |
| | R1/4 | 3103 08 13 |
| | R3/8 | 3103 08 17 |
| 10 | R1/4 | 3103 10 13 |
| | R3/8 | 3103 10 17 |
| | R1/2 | 3103 10 21 |
| 12 | R1/4 | 3103 12 13 |
| | R3/8 | 3103 12 17 |
| | R1/2 | 3103 12 21 |
| 14 | R1/2 | 3103 14 21 |
| 16 | R1/2 | 3103 16 21 |

Pre-coated thread
The body swivels for positioning purposes

## 3158
### Y Piece, Male BSPP and Metric Thread

*Technical polymer, Nickel-plated brass, NBR*



*Scan for more dimensions*

| ØD | C | References |
|---|---|---|
| 4 | M5x0.8 | 3158 04 19 |
| 6 | M5x0.8 | 3158 06 19 |
| | G1/8 | 3158 06 10 |
| | G1/4 | 3158 06 13 |
| 8 | G1/8 | 3158 08 10 |
| | G1/4 | 3158 08 13 |
| | G3/8 | 3158 08 17 |
| 10 | G1/4 | 3158 10 13 |
| | G3/8 | 3158 10 17 |
| | G1/2 | 3158 10 21 |
| 12 | G3/8 | 3158 12 17 |
| | G1/2 | 3158 12 21 |

The body swivels for positioning purposes

## 3144
### Equal and Unequal Multiple Y Piece

*Technical polymer, NBR*




*Scan for more dimensions*

| ØD | ØD1 | References |
|---|---|---|
| 4 | 4 | 3144 04 04 |
| | 6 | 3144 04 06 |
| 6 | 6 | 3144 06 06 |
| | 8 | 3144 06 08 |

## 3193/3293
### Stud Run Tee, Male BSPP and Metric Thread

*Technical polymer, Nickel-plated brass, NBR*



*Scan for more dimensions*

| ØD | C | References |
|---|---|---|
| 3 | M5x0.8 | 3293 03 19 |
| 4 | M5x0.8 | 3193 04 19 |
| | G1/8 | 3193 04 10 |
| | G1/4 | 3193 04 13 |
| 6 | M5x0.8 | 3193 06 19 |
| | G1/8 | 3193 06 10 |
| | G1/4 | 3193 06 13 |
| 8 | G1/8 | 3193 08 10 |
| | G1/4 | 3193 08 13 |
| | G3/8 | 3193 08 17 |
| 10 | G1/4 | 3193 10 13 |
| | G3/8 | 3193 10 17 |
| | G1/2 | 3193 10 21 |
| 12 | G1/4 | 3193 12 13 |
| | G3/8 | 3193 12 17 |
| | G1/2 | 3193 12 21 |
| 14 | G3/8 | 3193 14 17 |
| | G1/2 | 3193 14 21 |
| 16 | G3/8 | 3193 16 17 |
| | G1/2 | 3193 16 21 |

The body swivels for positioning purposes

## 3132
### Double Y, Male BSPP Thread

*Technical polymer, Nickel-plated brass, NBR*



*Scan for more dimensions*

| ØD | C | References |
|---|---|---|
| 4 | G1/4 | 3132 04 13 |
| 6 | G1/4 | 3132 06 13 |

The body swivels for positioning purposes

## 3148
### Y Piece, Male BSPT Thread

*Technical polymer, Nickel-plated brass, NBR*



*Scan for more dimensions*

| ØD | C | References |
|---|---|---|
| 4 | R1/8 | 3148 04 10 |
| | R1/4 | 3148 04 13 |
| 6 | R1/8 | 3148 06 10 |
| | R1/4 | 3148 06 13 |
| 8 | R1/8 | 3148 08 10 |
| | R1/4 | 3148 08 13 |
| | R3/8 | 3148 08 17 |
| 10 | R1/4 | 3148 10 13 |
| | R3/8 | 3148 10 17 |
| | R1/2 | 3148 10 21 |
| 12 | R3/8 | 3148 12 17 |
| | R1/2 | 3148 12 21 |

Pre-coated thread
The body swivels for positioning purposes

## 3143
### Multiple Plug-In Y Piece

*Technical polymer, Nickel-plated brass, NBR*




*Scan for more dimensions*

| ØD1 | ØD2 | References |
|---|---|---|
| 4 | 6 | 3143 04 06 |
| | 8 | 3143 04 08 |
| 6 | 8 | 3143 06 08 |

## 3106/3206

### Equal and Unequal Tube-to-Tube Connector



*Technical polymer, NBR*

*Scan for more dimensions*

| ØD | ØD1 | References |
|---|---|---|
| 3 | 3 | 3106 03 00 |
| | | 3206 03 00* |
| | 4 | 3106 03 04 |
| 4 | 1/4 | 3106 04 56 |
| | 4 | 3106 04 00 |
| | 6 | 3106 04 06 |
| | 8 | 3106 04 08 |
| 6 | 1/4 | 3106 06 56 |
| | 6 | 3106 06 00 |
| | 8 | 3106 06 08 |
| | 10 | 3106 06 10 |
| 8 | 8 | 3106 08 00 |
| | 10 | 3106 08 10 |
| | 12 | 3106 08 12 |
| 10 | 10 | 3106 10 00 |
| | 12 | 3106 10 12 |
| 12 | 1/2 | 3106 12 62 |
| | 12 | 3106 12 00 |
| | 14 | 3106 12 14 |
| | 16 | 3106 12 16 |
| 14 | 14 | 3106 14 00 |
| 16 | 16 | 3106 16 00 |

* LF 3200 in Nickel-plated brass, NBR

Inch

| ØD | ØD1 | References |
|---|---|---|
| 5/32 | 5/32 | 3106 04 00 |
| 1/4 | 1/4 | 3106 56 00 |
| 5/16 | 8 | 3106 08 00 |
| 3/8 | 3/8 | 3106 60 00 |
| | 10 | 3106 60 10 |
| | 1/4 | 3106 60 56 |
| 1/2 | 1/2 | 3106 62 00 |

## 3102/3202

### Equal and Unequal Elbow



*Technical polymer, NBR*

*Scan for more dimensions*

| ØD | ØD1 | References |
|---|---|---|
| 4 | 3 | 3202 03 00* |
| | 4 | 3102 04 00 |
| | 6 | 3102 04 06 |
| 6 | 6 | 3102 06 00 |
| | 8 | 3102 06 08 |
| 8 | 8 | 3102 08 00 |
| | 10 | 3102 08 10 |
| 10 | 10 | 3102 10 00 |
| | 12 | 3102 10 12 |
| 12 | 12 | 3102 12 00 |
| 14 | 14 | 3102 14 00 |
| 16 | 16 | 3102 16 00 |

Inch

| ØD | ØD1 | References |
|---|---|---|
| 5/32 | 5/32 | 3102 04 00 |
| 1/4 | 1/4 | 3102 56 00 |
| 5/16 | 5/16 | 3102 06 00 |
| 3/8 | 3/8 | 3102 60 00 |
| 1/2 | 1/2 | 3102 62 00 |

*LF 3200 in Nickel-plated brass, NBR

## 3104/3204

### Equal and Unequal Tee




*Technical polymer, NBR*

*Scan for more dimensions*

| ØD | ØD1 | References |
|---|---|---|
| 3 | 3 | 3104 03 00 |
| 4 | 3 | 3204 03 00* |
| | 4 | 3104 04 00 |
| | 6 | 3104 04 06 |
| 6 | 4 | 3104 06 04 |
| | 6 | 3104 06 00 |
| | 8 | 3104 06 08 |
| 8 | 4 | 3104 08 04 |
| | 6 | 3104 08 06 |
| | 8 | 3104 08 00 |
| | 10 | 3104 08 10 |
| 10 | 4 | 3104 10 04 |
| | 8 | 3104 10 08 |
| | 10 | 3104 10 00 |
| | 12 | 3104 10 12 |
| 12 | 4 | 3104 12 04 |
| | 10 | 3104 12 10 |
| | 12 | 3104 12 00 |
| 14 | 8 | 3104 14 08 |
| | 14 | 3104 14 00 |
| 16 | 12 | 3104 16 12 |
| | 16 | 3104 16 00 |

* LF 3200 in Nickel-plated brass, NBR

Inch

| ØD | ØD1 | References |
|---|---|---|
| 5/32 | 5/32 | 3104 04 00 |
| 1/8 | 1/8 | 3104 53 00 |
| 1/4 | 1/4 | 3104 56 00 |
| | 1/8 | 3104 56 53 |
| 5/16 | 5/16 | 3104 08 00 |
| 3/8 | 1/4 | 3104 60 56 |
| | 3/8 | 3104 60 00 |
| 1/2 | 1/2 | 3104 62 00 |
| | 3/8 | 3104 62 60 |

## 3140

### Equal and Unequal Single Y Piece




*Technical polymer, NBR*

*Scan for more dimensions*

| ØD | ØD1 | References |
|---|---|---|
| 4 | 4 | 3140 04 00 |
| | 6 | 3140 04 06 |
| 6 | 6 | 3140 06 00 |
| | 8 | 3140 06 08 |
| 8 | 8 | 3140 08 00 |
| | 10 | 3140 08 10 |
| 10 | 10 | 3140 10 00 |
| | 12 | 3140 10 12 |
| 12 | 12 | 3140 12 00 |

## 3107

### Equal and Unequal Cross




*Technical polymer, NBR*

*Scan for more dimensions*

| ØD | ØD1 | ØD2 | References |
|---|---|---|---|
| 4 | 4 | 4 | 3107 04 00 |
| 6 | 4 | 6 | 3107 04 06 |
| 4 | 4 | 6 | 3107 06 04 |
| 6 | 6 | 6 | 3107 06 00 |
| 8 | 6 | 8 | 3107 06 08 |
| 6 | 6 | 8 | 3107 08 06 |
| 8 | 8 | 8 | 3107 08 00 |

## 3304
### Multiple Tee




*Technical polymer, NBR*

*Scan for more dimensions*

| ØD1 | ØD2 | References |
|---|---|---|
| 6 | 4 | 3304 06 04 |
| 8 | 4 | 3304 08 04 |
| | 6 | 3304 08 06 |
| 10 | 6 | 3304 10 06 |
| | 8 | 3304 10 08 |

## 3306
### 90° Multiple Elbow




*Technical polymer, NBR*

*Scan for more dimensions*

| ØD1 | ØD2 | References |
|---|---|---|
| 6 | 4 | 3306 06 04 |
| 8 | 4 | 3306 08 04 |
| | 6 | 3306 08 06 |
| 10 | 6 | 3306 10 06 |
| | 8 | 3306 10 08 |

## 3166/3266
### Plug-In Reducer




*Technical polymer, NBR*

*Scan for more dimensions*

| ØD1 | ØD2 | References |
|---|---|---|
| 3 | 4 | 3166 03 04 |
| | | 3266 03 04* |
| 4 | 6 | 3166 04 06 |
| | 8 | 3166 04 08 |
| | 10 | 3166 04 10 |
| 6 | 8 | 3166 06 08 |
| | 10 | 3166 06 10 |
| | 12 | 3166 06 12 |
| | 14 | 3166 06 14 |
| 8 | 10 | 3166 08 10 |
| | 12 | 3166 08 12 |
| | 14 | 3166 08 14 |
| 10 | 12 | 3166 10 12 |
| 12 | 14 | 3166 12 14 |

* LF 3200 in nickel-plated brass

## 3168
### Plug-In Increaser




*Technical polymer, NBR*

*Scan for more dimensions*

| ØD1 | ØD2 | References |
|---|---|---|
| 6 | 4 | 3168 06 04 |
| 8 | 6 | 3168 08 06 |
| | 1/4 | 3168 08 56 |
| 10 | 8 | 3168 10 08 |
| 12 | 10 | 3168 12 10 |

## 3121
### Stud Standpipe, Male BSPT Thread



*Technical polymer, Nickel-plated brass, NBR*

*Scan for more dimensions*

| ØD | C | References |
|---|---|---|
| 4 | R1/8 | 3121 04 10 |
| 6 | R1/8 | 3121 06 10 |
| | R1/4 | 3121 06 13 |
| 8 | R1/8 | 3121 08 10 |
| | R1/4 | 3121 08 13 |
| 10 | R1/4 | 3121 10 13 |
| | R3/8 | 3121 10 17 |
| 12 | R3/8 | 3121 12 17 |

Pre-coated thread

## 3131
### Stud Standpipe, Male BSPP and Metric Thread



*Technical polymer, Nickel-plated brass, NBR*

*Scan for more dimensions*

| ØD | C | References |
|---|---|---|
| 4 | M5x0.8 | 3131 04 19 |
| | G1/8 | 3131 04 10 |
| 6 | G1/8 | 3131 06 10 |
| | G1/4 | 3131 06 13 |
| 8 | G1/8 | 3131 08 10 |
| | G1/4 | 3131 08 13 |
| | G3/8 | 3131 08 17 |
| 10 | G1/4 | 3131 10 13 |
| | G3/8 | 3131 10 17 |
| | G1/2 | 3131 10 21 |
| 12 | G1/2 | 3131 12 21 |
| 14 | G1/2 | 3131 14 21 |

## 3180
### 45° Plug-In Equal Elbow

*Technical polymer, NBR*




*Scan for more dimensions*

| ØD1 | ØD2 | References |
|---|---|---|
| 4 | 4 | 3180 04 00 |
| 6 | 6 | 3180 06 00 |
| 8 | 8 | 3180 08 00 |
| 10 | 10 | 3180 10 00 |
| 12 | 12 | 3180 12 00 |

## 3184
### Extended Equal and Unequal Plug-In Elbow

*Technical polymer, NBR*




*Scan for more dimensions*

| ØD1 | ØD2 | References |
|---|---|---|
| 4 | 4 | 3184 04 00 |
| | 6 | 3184 04 06 |
| 6 | 6 | 3184 06 00 |
| | 8 | 3184 06 08 |
| 8 | 8 | 3184 08 00 |
| | 10 | 3184 08 10 |
| 10 | 10 | 3184 10 00 |
| | 12 | 3184 10 12 |
| 12 | 12 | 3184 12 00 |

The Ø4 and Ø12 versions are not grooved as standard.

## 3182
### Equal and Unequal Plug-In Elbow

*Technical polymer, NBR*




*Scan for more dimensions*

| ØD1 | ØD2 | References |
|---|---|---|
| 4 | 4 | 3182 04 00 |
| 4 | 6 | 3182 04 06 |
| 6 | 4 | 3182 06 04 |
| | 6 | 3182 06 00 |
| | 8 | 3182 06 08 |
| 8 | 8 | 3182 08 00 |
| | 10 | 3182 08 10 |
| 10 | 10 | 3182 10 00 |
| | 12 | 3182 10 12 |
| 12 | 12 | 3182 12 00 |

The Ø4 and Ø12 versions are not grooved as standard.

**Inch**

| ØD1 | ØD2 | References |
|---|---|---|
| 1/4 | 1/4 | 3182 56 00 |
| 3/8 | 3/8 | 3182 60 00 |
| 5/32 | 5/32 | 3182 04 00 |
| 1/4 | 1/4 | 3182 56 00 |
| 5/16 | 5/16 | 3182 08 00 |
| 3/8 | 3/8 | 3182 60 00 |

## 3183
### Equal and Unequal Plug-In Run Tee

*Technical polymer, NBR*




*Scan for more dimensions*

| ØD1 | ØD2 | References |
|---|---|---|
| 4 | 4 | 3183 04 00 |
| | 6 | 3183 04 06 |
| 6 | 6 | 3183 06 00 |
| | 8 | 3183 06 08 |
| 8 | 8 | 3183 08 00 |
| | 10 | 3183 08 10 |
| 10 | 10 | 3183 10 00 |
| 12 | 12 | 3183 12 00 |

## 3188
### Equal and Unequal Plug-In Branch Tee

*Technical polymer, NBR*




*Scan for more dimensions*

| ØD1 | ØD2 | References |
|---|---|---|
| 4 | 4 | 3188 04 00 |
| | 6 | 3188 04 06 |
| 6 | 6 | 3188 06 00 |
| | 8 | 3188 06 08 |
| 8 | 8 | 3188 08 00 |
| | 10 | 3188 08 10 |
| 10 | 10 | 3188 10 00 |
| | 12 | 3188 10 12 |
| 12 | 12 | 3188 12 00 |

## 3142
### Equal and Unequal Plug-In Single Y Piece

*Technical polymer, NBR*




*Scan for more dimensions*

| ØD1 | ØD2 | References |
|---|---|---|
| 4 | 4 | 3142 04 00 |
| | 6 | 3142 04 06 |
| 6 | 6 | 3142 06 00 |
| | 8 | 3142 06 08 |
| 8 | 8 | 3142 08 00 |
| | 10 | 3142 08 10 |
| 10 | 10 | 3142 10 00 |
| | 12 | 3142 10 12 |
| 12 | 12 | 3142 12 00 |

## 3120
### Stem Connector

*Technical polymer, NBR*



*Scan for more dimensions*

| ØD | References |
|---|---|
| 4 | 3120 04 00 |
| 6 | 3120 06 00 |
| 8 | 3120 08 00 |
| 10 | 3120 10 00 |
| 12 | 3120 12 00 |
| 14 | 3120 14 00 |

## 3122
### Plug-In Barb Connector

*Technical polymer, NBR*




*Scan for more dimensions*

| ØD1 | I.D. tube | References |
|---|---|---|
| 4 | 3.2 | 3122 04 53 |
| | 5 | 3122 04 05 |
| 6 | 5 | 3122 06 05 |
| 8 | 6.3 | 3122 08 56 |
| | 8 | 3122 08 08 |
| 10 | 6.3 | 3122 10 56 |
| | 8 | 3122 10 08 |
| 12 | 8 | 3122 12 08 |
| | 10 | 3122 12 10 |
| | 12.5 | 3122 12 62 |
| 14 | 12.5 | 3122 14 62 |

## 3116
### Equal Bulkhead Connector

*Technical polymer, NBR*



*Scan for more dimensions*

| ØD | References |
|---|---|
| 4 | 3116 04 00 |
| 6 | 3116 06 00 |
| 8 | 3116 08 00 |
| 10 | 3116 10 00 |
| 12 | 3116 12 00 |
| 14 | 3116 14 00 |

## 3136
### Bulkhead Connector, Female BSPP Thread

*Nickel-plated brass, NBR*



*Scan for more dimensions*

| ØD | C | References |
|---|---|---|
| 4 | G1/8 | 3136 04 10 |
| | G1/4 | 3136 04 13 |
| 6 | G1/8 | 3136 06 10 |
| | G1/4 | 3136 06 13 |
| | G3/8 | 3136 06 17 |
| 8 | G1/8 | 3136 08 10 |
| | G1/4 | 3136 08 13 |
| 10 | G3/8 | 3136 10 17 |
| 12 | G3/8 | 3136 12 17 |
| | G1/2 | 3136 12 21 |
| 16 | G3/8 | 3136 16 17* |
| | G1/2 | 3136 16 21* |

* Nickel plated nut

## 3139
### Equal Bulkhead Elbow

*Technical polymer, Nickel-plated brass, NBR*



*Scan for more dimensions*

| ØD | References |
|---|---|
| 4 | 3139 04 00 |
| 6 | 3139 06 00 |
| 8 | 3139 08 00 |
| 10 | 3139 10 00 |
| 12 | 3139 12 00 |
| 14 | 3139 14 00 |

The body swivels for positioning purposes

## 3146
### Equal Mixed Bulkhead Connector

*Nickel-plated brass, NBR*



*Scan for more dimensions*

| ØD | References |
|---|---|
| 4 | 3146 04 00 |
| 6 | 3146 06 00 |
| 8 | 3146 08 00 |
| 10 | 3146 10 00 |
| 12 | 3146 12 00 |
| 14 | 3146 14 00 |

Combination of a push-in fitting and a compression fitting.

## 3126
### Blanking Plug

*Technical polymer, NBR*



*Scan for more dimensions*

| ØD | References |
|---|---|
| 3 | 3126 03 00 |
| 4 | 3126 04 00 |
| 6 | 3126 06 00 |
| 8 | 3126 08 00 |
| 10 | 3126 10 00 |
| 12 | 3126 12 00 |
| 14 | 3126 14 00 |
| 16 | 3126 16 00* |

*Nickel-plated brass

Inch

| ØD | References |
|---|---|
| 5/32 | 3126 04 00 |
| 1/4 | 3126 56 00 |
| 5/16 | 3126 08 00 |
| 3/8 | 3126 60 00 |
| 1/2 | 3126 62 00 |

## 3151
### End Cap

*Technical polymer, NBR*



*Scan for more dimensions*

| ØD | References |
|---|---|
| 4 | 3151 04 00 |
| 6 | 3151 06 00 |
| 8 | 3151 08 00 |
| 10 | 3151 10 00 |
| 12 | 3151 12 00 |
| 14 | 3151 14 00 |

## Banjos LF3000® Fittings

### 3018
**Single Banjo, Male BSPT Thread**

*Technical polymer, Nickel-plated brass, NBR*



Scan for more dimensions

| ØD | C | References |
|---|---|---|
| 6 | R1/8 | 3018 06 10 |
| | R1/4 | 3018 06 13 |
| 8 | R1/8 | 3018 08 10 |
| | R1/4 | 3018 08 13 |
| 10 | R1/4 | 3018 10 13 |
| | R3/8 | 3018 10 17 |
| 12 | R1/4 | 3018 12 13 |
| | R3/8 | 3018 12 17 |

Pre-coated thread

### 3118
**Single Banjo, Male BSPP and Metric Thread**

*Technical polymer, Nickel-plated brass, NBR*



Scan for more dimensions

| ØD | C | References |
|---|---|---|
| 3 | M3x0.5 | 3118 03 09* |
| 4 | M5x0.8 | 3118 04 19* |
| | G1/8 | 3118 04 10 |
| 6 | M5x0.8 | 3118 06 19* |
| | G1/8 | 3118 06 10 |
| | G1/4 | 3118 06 13 |
| 8 | G1/8 | 3118 08 10 |
| | G1/4 | 3118 08 13 |
| | G3/8 | 3118 08 17 |
| 10 | G1/4 | 3118 10 13 |
| | G3/8 | 3118 10 17 |
| | G1/2 | 3118 10 21 |
| 12 | G3/8 | 3118 12 17 |
| | G1/2 | 3118 12 21 |

* With screwdriver slot

### 3218
**Single Banjo, Male Metric Thread**

Nickel-plated brass, NBR



Scan for more dimensions

| ØD | C | References |
|---|---|---|
| 3 | M3x0.5 | 3218 03 09 |
| | M5x0.8 | 3218 03 19 |

### 3149
**Twin Banjo, Male BSPP and Metric Thread**

*Technical polymer, Nickel-plated brass, NBR*



Scan for more dimensions

| ØD | C | References |
|---|---|---|
| 4 | M5x0.8 | 3149 04 19* |
| | G1/8 | 3149 04 10 |
| 6 | G1/8 | 3149 06 10 |
| | G1/4 | 3149 06 13 |
| 8 | G1/4 | 3149 08 13 |
| | G3/8 | 3149 08 17 |
| 10 | G3/8 | 3149 10 17 |

* With screwdriver slot

### 3119
**Double Banjo, BSPP and Metric Thread**

*Technical polymer, Nickel-plated brass, NBR*



Scan for more dimensions

| ØD | C | References |
|---|---|---|
| 4 | M5x0.8 | 3119 04 19* |
| 6 | G1/8 | 3119 06 10 |
| | G1/4 | 3119 06 13 |
| 8 | G1/4 | 3119 08 13 |
| | G3/8 | 3119 08 17 |

* With screwdriver slot

### 3124
**Single Banjo, Male/Female BSPP and Metric Thread**

*Technical polymer, Nickel-plated brass, NBR*



Scan for more dimensions

| ØD | C | References |
|---|---|---|
| 4 | G1/8 | 3124 04 10 |
| 6 | G1/4 | 3124 06 13 |
| 8 | G3/8 | 3124 08 17 |

This product family was developed to allow assembly of a function fitting on a cylinder.

### 3538
**Single Banjo Bodies**

*Technical polymer, NBR*



Scan for more dimensions

| ØD | C | References |
|---|---|---|
| 4 | M5x0.8 | 3538 04 19 |
| | G1/8 | 3538 04 10 |
| 6 | M5x0.8 | 3538 06 19 |
| | G1/8 | 3538 06 10 |
| | G1/4 | 3538 06 13 |
| 8 | G1/8 | 3538 08 10 |
| | G1/4 | 3538 08 13 |
| | G3/8 | 3538 08 17 |
| 10 | G1/4 | 3538 10 13 |
| | G3/8 | 3538 10 17 |
| 12 | G3/8 | 3538 12 17 |

### 3549
**Twin Banjo Bodies**

*Technical polymer, NBR*



Scan for more dimensions

| ØD | C | References |
|---|---|---|
| 4 | G1/4 | 3549 04 13 |
| 6 | G1/8 | 3549 06 10 |
| | G1/4 | 3549 06 13 |
| | G3/8 | 3549 06 17 |
| 8 | G1/4 | 3549 08 13 |
| | G3/8 | 3549 08 17 |
| 10 | G3/8 | 3549 10 17 |

### 3539
**Double Banjo Bodies**

*Technical polymer, NBR*



Scan for more dimensions

| ØD | C | References |
|---|---|---|
| 6 | G1/8 | 3539 06 10 |
| | G1/4 | 3539 06 13 |
| 8 | G1/4 | 3539 08 13 |

## 3527

### Single Banjo Bolts, Male BSPP and Metric Thread

Nickel-plated brass, NBR



Scan for more dimensions

| C | References |
|---|---|
| M5x0.8 | 3527 00 19* |
| G1/8 | 3527 00 10 |
| G1/4 | 3527 00 13 |
| G3/8 | 3527 00 17 |

* With screwdriver slot

## 3524

### Threaded Banjo Bolts, Male/Female BSPP

Nickel-plated brass, NBR



Scan for more dimensions

| C | References |
|---|---|
| G1/8 | 3524 00 10 |
| G1/4 | 3524 00 13 |
| G3/8 | 3524 00 17 |
| G1/2 | 3524 00 21 |

## 3528

### Stacking Banjo for 2 Body High Modules, Male BSPP and Metric Thread

Nickel-plated brass, NBR



Scan for more dimensions

| C | References |
|---|---|
| M5x0.8 | 3528 00 19* |
| G1/8 | 3528 00 10 |
| G1/4 | 3528 00 13 |
| G3/8 | 3528 00 17 |

* With screwdriver slot

## 3529

### Stacking Banjo for 3 Body High Modules, Male BSPP Thread

Nickel-plated brass, NBR



Scan for more dimensions

| C | References |
|---|---|
| G1/8 | 3529 00 10 |
| G1/4 | 3529 00 13 |
| G3/8 | 3529 00 17 |

Installation Guide

1. Remove the O-ring
2. Insert the banjo body with the chamfer oriented upwards (see detail view)
3. Reinstall the O-ring

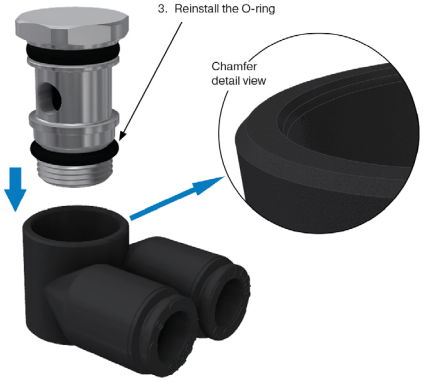


## Legris LF 3000® Oscillating Fittings

## 3159

### Oscillating Elbow, Male BSPT Thread

*Technical polymer, Nickel-plated brass, NBR*



Scan for more dimensions

| ØD | C | References |
|---|---|---|
| 4 | R1/8 | 3159 04 10 |
| 6 | R1/8 | 3159 06 10 |
| | R1/4 | 3159 06 13 |
| 8 | R1/8 | 3159 08 10 |
| | R1/4 | 3159 08 13 |
| | R3/8 | 3159 08 17 |
| 10 | R1/4 | 3159 10 13 |
| | R3/8 | 3159 10 17 |
| 12 | R1/4 | 3159 12 13 |
| | R3/8 | 3159 12 17 |

Pre-coated thread

## 3189

### Oscillating Elbow, Male BSPP and Metric Thread

*Technical polymer, Nickel-plated brass, NBR*



Scan for more dimensions

| ØD | C | References |
|---|---|---|
| 4 | M5x0.8 | 3189 04 19 |
| | G1/8 | 3189 04 10 |
| 6 | M5x0.8 | 3189 06 19 |
| | G1/8 | 3189 06 10 |
| | G1/4 | 3189 06 13 |
| 8 | G1/8 | 3189 08 10 |
| | G1/4 | 3189 08 13 |
| | G3/8 | 3189 08 17 |
| 10 | G1/4 | 3189 10 13 |
| | G3/8 | 3189 10 17 |
| 12 | G1/4 | 3189 12 13 |
| | G3/8 | 3189 12 17 |

## Legris LF 3000® Self-Sealing Fittings

## 3091

### Self-Sealing Stud Fitting, Male BSPT Thread

Nickel-plated brass, NBR



Scan for more dimensions

| ØD | C | References |
|---|---|---|
| 4 | R1/8 | 3091 04 10 |
| 6 | R1/8 | 3091 06 10 |
| 8 | R1/8 | 3091 08 10 |
| | R1/4 | 3091 08 13 |

Maximum operating pressure: 10 bar.

## 3160

### Self-Sealing Plug-In Fitting

*Technical polymer, NBR*



Scan for more dimensions

| ØD | References |
|---|---|
| 4 | 3160 04 00 |
| 6 | 3160 06 00 |
| 8 | 3160 08 00 |

Maximum operating pressure: 10 bar.

## 3391

### Self-Sealing Stud Fitting, Male BSPP Thread

Nickel-plated brass, NBR



Scan for more dimensions

| ØD | C | References |
|---|---|---|
| 4 | G1/8 | 3391 04 10 |
| 6 | G1/8 | 3391 06 10 |
| 8 | G1/8 | 3391 08 10 |
| | G1/4 | 3391 08 13 |
| 10 | G3/8 | 3391 10 17 |

Maximum operating pressure: 10 bar.

# LEGRIS LF 3000® PLUG-IN CONNECTORS





**Legris LF 3000® Plug-In Connectors** are designed to connect and disconnect a bundle of tubes simultaneously without risk of error, thus facilitating maintenance.

## Technical specifications

**Fluids:** compressed air and neutral gases

**Operating pressure:** $10^{-2}$ millibar to 10 bar

**Operating temperature:** -20°C to +80°C

**Diameter:** 4 to 8 mm

**Regulations:** RoHS, REACh, ISO 14743, PED

Performance depends on the fluids, materials and tube used.

## Benefits

- **Reduced connection space** to a minimum of 12 tubes.
- **Prevents assembly errors:** each tube outlet is numbered to facilitate installation. A positioning pin prevents assembly errors.
- **3 solutions:** modular in-line fitting, cylindrical fitting or DIN rail terminal block.

## Panel mounted Multi-connectors

**The two common uses for this product are:**

**1-** Fixing one half to a machine or through a partition, allowing the other half to be assembled or disassembled for maintenance. Often, when transporting machinery, air hoses are disconnected, and this connection provides a foolproof method of reconnecting them in place.

**2-** The use of the inline fitting allows long lengths of tubing to be joined together, which must be disconnected periodically.

It is advisable to limit the length of the mobile unit to five fittings.
The fixed portion is not limited.

**Connector customisation**

By reversing the module units during installation, it is possible to "offset" them so that they cannot be inadvertently connected in the wrong direction.

**Contents of a box:**
**10** hermaphroditic modules
**20** assembly pins and 4 end pins
**4** fixing brackets
**4** coupler clips
**1** removal fork

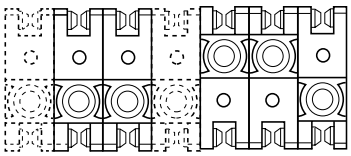

Standard assembly | Custom assembly

## Recommended applications



*Quick method for connecting several tubes in line on a pneumatic installation*

### 3300

**Modular Plug-In Connector**

*Technical polymer, NBR*



*Scan for more dimensions*

| ØD | References |
|---|---|
| 4 | 3300 04 00 |
| 6 | 3300 06 00 |
| 8 | 3300 08 00 |

Clearance hole for Ø3 mm screw

## Cylindrical multi-connector

This range is particularly suitable for partition wall crossings. A protective cover guides the tubes and protects the connections.

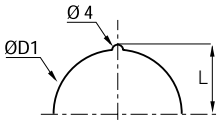


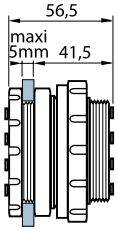


**Overall dimensions of the bulkhead multi-connector**

| Number of tube outlets | L | ØD1 |
|---|---|---|
| 2 | 17 | 32.5 |
| 4-7 | 21 | 40.5 |
| 12 | 30.3 | 58.5 |

### Recommended applications



*Cylindrical multi-connector for mounting on a partition in industrial equipment*

### 3320
**Multi-Connector Male Screw Body**

*Technical polymer, NBR*



*Scan for more dimensions*

| ØD | C | C1 | References |
|---|---|---|---|
| 4 | M46x1.5 | M40x1.5 | 3320 04 00 04 |
| | M46x1.5 | M40x1.5 | 3320 04 00 07 |
| | M65x1.5 | M58x1.5 | 3320 04 00 12 |
| 6 | M46x1.5 | M40x1.5 | 3320 06 00 04 |
| | M46x1.5 | M40x1.5 | 3320 06 00 07 |

The number of male body outlets must correspond to the same number of outlets on the female body.

### 3321
**Multi-Connector Female Screw Body**

*Technical polymer, NBR*



*Scan for more dimensions*

| ØD | C | C1 | References |
|---|---|---|---|
| 4 | M46x1.5 | M40x1.5 | 3321 04 00 04 |
| | M46x1.5 | M40x1.5 | 3321 04 00 07 |
| | M65x1.5 | M58x1.5 | 3321 04 00 12 |
| 6 | M46x1.5 | M40x1.5 | 3321 06 00 04 |
| | M46x1.5 | M40x1.5 | 3321 06 00 07 |

The number of female body outlets must correspond to the same number of outlets on the male body.

### 3329
**Multi-Connector Screw Cap**

*Technical polymer*



*Scan for more dimensions*

| C | References |
|---|---|
| M40x1.5 | 3329 00 02 |
| M58x1.5 | 3329 00 03 |

## Multi-connector terminal block on DIN rail

**Identification of tubes**

Slots are provided to accommodate label holders, allowing the tubes to be identified.

**Pressure indicator**

Being able to detect the presence of air is an important consideration when maintaining pneumatic systems.

Legris terminal blocks incorporate pressure indicators that spring back after being pressed manually, indicating the presence of air in the system.

### Recommended applications



*Mounting terminal blocks on a standard DIN rail with visible pressure indicator*

### 3379
**DIN Rail Connector for 2 Tubes**

*Technical polymer, NBR*



*Scan for more dimensions*

| ØD | References |
|---|---|
| 4 | 3379 04 00 |
| 6 | 3379 06 00 |
| 8 | 3379 08 00 |

Pressure indicator for the system.

### 3381
**DIN Rail Connector for 3 Tubes**

*Technical polymer, NBR*



*Scan for more dimensions*

| ØD | References |
|---|---|
| 4 | 3381 04 00 |
| 6 | 3381 06 00 |
| 8 | 3381 08 00 |

Pressure indicator for the system.

# LEGRIS LF 6000 LIQUIFIT®



Recommended for water transfer applications, the **LF 6000 LIQUIfit® range** guarantees reliable and compact connections. Manufactured from high-performance bio-based polymer, these fittings contribute to the use of non-fossil resources, thereby preserving the environment.

## Technical specifications

- **Fluid:** industrial water, treated water with or without glycol.
- **Operating pressure:** 1 to 16 bar
- **Operating temperature:** -40 °C to +95 °C
- **Diameter:** 4 to 16 mm – 1/4" to 1/2"
- **Regulations:** RoHS, REACh, FDA, CE N° 1935/2004

Performance depends on the fluids, materials and tube used.

## Component materials

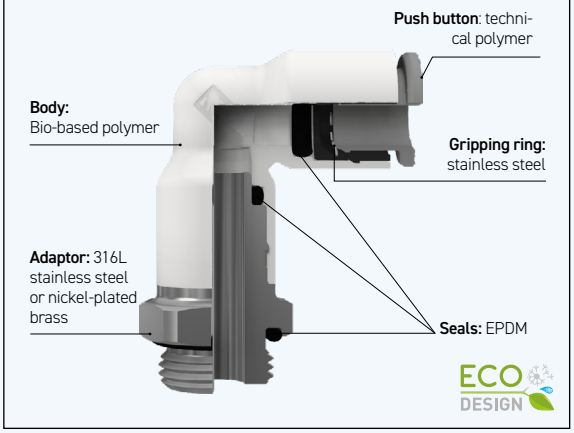


## Benefits

- **High performance for complete peace of mind:** very high level of watertightness with the lowest pumping effect on the market at only 0.2 mm.
- **Compact product:** 20 to 40% more compact than competitors.
- **Robust**: suitable for demanding cooling and industrial applications thanks to 316L stainless steel and nickel-plated brass adaptors.
- **Reliable for maintaining the integrity of the conveyed fluid:** inert polymer free of bisphenol and phtalates, protecting the fluid from any migration of hazardous particles.
- **Environmentally friendly:** sustainable product using a bio-based polymer that generates five times less $CO^2$ during its life cycle.

## Recommended applications



*Guaranteed watertightness for liquid cooling (energy conversion & storage)*



*Optimal compatibility with coolants for industrial applications*



*Safe solution for water purification*

## Installation guide

| Maximum tightening torque (daN.m) | | | | | | |
|---|---|---|---|---|---|---|
| | M5x0.8 | G1/8 | G1/4 | G3/8 | G1/2 | G3/4 |
| | 0.16 | 0.8 | 1.2 | 3 | 3.5 | 5 |

## 6975

### Stud Fitting, Male BSPT Thread

*Stainless steel 316L, EPDM*



Scan for more dimensions

| ØD | C | References |
|---|---|---|
| 6 | R1/8 | 6975 06 10 |
| | R1/4 | 6975 06 13 |
| 8 | R1/8 | 6975 08 10 |
| | R1/4 | 6975 08 13 |
| 10 | R1/4 | 6975 10 13 |
| | R1/2 | 6975 10 21 |
| 12 | R3/8 | 6975 12 17 |
| | R1/2 | 6975 12 21 |

## 6958

### Stud Branch Tee, Male BSPP and Metric Thread

*Bio-based polymer, stainless steel 316L, EPDM*



Scan for more dimensions

| ØD | C | References |
|---|---|---|
| 4 | G1/8 | 6958 04 10 |
| 6 | G1/8 | 6958 06 10 |
| 8 | G1/8 | 6958 08 10 |
| 10 | G3/8 | 6958 10 17 |
| 12 | G3/8 | 6958 12 17 |

The body swivels for positioning purposes

## 6989

### Stud Elbow, Male BSPP and Metric Thread

*Bio-based polymer, stainless steel 316L, EPDM*



Scan for more dimensions

| ØD | C | References |
|---|---|---|
| 4 | M5x0.8 | 6989 04 19 |
| | G1/8 | 6989 04 10 |
| | G1/4 | 6989 04 13 |
| 6 | M5x0.8 | 6989 06 19 |
| | G1/8 | 6989 06 10 |
| | G1/4 | 6989 06 13 |
| 8 | G1/8 | 6989 08 10 |
| | G1/4 | 6989 08 13 |
| | G3/8 | 6989 08 17 |
| 10 | G1/4 | 6989 10 13 |
| | G3/8 | 6989 10 17 |
| 12 | G1/4 | 6989 12 13 |
| | G3/8 | 6979 12 17 |
| | G1/2 | 6979 12 21 |

The body swivels for positioning purposes

## 6911

### Stud Fitting, Male BSPP and Metric Thread

*Stainless steel 316L, EPDM*



Scan for more dimensions

| ØD | C | References |
|---|---|---|
| 4 | M5x0.8 | 6911 04 19 |
| | G1/8 | 6911 04 10 |
| 6 | M5x0.8 | 6911 06 19 |
| | G1/8 | 6911 06 10 |
| | G1/4 | 6911 06 13 |
| 8 | G1/8 | 6911 08 10 |
| | G1/4 | 6911 08 13 |
| | G3/8 | 6911 08 17 |
| 10 | G1/4 | 6911 10 13 |
| | G3/8 | 6911 10 17 |
| | G1/2 | 6911 10 21 |
| 12 | G3/8 | 6911 12 17 |
| | G1/2 | 6911 12 21 |
| 16 | G3/8 | 6911 16 17 |
| | G1/2 | 6911 16 21 |
| | G3/4 | 6911 16 27 |

## 6979

### Stud Elbow, Male BSPT Thread

*Bio-based polymer, stainless steel 316L, EPDM*



Scan for more dimensions

| ØD | C | References |
|---|---|---|
| 8 | R1/4 | 6979 08 13 |
| 10 | R1/4 | 6979 10 13 |

The body swivels for positioning purposes

## 6959

### Stud Elbow, Male BSPP and Metric Thread

*Bio-based polymer, stainless steel 316L, EPDM*



Scan for more dimensions

| ØD | C | References |
|---|---|---|
| 4 | M5x0.8 | 6959 04 19 |
| | G1/8 | 6959 04 10 |
| | G1/4 | 6959 04 13 |
| 6 | M5x0.8 | 6959 06 19 |
| | G1/8 | 6959 06 10 |
| | G1/4 | 6959 06 13 |
| 8 | G1/8 | 6959 08 10 |
| | G1/4 | 6959 08 13 |
| | G3/8 | 6959 08 17 |
| 10 | G1/4 | 6959 10 13 |
| | G3/8 | 6959 10 17 |
| | G1/2 | 6959 10 21 |
| 12 | G3/8 | 6959 12 17 |
| | G1/2 | 6959 12 21 |
| 16 | G3/8 | 6959 16 17 |
| | G1/2 | 6959 16 21 |
| | G3/4 | 6959 16 27 |

The body swivels for positioning purposes

## 6901

### Stud Fitting, Male BSPP and Metric Thread

*Chemical Nickel-plated brass, EPDM*



Scan for more dimensions

| ØD | C | References |
|---|---|---|
| 4 | M5x0.8 | 6901 04 19 |
| | G1/8 | 6901 04 10 |
| | G1/4 | 6901 04 13 |
| 6 | M5x0.8 | 6901 06 19 |
| | G1/8 | 6901 06 10 |
| | G1/4 | 6901 06 13 |
| 8 | G1/8 | 6901 08 10 |
| | G1/4 | 6901 08 13 |
| | G3/8 | 6901 08 17 |
| 10 | G1/4 | 6901 10 13 |
| | G3/8 | 6901 10 17 |
| | G1/2 | 6901 10 21 |
| 12 | G1/2 | 6901 12 21 |

## 6974

### Stud Fitting, Female BSPP Thread

*Stainless steel 316L, EPDM*



Scan for more dimensions

| ØD | C | References |
|---|---|---|
| 16 | G1/2 | 6974 16 21 |
| | G3/4 | 6974 16 27 |

## 6999

### Stud Elbow, Male BSPP and Metric Thread

*Bio-based polymer, chemical Nickel-plated brass, EPDM*



Scan for more dimensions

| ØD | C | References |
|---|---|---|
| 6 | G1/8 | 6999 06 10 |
| 8 | G1/8 | 6999 08 10 |
| | G3/8 | 6999 08 17 |
| 10 | G1/4 | 6999 10 13 |
| | G3/8 | 6999 10 17 |
| 12 | G3/8 | 6999 12 17 |
| | G1/2 | 6999 12 21 |

The body swivels for positioning purposes

## 6306
### Equal and Unequal Union Connector

*Bio-based polymer, EPDM*



*Scan for more dimensions*

| ØD | ØD1 | References |
|---|---|---|
| 4 | 4 | 6306 04 00WP2 |
| | 6 | 6306 04 06WP2 |
| 6 | 6 | 6306 06 00WP2 |
| | 8 | 6306 06 08WP2 |
| | 10 | 6306 06 10WP2 |
| 8 | 8 | 6306 08 00WP2 |
| | 10 | 6306 08 10WP2 |
| | 12 | 6306 08 12WP2 |
| 10 | 10 | 6306 10 00WP2 |
| | 12 | 6306 10 12WP2 |
| 12 | 12 | 6306 12 00WP2 |
| 16 | 16 | 6306 16 00 |

Inch

| ØD | ØD1 | References |
|---|---|---|
| 5/16 | 1/2 | 6306 08 62WP2 |
| 1/4 | 1/4 | 6306 56 00WP2 |
| | 3/8 | 6306 56 60WP2 |
| 3/8 | 3/8 | 6306 60 00WP2 |
| 1/2 | 1/2 | 6306 62 00WP2 |

## 6304
### Equal and Unequal Union Tee

*Bio-based polymer, EPDM*



*Scan for more dimensions*

| ØD | ØD1 | References |
|---|---|---|
| 4 | 4 | 6304 04 00WP2 |
| 6 | 6 | 6304 06 00WP2 |
| 8 | 8 | 6304 08 00WP2 |
| 10 | 10 | 6304 10 00WP2 |
| 12 | 12 | 6304 12 00WP2 |
| 16 | 16 | 6304 16 00 |
| | 12 | 6304 16 12 |

Inch

| ØD | ØD1 | References |
|---|---|---|
| 5/32 | 5/32 | 6304 04 00WP2 |
| 1/4 | 1/4 | 6304 56 00WP2 |
| 5/16 | 5/16 | 6304 08 00WP2 |
| 3/8 | 3/8 | 6304 60 00WP2 |
| | 1/4 | 6304 60 56WP2 |
| 1/2 | 1/2 | 6304 62 00WP2 |
| | 3/8 | 6304 62 60WP2 |

## 6307
### Equal Cross

*Bio-based polymer, EPDM*



*Scan for more dimensions*

| ØD | References |
|---|---|
| 6 | 6307 06 00WP2 |
| 8 | 6307 08 00WP2 |

## 6302
### Equal and Unequal Union Elbow

*Bio-based polymer, EPDM*



*Scan for more dimensions*

| ØD | ØD1 | References |
|---|---|---|
| 4 | 4 | 6302 04 00WP2 |
| | 6 | 6302 04 06WP2 |
| 6 | 6 | 6302 06 00WP2 |
| | 8 | 6302 06 08WP2 |
| 8 | 8 | 6302 08 00WP2 |
| | 10 | 6302 08 10WP2 |
| 10 | 10 | 6302 10 00WP2 |
| | 12 | 6302 10 12WP2 |
| 12 | 12 | 6302 12 00WP2 |
| 16 | 16 | 6302 16 00 |

Inch

| ØD | ØD1 | References |
|---|---|---|
| 5/16 | 3/8 | 6302 08 60WP2 |
| 1/4 | 1/4 | 6302 56 00WP2 |
| | 5/16 | 6302 56 08WP2 |
| | 3/8 | 6302 56 60WP2 |
| 3/8 | 3/8 | 6302 60 00WP2 |
| 1/2 | 1/2 | 6302 62 00WP2 |

## 6340
### Equal Single Y Piece

*Bio-based polymer, EPDM*



*Scan for more dimensions*

| ØD | ØD1 | References |
|---|---|---|
| 4 | 4 | 6340 04 00WP2 |
| 6 | 6 | 6340 06 00WP2 |
| 8 | 8 | 6340 08 00WP2 |
| 10 | 10 | 6340 10 00WP2 |
| 12 | 12 | 6340 12 00WP2 |

Inch

| ØD | ØD1 | References |
|---|---|---|
| 5/32 | 5/32 | 6340 04 00WP2 |
| 1/4 | 1/4 | 6340 56 00WP2 |
| 5/16 | 5/16 | 6340 08 00WP2 |
| 3/8 | 3/8 | 6340 60 00WP2 |

## 6316
### Equal Bulkhead Union

*Bio-based polymer, EPDM*



*Scan for more dimensions*

| ØD | References |
|---|---|
| 4 | 6316 04 00WP2 |
| 6 | 6316 06 00WP2 |
| 8 | 6316 08 00WP2 |
| 10 | 6316 10 00WP2 |
| 12 | 6316 12 00WP2 |

Inch

| ØD | References |
|---|---|
| 5/32 | 6316 04 00WP2 |
| 1/4 | 6316 56 00WP2 |
| 5/16 | 6316 08 00WP2 |
| 3/8 | 6316 60 00WP2 |

## 6382
### Equal and Unequal Plug-In Elbow

*Bio-based polymer, EPDM*



*Scan for more dimensions*

| ØD | ØD1 | References |
|---|---|---|
| 4 | 4 | 6382 04 00WP2 |
| | 6 | 6382 04 06WP2 |
| 6 | 6 | 6382 06 00WP2 |
| | 8 | 6382 06 08WP2 |
| 8 | 8 | 6382 08 00WP2 |
| | 10 | 6382 08 10WP2 |
| 10 | 10 | 6382 10 00WP2 |
| 12 | 12 | 6382 12 00WP2 |

Inch

| ØD | ØD1 | References |
|---|---|---|
| 5/32 | 5/32 | 6382 04 00WP2 |
| 1/4 | 1/4 | 6382 56 00WP2 |
| | 3/8 | 6382 56 60WP2 |
| 5/16 | 5/16 | 6382 08 00WP2 |
| | 3/8 | 6382 08 60WP2 |
| 3/8 | 3/8 | 6382 60 00WP2 |

The references in diameter 4mm and 12mm are not grooved in standard version

## 6388
### Plug-In Equal Branch Tee

*Bio-based polymer, EPDM*



*Scan for more dimensions*

| ØD | ØD1 | References |
|---|---|---|
| 4 | 4 | 6388 04 00WP2 |
| 6 | 6 | 6388 06 00WP2 |
| 8 | 8 | 6388 08 00WP2 |
| 10 | 10 | 6388 10 00WP2 |

## 6366
### Plug-In Reducer

*Bio-based polymer, EPDM*



*Scan for more dimensions*

| ØD | ØD1 | References |
|---|---|---|
| 4 | 6 | 6366 04 06WP2 |
| | 8 | 6366 04 08WP2 |
| 6 | 8 | 6366 06 08WP2 |
| | 10 | 6366 06 10WP2 |
| 8 | 10 | 6366 08 10WP2 |
| | 12 | 6366 08 12WP2 |
| 10 | 12 | 6366 10 12WP2 |

Inch

| ØD | ØD1 | References |
|---|---|---|
| 1/4 | 5/16 | 6366 56 08WP2 |
| | 3/8 | 6366 56 60WP2 |
| 5/16 | 3/8 | 6366 08 60WP2 |

## 6383
### Plug-In Equal Run Tee

*Bio-based polymer, EPDM*



*Scan for more dimensions*

| ØD | ØD1 | References |
|---|---|---|
| 4 | 4 | 6383 04 00WP2 |
| 6 | 6 | 6383 06 00WP2 |
| 8 | 8 | 6383 08 00WP2 |

## 6380
### Plug-In 45° Equal Elbow

*Bio-based polymer, EPDM*



*Scan for more dimensions*

| ØD | ØD1 | References |
|---|---|---|
| 8 | 8 | 6380 08 00WP2 |
| 10 | 10 | 6380 10 00WP2 |

## 6322
### Plug-In Barb Connector

*Bio-based polymer*



*Scan for more dimensions*

| ØD | ØD1 | References |
|---|---|---|
| 6 | 4 | 6322 06 04WP2 |
| 8 | 5.75 | 6322 08 06WP2 |
| 10 | 7 | 6322 10 07WP2 |

Inch

| ØD | ØD1 | References |
|---|---|---|
| 1/4 | 1/4 | 6322 56 56WP2 |
| 3/8 | 1/4 | 6322 60 56WP2 |
| | 3/8 | 6322 60 60WP2 |

## 6326
### Blanking Plug

*Bio-based polymer*



*Scan for more dimensions*

| ØD | References |
|---|---|
| 4 | 6326 04 00WP2 |
| 6 | 6326 06 00WP2 |
| 8 | 6326 08 00WP2 |
| 10 | 6326 10 00WP2 |
| 12 | 6326 12 00WP2 |

## 6351
### End Cap

*Bio-based polymer, EPDM*



*Scan for more dimensions*

| ØD | References |
|---|---|
| 4 | 6351 04 00WP2 |
| 6 | 6351 06 00WP2 |
| 8 | 6351 08 00WP2 |
| 10 | 6351 10 00WP2 |
| 12 | 6351 12 00WP2 |

Inch

| ØD | References |
|---|---|
| 5/32 | 6351 04 00WP2 |
| 5/16 | 6351 08 00WP2 |
| 3/8 | 6351 60 00WP2 |

# LEGRIS LF 3600



For customers seeking alternatives to plastic fittings in harsh environments, **the LF 3600 offers easy assembly, a compact design, and numerous configurations.** It is ideal for demanding sectors such as automotive and food processing, guaranteeing optimum robustness and complete confidence in the performance of the installation.

## Technical specifications

**Fluids:** compressed air, neutral gases, industrial water with or without glycol

**Operating pressure:** $10^{-2}$ millibar to 30 bar (20 bar: 3699, 3609, 3639)

**Operating temperature:** -25°C to +150°C

**Diameter:** 4 to 14 mm

**Regulations:** RoHS, REACh, PED, FDA

Performance depends on the fluids, materials and tube used.

## Component materials

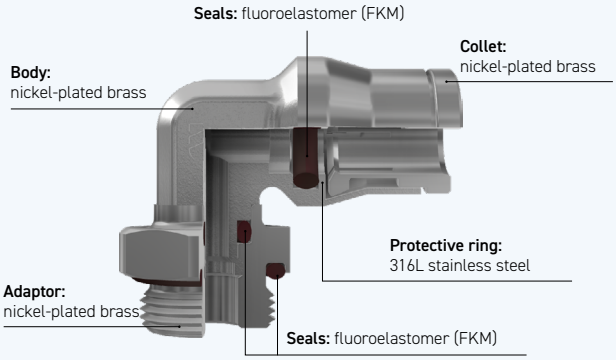


## Benefits

- **Full metal design in nickel-plated brass** to withstand mechanical shocks and sparks.
- **Collet fastening system** that ensures high pressure resistance.
- **High-performance FKM seal** ideal for high temperatures.
- **Surface treatment reinforced by high phosphorus chemical nickel plating,** offering resistance suited to the stringent requirements of the food processing industry.

## Recommended applications



*Spark resistance in automotive processes*



*FDA surface treatment for use in food processing plants*



*Robustness in harsh environments*

## Installation guide

| Maximum tightening torque (daN.m) | Threads | | | | | | | |
|---|---|---|---|---|---|---|---|---|
| | M5x0.8 | M6x1 | M8x1 | M10x1 | G1/8 | G1/4 | G3/8 | G1/2 |
| | 0.16 | 0.18 | 0.6 | 0.8 | 0.8 | 1.2 | 3 | 3.5 |

## 3675
### Stud Fitting, Male BSPT Thread

*Chemical Nickel-plated brass, FKM*



*Scan for more dimensions*

| ØD | C | References |
|---|---|---|
| 4 | R1/8 | 3675 04 10 |
| | R1/4 | 3675 04 13 |
| 6 | R1/8 | 3675 06 10 |
| | R1/4 | 3675 06 13 |
| 8 | R1/8 | 3675 08 10 |
| | R1/4 | 3675 08 13 |
| | R3/8 | 3675 08 17 |
| 10 | R1/4 | 3675 10 13 |
| | R3/8 | 3675 10 17 |
| | R1/2 | 3675 10 21 |
| 12 | R1/4 | 3675 12 13 |
| | R3/8 | 3675 12 17 |
| | R1/2 | 3675 12 21 |
| 14 | R3/8 | 3675 14 17 |
| | R1/2 | 3675 14 21 |

## 3601
### Stud Fitting, Male BSPP and Metric Thread

*Chemical Nickel-plated brass, FKM*



*Scan for more dimensions*

| ØD | C | References |
|---|---|---|
| 4 | M5x0.8 | 3601 04 19 |
| | M6x1 | 3601 04 52 |
| | M8x1 | 3601 04 56 |
| | G1/8 | 3601 04 10 |
| | G1/4 | 3601 04 13 |
| 6 | M5x0.8 | 3601 06 19 |
| | M10x1 | 3601 06 60 |
| | G1/8 | 3601 06 10 |
| | G1/4 | 3601 06 13 |
| 8 | G1/8 | 3601 08 10 |
| | G1/4 | 3601 08 13 |
| | G3/8 | 3601 08 17 |
| 10 | G1/4 | 3601 10 13 |
| | G3/8 | 3601 10 17 |
| | G1/2 | 3601 10 21 |
| 12 | G1/4 | 3601 12 13 |
| | G3/8 | 3601 12 17 |
| | G1/2 | 3601 12 21 |
| 14 | G3/8 | 3601 14 17 |
| | G1/2 | 3601 14 21 |

## 3681
### Stud Fitting with Internal Hexagon, Male Metric Thread

*Chemical Nickel-plated brass, FKM*



*Scan for more dimensions*

| ØD | C | References |
|---|---|---|
| 4 | M5x0.8 | 3681 04 19 |

## 3614
### Stud Fitting, Female BSPP and Metric Thread

*Chemical Nickel-plated brass, FKM*



*Scan for more dimensions*

| ØD | C | References |
|---|---|---|
| 4 | M5x0.8 | 3614 04 19 |
| | G1/8 | 3614 04 10 |
| | G1/4 | 3614 04 13 |
| 6 | G1/8 | 3614 06 10 |
| | G1/4 | 3614 06 13 |
| 8 | G1/8 | 3614 08 10 |
| | G1/4 | 3614 08 13 |
| 10 | G3/8 | 3614 10 17 |
| 12 | G3/8 | 3614 12 17 |
| | G1/2 | 3614 12 21 |

## 3609
### Stud Elbow, Male BSPT Thread

*Chemical Nickel-plated brass, FKM*



*Scan for more dimensions*

| ØD | C | References |
|---|---|---|
| 4 | R1/8 | 3609 04 10 |
| | R1/4 | 3609 04 13 |
| 6 | R1/8 | 3609 06 10 |
| | R1/4 | 3609 06 13 |
| 8 | R1/8 | 3609 08 10 |
| | R1/4 | 3609 08 13 |
| | R3/8 | 3609 08 17 |
| 10 | R1/4 | 3609 10 13 |
| | R3/8 | 3609 10 17 |
| 12 | R1/4 | 3609 12 13 |
| | R3/8 | 3609 12 17 |
| | R1/2 | 3609 12 21 |
| 14 | R3/8 | 3609 14 17 |
| | R1/2 | 3609 14 21 |

The body swivels for positioning purposes. Maximum pressure: 20 bar

## 3699
### Compact Elbow, Male BSPP and Metric Thread

*Chemical Nickel-plated brass, FKM*



*Scan for more dimensions*

| ØD | C | References |
|---|---|---|
| 4 | M5x0.8 | 3699 04 19 |
| | M6x1 | 3699 04 52 |
| | M8x1 | 3699 04 56 |
| | G1/8 | 3699 04 10 |
| | G1/4 | 3699 04 13 |
| 6 | M10x1 | 3699 06 60 |
| | G1/8 | 3699 06 10 |
| | G1/4 | 3699 06 13 |
| 8 | G1/8 | 3699 08 10 |
| | G1/4 | 3699 08 13 |
| | G3/8 | 3699 08 17 |
| 10 | G1/4 | 3699 10 13 |
| | G3/8 | 3699 10 17 |
| 12 | G1/4 | 3699 12 13 |
| | G3/8 | 3699 12 17 |
| | G1/2 | 3699 12 21 |
| 14 | G3/8 | 3699 14 17 |
| | G1/2 | 3699 14 21 |

The body swivels for positioning purposes. Maximum pressure: 20 bar

## 3618
### Single Banjo, Male BSPP and Metric Thread

*Chemical Nickel-plated brass, FKM*



*Scan for more dimensions*

| ØD | C | References |
|---|---|---|
| 4 | M5x0.8 | 3618 04 19 |
| | G1/8 | 3618 04 10 |
| 6 | M5x0.8 | 3618 06 19 |
| | G1/8 | 3618 06 10 |
| | G1/4 | 3618 06 13 |
| 8 | G1/8 | 3618 08 10 |
| | G1/4 | 3618 08 13 |
| 10 | G3/8 | 3618 10 17 |

Maximum temperature: +80°C

## 3629
### Extended Stud Elbow, Male BSPT Thread

*Chemical Nickel-plated brass, FKM*



*Scan for more dimensions*

| ØD | C | References |
|---|---|---|
| 4 | R1/8 | 3629 04 10 |
| 6 | R1/8 | 3629 06 10 |
| | R1/4 | 3629 06 13 |
| 8 | R1/8 | 3629 08 10 |
| | R1/4 | 3629 08 13 |
| 10 | R1/4 | 3629 10 13 |

The body swivels for positioning purposes

## 3669
### Extended Stud Elbow, Male BSPP and Metric Thread

*Chemical Nickel-plated brass, FKM*



*Scan for more dimensions*

| ØD | C | References |
|---|---|---|
| 4 | M5x0.8 | 3669 04 19 |
| | G1/8 | 3669 04 10 |
| 6 | G1/8 | 3669 06 10 |
| | G1/4 | 3669 06 13 |
| 8 | G1/8 | 3669 08 10 |
| | G1/4 | 3669 08 13 |
| 10 | G1/4 | 3669 10 13 |
| | G3/8 | 3669 10 17 |
| 12 | G1/4 | 3669 12 13 |
| | G3/8 | 3669 12 17 |
| 14 | G1/2 | 3669 14 21 |

The body swivels for positioning purposes

## 3603
### Stud Run Tee, Male BSPT Thread

*Chemical Nickel-plated brass, FKM*



*Scan for more dimensions*

| ØD | C | References |
|---|---|---|
| 4 | R1/8 | 3603 04 10 |
| 6 | R1/8 | 3603 06 10 |
| | R1/4 | 3603 06 13 |
| 8 | R1/8 | 3603 08 10 |
| | R1/4 | 3603 08 13 |
| 10 | R1/4 | 3603 10 13 |
| 12 | R3/8 | 3603 12 17 |
| 14 | R1/2 | 3603 14 21 |

The body swivels for positioning purposes

## 3693
### Stud Run Tee , Male BSPP and Metric Thread

*Chemical Nickel-plated brass, FKM*



*Scan for more dimensions*

| ØD | C | References |
|---|---|---|
| 4 | M5x0.8 | 3693 04 19 |
| | G1/8 | 3693 04 10 |
| 6 | G1/8 | 3693 06 10 |
| | G1/4 | 3693 06 13 |
| 8 | G1/8 | 3693 08 10 |
| | G1/4 | 3693 08 13 |
| 10 | G1/4 | 3693 10 13 |
| 12 | G3/8 | 3693 12 17 |
| 14 | G1/2 | 3693 14 21 |

The body swivels for positioning purposes

## 3608
### Stud Branch Tee, Male BSPT Thread

*Chemical Nickel-plated brass, FKM*



*Scan for more dimensions*

| ØD | C | References |
|---|---|---|
| 4 | R1/8 | 3608 04 10 |
| 6 | R1/8 | 3608 06 10 |
| | R1/4 | 3608 06 13 |
| 8 | R1/8 | 3608 08 10 |
| | R1/4 | 3608 08 13 |
| 10 | R1/4 | 3608 10 13 |
| | R3/8 | 3608 10 17 |
| 12 | R3/8 | 3608 12 17 |
| 14 | R1/2 | 3608 14 21 |

The body swivels for positioning purposes

## 3698
### Stud Branch Tee, Male BSPP and Metric Thread

*Chemical Nickel-plated brass, FKM*



*Scan for more dimensions*

| ØD | C | References |
|---|---|---|
| 4 | M5x0.8 | 3698 04 19 |
| | G1/8 | 3698 04 10 |
| 6 | G1/8 | 3698 06 10 |
| | G1/4 | 3698 06 13 |
| 8 | G1/8 | 3698 08 10 |
| | G1/4 | 3698 08 13 |
| 10 | G1/4 | 3698 10 13 |
| 12 | G3/8 | 3698 12 17 |
| 14 | G1/2 | 3698 14 21 |

The body swivels for positioning purposes

## 3602
### Equal Elbow

*Chemical Nickel-plated brass, FKM*



*Scan for more dimensions*

| ØD | References |
|---|---|
| 4 | 3602 04 00 |
| 6 | 3602 06 00 |
| 8 | 3602 08 00 |
| 10 | 3602 10 00 |
| 12 | 3602 12 00 |
| 14 | 3602 14 00 |

## 3604
### Equal Tee

*Chemical Nickel-plated brass, FKM*



*Scan for more dimensions*

| ØD | References |
|---|---|
| 4 | 3604 04 00 |
| 6 | 3604 06 00 |
| 8 | 3604 08 00 |
| 10 | 3604 10 00 |
| 12 | 3604 12 00 |
| 14 | 3604 14 00 |

## 3606
### Equal Tube-to-Tube Connector

*Chemical Nickel-plated brass, FKM*



*Scan for more dimensions*

| ØD | References |
|---|---|
| 4 | 3606 04 00 |
| 6 | 3606 06 00 |
| 8 | 3606 08 00 |
| 10 | 3606 10 00 |
| 12 | 3606 12 00 |
| 14 | 3606 14 00 |

## 3636
### Bulkhead Connector, Female BSPP Thread

*Chemical Nickel-plated brass, FKM*



*Scan for more dimensions*

| ØD | C | References |
|---|---|---|
| 4 | G1/8 | 3636 04 10 |
| 6 | G1/8 | 3636 06 10 |
| | G1/4 | 3636 06 13 |
| 8 | G1/8 | 3636 08 10 |
| | G1/4 | 3636 08 13 |
| 10 | G3/8 | 3636 10 17 |
| 12 | G1/2 | 3636 12 21 |

## 3621
### Stud Standpipe, Male BSPT Thread



*Chemical Nickel-plated brass, FKM*

*Scan for more dimensions*

| ØD | C | References |
|---|---|---|
| 6 | R1/4 | 3621 06 13 |
| 8 | R1/4 | 3621 08 13 |
| 10 | R1/4 | 3621 10 13 |
| 12 | R1/2 | 3621 12 21 |

## 3668
### Plug-In Increaser

*Chemical Nickel-plated brass, FKM*



*Scan for more dimensions*

| ØD1 | ØD2 | References |
|---|---|---|
| 6 | 4 | 3668 06 04 |

## 3667
### Plug-In Metric/Inch Adaptor

*Chemical Nickel-plated brass, FKM*



*Scan for more dimensions*

| ØD1 | ØD2 | References |
|---|---|---|
| 6 | 1/4 | 3667 06 56 |
| 10 | 3/8 | 3667 10 60 |

## 3639
### Equal Bulkhead Elbow

*Chemical Nickel-plated brass, FKM*



*Scan for more dimensions*

| ØD | References |
|---|---|
| 4 | 3639 04 00 |
| 6 | 3639 06 00 |
| 8 | 3639 08 00 |
| 10 | 3639 10 00 |
| 12 | 3639 12 00 |
| 14 | 3639 14 00 |

The body swivels for positioning purposes. Maximum pressure: 20 bar

## 3631
### Stud Standpipe, Male BSPP and Metric Thread

*Chemical Nickel-plated brass, FKM*



*Scan for more dimensions*

| ØD | C | References |
|---|---|---|
| 4 | M5x0.8 | 3631 04 19 |
| | G1/8 | 3631 04 10 |
| | G1/4 | 3631 04 13 |
| 6 | G1/8 | 3631 06 10 |
| | G1/4 | 3631 06 13 |
| 8 | G1/8 | 3631 08 10 |
| | G1/4 | 3631 08 13 |
| | G3/8 | 3631 08 17 |
| 10 | G1/4 | 3631 10 13 |
| | G3/8 | 3631 10 17 |
| 12 | G3/8 | 3631 12 17 |
| | G1/2 | 3631 12 21 |
| 14 | G1/2 | 3631 14 21 |

## 3622
### Plug-In Barb Connector

*Chemical Nickel-plated brass, FKM*



*Scan for more dimensions*

| ØD1 | ØD2 | ØD3 | References |
|---|---|---|---|
| 4 | 3.2 | 5 | 3622 04 53 |
| | 5 | 7 | 3622 04 05 |
| 6 | 5 | 7 | 3622 06 05 |
| 8 | 6.3 | 8.3 | 3622 08 56 |
| | 8 | 10 | 3622 08 08 |
| 10 | 6.3 | 8.3 | 3622 10 56 |
| | 8 | 10 | 3622 10 08 |
| 12 | 8 | 10 | 3622 12 08 |
| | 10 | 12 | 3622 12 10 |
| | 12.5 | 14.5 | 3622 12 62 |
| 14 | 12.5 | 14.5 | 3622 14 62 |
| | 14 | 16 | 3622 14 14 |

ØD2 : Ø Internal tube

## 3616
### Equal Bulkhead Connector

*Chemical Nickel-plated brass, FKM*



*Scan for more dimensions*

| ØD | References |
|---|---|
| 4 | 3616 04 00 |
| 6 | 3616 06 00 |
| 8 | 3616 08 00 |
| 10 | 3616 10 00 |
| 12 | 3616 12 00 |
| 14 | 3616 14 00 |

## 3666
### Plug-In Reducer

*Chemical Nickel-plated brass, FKM*



*Scan for more dimensions*

| ØD1 | ØD2 | References |
|---|---|---|
| 4 | 6 | 3666 04 06 |
| | 8 | 3666 04 08 |
| 6 | 8 | 3666 06 08 |
| | 10 | 3666 06 10 |
| 8 | 10 | 3666 08 10 |
| | 12 | 3666 08 12 |
| 10 | 12 | 3666 10 12 |
| 12 | 14 | 3666 12 14 |

## 3626
### Blanking Plug

*Chemical Nickel-plated brass, FKM*



*Scan for more dimensions*

| ØD | References |
|---|---|
| 4 | 3626 04 00 |
| 6 | 3626 06 00 |
| 8 | 3626 08 00 |
| 10 | 3626 10 00 |
| 12 | 3626 12 00 |
| 14 | 3626 14 00 |

## 3620
### Male Stem Connector

*Chemical Nickel-plated brass, FKM*



*Scan for more dimensions*

| ØD | References |
|---|---|
| 4 | 3620 04 00 |
| 6 | 3620 06 00 |
| 8 | 3620 08 00 |
| 10 | 3620 10 00 |
| 12 | 3620 12 00 |
| 14 | 3620 14 00 |

# LEGRIS LF 3800



Made entirely of stainless steel and ergonomically designed, this fitting is ideal for corrosive environments such as food processing, chemical and medical applications.

## Technical specifications

**Fluids:** compressed air, neutral gases, industrial water with or without glycol

**Operating pressure:** $10^{-2}$ millibar to 30 bar (20 bar: 3889, 3879)

**Operating temperature:** -25°C to +150°C

**Diameter:** 4 to 12 mm – 3/16" to 1/2"

**Regulations:** RoHS, REACh, ISO 14743, PED, FDA, CE N° 1935/2004

Performance depends on the fluids, materials and tube used.

## Component materials

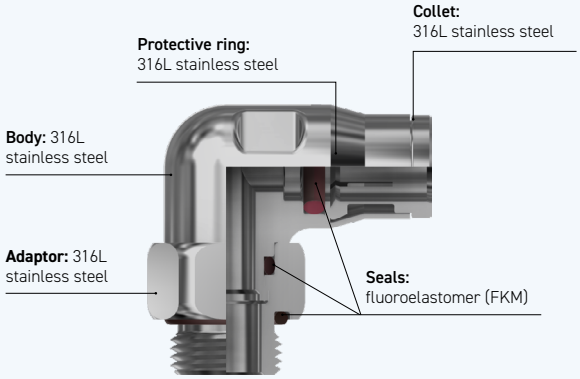


## Benefits

- **Full metallic design, made of 316L stainless steel**, able to withstand aggressive environments while preserving fluid integrity.
- **Unique hygienic external design,** with a smooth surface (Ra 0.8) and no retention areas, simplifying the cleaning process and preventing contamination.
- **Collet technology** ensuring high pressure resistance.
- **High-performance FKM seal**, ideal for a wide range of temperatures.

## Recommended applications



*Resistance to cleaning agents used in food processing*



*High chemical resistance*



*Prevents contamination on packaging machines for the pharmaceutical industry*

## Installation guide

| Maximum tightening torque (daN.m) | Threads | | | | |
|---|---|---|---|---|---|
| | M5x0.8 | G1/8 | G1/4 | G3/8 | G1/2 |
| | 0.16 | 0.8 | 1.2 | 3 | 3.5 |

| Tightening torque for bulkhead fittings | Ø (mm) | 4 | 6 | 8 | 10 | 12 |
|---|---|---|---|---|---|---|
| | daN.m min. | 0.5 | 0.5 | 0.6 | 0.6 | 0.6 |
| | max. | 0.9 | 0.9 | 1 | 1 | 1 |

The stud standpipe 3821 and 3831 can be used as illustrated, allowing:
- stock optimization
- installation of tees and elbows where required.

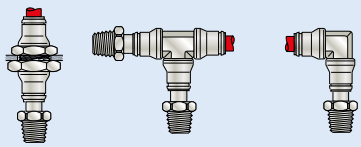

## 3805
### Stud Fitting, Male BSPT Thread

*Stainless steel 316L, FKM*



*Scan for more dimensions*

| ØD | C | References |
|---|---|---|
| 4 | R1/8 | 3805 04 10 |
| | R1/4 | 3805 04 13 |
| 6 | R1/8 | 3805 06 10 |
| | R1/4 | 3805 06 13 |
| 8 | R1/8 | 3805 08 10 |
| | R1/4 | 3805 08 13 |
| | R3/8 | 3805 08 17 |
| 10 | R1/4 | 3805 10 13 |
| | R3/8 | 3805 10 17 |
| 12 | R1/4 | 3805 12 13 |
| | R3/8 | 3805 12 17 |
| | R1/2 | 3805 12 21 |

## 3801
### Stud Fitting, Male BSPP and Metric Thread

*Stainless steel 316L, FKM*



*Scan for more dimensions*

| ØD | C | References |
|---|---|---|
| 4 | M5x0.8 | 3801 04 19 |
| | G1/8 | 3801 04 10 |
| 6 | M5x0.8 | 3801 06 19 |
| | G1/8 | 3801 06 10 |
| | G1/4 | 3801 06 13 |
| 8 | G1/8 | 3801 08 10 |
| | G1/4 | 3801 08 13 |
| | G3/8 | 3801 08 17 |
| 10 | G1/4 | 3801 10 13 |
| | G3/8 | 3801 10 17 |
| 12 | G1/4 | 3801 12 13 |
| | G3/8 | 3801 12 17 |

## 3805
### Stud Fitting, Male NPT Thread

*Stainless steel 316L, FKM*



*Scan for more dimensions*

| ØD | C | References |
|---|---|---|
| 4 | NPT1/8 | 3805 04 11 |
| 6 | NPT1/8 | 3805 06 11 |
| | NPT1/4 | 3805 06 14 |
| 8 | NPT1/8 | 3805 08 11 |
| | NPT1/4 | 3805 08 14 |
| 10 | NPT1/4 | 3805 10 14 |
| | NPT3/8 | 3805 10 18 |
| 12 | NPT1/4 | 3805 12 14 |
| | NPT3/8 | 3805 12 18 |
| | NPT1/2 | 3805 12 22 |

Inch

| ØD | C | References |
|---|---|---|
| 5/32 | NPT1/8 | 3805 04 11 |
| 3/16 | NPT1/8 | 3805 55 11 |
| 1/4 | NPT1/8 | 3805 56 11 |
| | NPT1/4 | 3805 56 14 |
| 5/16 | NPT1/8 | 3805 08 11 |
| | NPT1/4 | 3805 08 14 |
| 3/8 | NPT1/4 | 3805 60 14 |
| | NPT3/8 | 3805 60 18 |
| 1/2 | NPT1/4 | 3805 62 14 |
| | NPT3/8 | 3805 62 18 |
| | NPT1/2 | 3805 62 22 |

## 3809
### Stud Elbow, Male BSPT Thread

*Stainless steel 316L, FKM*



*Scan for more dimensions*

| ØD | C | References |
|---|---|---|
| 4 | R1/8 | 3809 04 10 |
| 6 | R1/8 | 3809 06 10 |
| | R1/4 | 3809 06 13 |
| 8 | R1/8 | 3809 08 10 |
| | R1/4 | 3809 08 13 |
| 10 | R1/4 | 3809 10 13 |
| | R3/8 | 3809 10 17 |

The body swivels for positioning purposes

## 3899
### Stud Elbow, Male BSPP and Metric Thread

*Stainless steel 316L, FKM*



*Scan for more dimensions*

| ØD | C | References |
|---|---|---|
| 4 | M5x0.8 | 3899 04 19 |
| | G1/8 | 3899 04 10 |
| | G1/4 | 3899 04 13 |
| 6 | M5x0.8 | 3899 06 19 |
| | G1/8 | 3899 06 10 |
| | G1/4 | 3899 06 13 |
| 8 | G1/8 | 3899 08 10 |
| | G1/4 | 3899 08 13 |
| | G3/8 | 3899 08 17 |
| 10 | G1/4 | 3899 10 13 |
| | G3/8 | 3899 10 17 |

The body swivels for positioning purposes

## 3809
### Stud Elbow, Male NPT Thread

*Stainless steel 316L, FKM*



*Scan for more dimensions*

| ØD | C | References |
|---|---|---|
| 6 | NPT1/8 | 3809 06 11 |
| | NPT1/4 | 3809 06 14 |
| 8 | NPT1/8 | 3809 08 11 |
| | NPT1/4 | 3809 08 14 |
| 10 | NPT1/4 | 3809 10 14 |

The body swivels for positioning purposes

## 3889
### Compact Elbow, BSPT male Thread

*Stainless steel 316L, FKM*



*Scan for more dimensions*

| ØD | C | References |
|---|---|---|
| 4 | R1/8 | 3889 04 10 |
| | R1/4 | 3889 04 13 |
| 6 | R1/8 | 3889 06 10 |
| | R1/4 | 3889 06 13 |
| 8 | R1/8 | 3889 08 10 |
| | R1/4 | 3889 08 13 |
| 10 | R1/4 | 3889 10 13 |
| | R3/8 | 3889 10 17 |
| 12 | R1/4 | 3889 12 13 |
| | R3/8 | 3889 12 17 |
| | R1/2 | 3889 12 21 |

The body swivels for positioning purposes Max. 20 bar

## 3879
### Compact Stud Elbow, Male BSPP Thread

*Stainless steel 316L, FKM*



*Scan for more dimensions*

| ØD | C | References |
|---|---|---|
| 4 | G1/8 | 3879 04 10 |
| | G1/4 | 3879 04 13 |
| 6 | G1/8 | 3879 06 10 |
| | G1/4 | 3879 06 13 |
| 8 | G1/8 | 3879 08 10 |
| | G1/4 | 3879 08 13 |
| | G3/8 | 3879 08 17 |
| 10 | G1/4 | 3879 10 13 |
| | G3/8 | 3879 10 17 |
| 12 | G1/4 | 3879 12 13 |
| | G3/8 | 3879 12 17 |
| | G1/2 | 3879 12 21 |

The body swivels for positioning purposes Max. 20 bar

## 3889
### Compact Stud Elbow, Male NPT Thread

*Stainless steel 316L, FKM*



*Scan for more dimensions*

| ØD | C | References |
|---|---|---|
| 4 | NPT1/8 | 3889 04 11 |
| 6 | NPT1/8 | 3889 06 11 |
| | NPT1/4 | 3889 06 14 |
| 8 | NPT1/8 | 3889 08 11 |
| | NPT1/4 | 3889 08 14 |
| 10 | NPT1/4 | 3889 10 14 |
| | NPT3/8 | 3889 10 18 |
| 12 | NPT1/4 | 3889 12 14 |
| | NPT3/8 | 3889 12 18 |
| | NPT1/2 | 3889 12 22 |

Inch

| ØD | C | References |
|---|---|---|
| 5/32 | NPT1/8 | 3889 04 11 |
| 1/4 | NPT1/8 | 3889 56 11 |
| | NPT1/4 | 3889 56 14 |
| 5/16 | NPT1/8 | 3889 08 11 |
| | NPT1/4 | 3889 08 14 |
| 3/8 | NPT1/4 | 3889 60 14 |
| | NPT3/8 | 3889 60 18 |
| 1/2 | NPT3/8 | 3889 62 18 |
| | NPT1/2 | 3889 62 22 |

The body swivels for positioning purposes Max. 20 bar.

## 3893
### Stud Run Tee, Male BSPP and Metric Thread

*Stainless steel 316L, FKM*



*Scan for more dimensions*

| ØD | C | References |
|---|---|---|
| 8 | G3/8 | 3893 08 17 |

The body swivels for positioning purposes

## 3802
### Equal Elbow

*Stainless steel 316L, FKM*



*Scan for more dimensions*

| ØD | References |
|---|---|
| 4 | 3802 04 00 |
| 6 | 3802 06 00 |
| 8 | 3802 08 00 |
| 10 | 3802 10 00 |
| 12 | 3802 12 00 |

Inch

| ØD | References |
|---|---|
| 5/32 | 3802 04 00 |
| 1/4 | 3802 56 00 |
| 5/16 | 3802 08 00 |
| 3/8 | 3802 60 00 |
| 1/2 | 3802 62 00 |

## 3804
### Equal Tee

*Stainless steel 316L, FKM*



*Scan for more dimensions*

| ØD | References |
|---|---|
| 4 | 3804 04 00 |
| 6 | 3804 06 00 |
| 8 | 3804 08 00 |
| 10 | 3804 10 00 |
| 12 | 3804 12 00 |

Inch

| ØD | References |
|---|---|
| 5/32 | 3804 04 00 |
| 1/4 | 3804 56 00 |
| 5/16 | 3804 08 00 |
| 3/8 | 3804 60 00 |
| 1/2 | 3804 62 00 |

## 3806
### Equal Union Connector

*Stainless steel 316L, FKM*



*Scan for more dimensions*

| ØD | References |
|---|---|
| 4 | 3806 04 00 |
| 6 | 3806 06 00 |
| 8 | 3806 08 00 |
| 10 | 3806 10 00 |
| 12 | 3806 12 00 |

Inch

| ØD | References |
|---|---|
| 5/32 | 3806 04 00 |
| 3/16 | 3806 55 00 |
| 1/4 | 3806 56 00 |
| 5/16 | 3806 08 00 |
| 3/8 | 3806 60 00 |
| 1/2 | 3806 62 00 |

## 3821
### Stud Standpipe, Male BSPT Thread

*Stainless steel 316L*



*Scan for more dimensions*

| ØD | C | References |
|---|---|---|
| 4 | R1/8 | 3821 04 10 |
| 6 | R1/8 | 3821 06 10 |
| | R1/4 | 3821 06 13 |
| 8 | R1/8 | 3821 08 10 |
| | R1/4 | 3821 08 13 |
| 10 | R1/4 | 3821 10 13 |
| | R3/8 | 3821 10 17 |
| 12 | R1/4 | 3821 12 13 |
| | R3/8 | 3821 12 17 |
| | R1/2 | 3821 12 21 |

## 3831
### Stud Standpipe, Male BSPP and Metric Thread

*Stainless steel 316L*



*Scan for more dimensions*

| ØD | C | References |
|---|---|---|
| 4 | M5x0.8 | 3831 04 19 |
| | G1/8 | 3831 04 10 |
| 6 | G1/8 | 3831 06 10 |
| | G1/4 | 3831 06 13 |
| 8 | G1/8 | 3831 08 10 |
| | G1/4 | 3831 08 13 |
| 10 | G1/4 | 3831 10 13 |
| | G3/8 | 3831 10 17 |
| 12 | G1/4 | 3831 12 13 |
| | G1/2 | 3831 12 21 |

## 3821
### Stud Standpipe, Male NPT Thread

*Stainless steel 316L*



*Scan for more dimensions*

| ØD | C | References |
|---|---|---|
| 6 | NPT1/4 | 3821 06 14 |
| 8 | NPT1/4 | 3821 08 14 |

## 3866
### Push-In Reducer

*Stainless steel 316L, FKM*




*Scan for more dimensions*

| ØD1 | ØD2 | References |
|---|---|---|
| 4 | 6 | 3866 04 06 |
| 4 | 8 | 3866 04 08 |
| 6 | 8 | 3866 06 08 |
| 6 | 10 | 3866 06 10 |
| 8 | 10 | 3866 08 10 |
| 8 | 12 | 3866 08 12 |
| 10 | 12 | 3866 10 12 |

## 3816
### Equal Bulkhead Connector

*Stainless steel 316L, FKM*



*Scan for more dimensions*

| ØD | References |
|---|---|
| 4 | 3816 04 00 |
| 6 | 3816 06 00 |
| 8 | 3816 08 00 |
| 10 | 3816 10 00 |
| 12 | 3816 12 00 |

Inch

| ØD | References |
|---|---|
| 5/32 | 3816 04 00 |
| 1/4 | 3816 56 00 |
| 5/16 | 3816 08 00 |
| 3/8 | 3816 60 00 |

IP55 waterproof rating

## 3826
### Blanking Plug

*Stainless steel 316L*



*Scan for more dimensions*

| ØD1 | ØD2 | References |
|---|---|---|
| 4 | 6 | 3826 04 00 |
| 6 | 8 | 3826 06 00 |
| 8 | 10 | 3826 08 00 |
| 10 | 12 | 3826 10 00 |
| 12 | 14 | 3826 12 00 |

## Related products

### 3800
### Pre-Grooving Tool for Metallic Tubing

*Treated steel*



*Scan for more dimensions*

| References |
|---|
| 3800 70 00 |

This device is designed to correctly groove stainless-steel tubes with an outside diameter from 4 mm to 12 mm inclusive, and from 3/16" to 1/2" inclusive, thereby ensuring a perfect instant tube-to-fitting connection with LF 3800 stainless-steel fittings.

# LEGRIS LF 6100



Specially designed for lubrication applications, these fittings provide secure connections and optimal sealing, meeting the stringent requirements of industrial machinery.

## Technical specifications

- **Fluids:** oils and lubricants (see oil compatibility or consult us)
- **Operating pressure:** $10^{-2}$ millibar to 60 bar
- **Operating temperature:** -40°C to +60°C
- **Diameter:** 4 to 10 mm
- **Regulations:** RoHS, REACh

Performance depends on the fluids, materials and tube used.

## Component materials

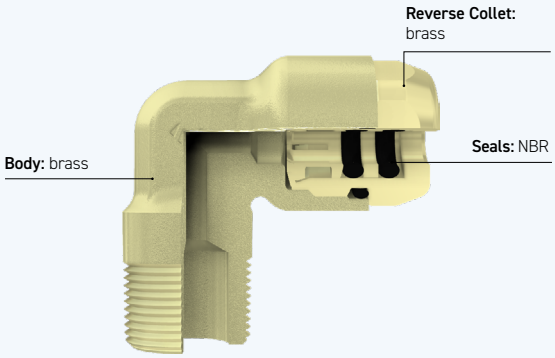


## Benefits

- **High performance and durability:** brass die-cast parts are robust and offer excellent resistance to high pressure and temperature fluctuations, capable of withstanding pressures of up to 60 bar.
- **Secure and efficient connection:** these fittings incorporate three sealing elements to provide reliable sealing while allowing manual connection. Their reverse-collet design also prevents accidental disconnection without the use of tools.

## Installation guide

| | | | | | | | | | |
|---|---|---|---|---|---|---|---|---|---|
| Maximum and minimum tightening torque (daN.m) | **Threads** | M6x1 | M8x1 | M8x1.25 | M10x1 | M12x1 | M14x1.5 | R 1/8 | R 1/4 |
| | **Conical** | 0.2/0.6 | 0.2/1.2 | 0.2/1 | 0.2/1.2 | 0.2/2 | 0.5/1.5 | 0.2/1.0 | 0.5/1.5 |
| | **Parallel** | - | 0.6/1 | - | 0.6/1 | 1.8/2.2 | - | - | - |

## Recommended applications



*Compatible with lubricants and capable of withstanding vibrations*



*Pressure resistance for small hydraulic equipment*

## 6105
### Stud Fitting, Male BSPT and Taper Metric Thread

*Brass, NBR*



*Scan for more dimensions*

| ØD | C | References |
|---|---|---|
| 4 | M6x1 | 6105 04 52 |
| | M8x1 | 6105 04 56 |
| | M8x1.25 | 6105 04 57 |
| | M10x1 | 6105 04 60 |
| | R1/8 | 6105 04 10 |
| | R1/4 | 6105 04 13 |
| 6 | M10x1 | 6105 06 60 |
| | R1/8 | 6105 06 10 |
| | R1/4 | 6105 06 13 |
| 8 | M12x1 | 6105 08 65 |

## 6101
### Stud Fitting, Male Parallel and Metric Thread

*Brass, NBR*



*Scan for more dimensions*

| ØD | C | References |
|---|---|---|
| 4 | M10x1 | 6101 04 60 |
| 6 | M10x1 | 6101 06 60 |

## 6114
### Stud Fitting, Female Metric Parallel Thread

*Brass, NBR*



*Scan for more dimensions*

| ØD | C | References |
|---|---|---|
| 4 | M8x1 | 6114 04 56 |
| 6 | M8x1 | 6114 06 56 |

## 6104
### Equal Tee

*Brass, NBR*



*Scan for more dimensions*

| ØD | References |
|---|---|
| 4 | 6104 04 00 |
| 6 | 6104 06 00 |

## 6179
### Stud Elbow, Male BSPT and Taper Metric Thread

*Brass, NBR*



*Scan for more dimensions*

| ØD | C | References |
|---|---|---|
| 4 | M6x1 | 6179 04 52 |
| | M8x1 | 6179 04 56 |
| | M8x1.25 | 6179 04 57 |
| | M10x1 | 6179 04 60 |
| | R1/8 | 6179 04 10 |
| | R1/4 | 6179 04 13 |
| 6 | M10x1 | 6179 06 60 |
| | R1/8 | 6179 06 10 |
| | R1/4 | 6179 06 13 |

## 6106
### Tube-to-Tube Connector

*Brass, NBR*



*Scan for more dimensions*

| ØD | References |
|---|---|
| 4 | 6106 04 00 |
| 6 | 6106 06 00 |
| 8 | 6106 08 00 |

## Related products

### 0138
### Copper Washer

*Copper*



*Scan for more dimensions*

| References |
|---|
| 0138 |

DIN 7603
ISO 65061

# LEGRIS LF 6800



Proven fittings with enhanced cleanliness, designed for transporting liquids and gases in anaesthesia machines and respiratory equipment.

## Technical specifications

**Fluids:** Oxygen (100%), Carbon dioxide, Nitrous oxide, Xenon, Anaesthetic gases

**Operating pressure:** $10^{-2}$ millibar to 15 bar

**Operating temperature:** -10°C to +95°C

**Diameter:** 4 to 12 mm

**Regulations:** RoHS, REACh, FDA, CE N° 1935/2004 (excluding 6801, 6819 and 6899)

Performance depends on the fluids, materials and tube used.

## Component materials

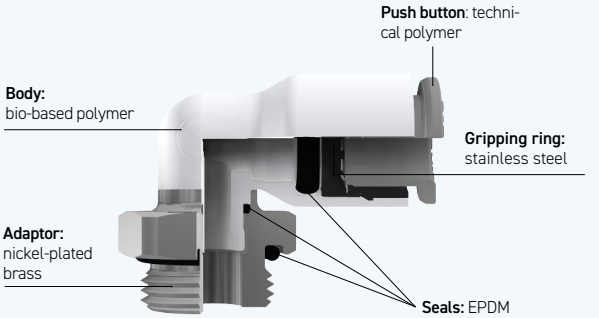


## Benefits

- **Enhanced cleanliness:** manufactured in accordance with ASTM G93 standards, ensuring exceptional cleanliness for critical applications.
- **Safe and environmentally friendly:** made from bio-based polymer, free from Phtalates and bisphenol, ensuring users safety and environmental responsibility.
- **Ready to use:** hermetically sealed to prevent contamination during transport and storage until use.
- **Optimal design:** features a compact design with no flow rate reduction and a push-In connection technology that simplifies installation and improves operational efficiency.

## Installation guide

| Maximum tightening torque (daN.m) | Threads | | | | |
|---|---|---|---|---|---|
| | M5x0.8 | G1/8 | G1/4 | G3/8 | G1/2 |
| | 1.16 | 0.8 | 1.2 | 3 | 3.5 |

## Recommended applications



*Ideal product for breathing apparatus*



*Cleanliness for respirators in medical intensive care units*

## 6801
### Stud Fitting, Male BSPP and Metric Thread

*Chemical nickel-plated brass, EPDM*



*Scan for more dimensions*

| ØD | C | References |
|---|---|---|
| 4 | M5x0.8 | 6801 04 19 |
| | G1/8 | 6801 04 10 |
| 6 | M5x0.8 | 6801 06 19 |
| | G1/8 | 6801 06 10 |
| | G1/4 | 6801 06 13 |
| 8 | G1/8 | 6801 08 10 |
| | G1/4 | 6801 08 13 |
| 10 | G1/4 | 6801 10 13 |
| | G3/8 | 6801 10 17 |
| 12 | G3/8 | 6801 12 17 |
| | G1/2 | 6801 12 21 |

## 6806
### Equal Union Connector

*Bio-based polymer, EPDM*




*Scan for more dimensions*

| ØD | ØD1 | References |
|---|---|---|
| 4 | 4 | 6806 04 00 |
| 6 | 6 | 6806 06 00 |
| 8 | 8 | 6806 08 00 |
| 10 | 10 | 6806 10 00 |
| 12 | 12 | 6806 12 00 |

## 6840
### Equal Single Y Piece

*Bio-based polymer, EPDM*




*Scan for more dimensions*

| ØD | ØD1 | References |
|---|---|---|
| 4 | 4 | 6840 04 00 |
| 6 | 6 | 6840 06 00 |
| 8 | 8 | 6840 08 00 |
| 10 | 10 | 6840 10 00 |
| 12 | 12 | 6840 12 00 |

## 6804
### Equal Tee

*Bio-based polymer, EPDM*




*Scan for more dimensions*

| ØD | ØD1 | References |
|---|---|---|
| 4 | 4 | 6804 04 00 |
| 6 | 6 | 6804 06 00 |
| 8 | 8 | 6804 08 00 |
| 10 | 10 | 6804 10 00 |
| 12 | 12 | 6804 12 00 |

## 6899
### Stud Elbow, Male BSPP and Metric Thread

*Bio-based polymer, chemical nickel-plated brass, EPDM*



*Scan for more dimensions*

| ØD | C | References |
|---|---|---|
| 4 | G1/8 | 6899 04 10 |
| | G1/4 | 6899 04 13 |
| 6 | M5x0.8 | 6899 06 19 |
| | G1/8 | 6899 06 10 |
| | G1/4 | 6899 06 13 |
| 8 | G1/4 | 6899 08 13 |

The body swivels for positioning purposes

## 6819
### Stud Elbow, Male BSPP and Metric Thread

*Technical polymer, Nickel-plated brass, NBR*



*Scan for more dimensions*

| ØD | C | References |
|---|---|---|
| 4 | M5x0.8 | 6819 04 19 |
| | G1/8 | 6819 04 10 |
| | G1/4 | 6819 04 13 |
| 6 | M5x0.8 | 6819 06 19 |
| | G1/8 | 6819 06 10 |
| | G1/4 | 6819 06 13 |
| 8 | G1/8 | 6819 08 10 |
| | G1/4 | 6819 08 13 |
| 10 | G1/4 | 6819 10 13 |

The body swivels for positioning purposes

## 6866
### Plug-In Reducer

*Bio-based polymer, EPDM*




*Scan for more dimensions*

| ØD | ØD1 | References |
|---|---|---|
| 4 | 6 | 6866 04 06 |
| 6 | 8 | 6866 06 08 |
| | 10 | 6866 06 10 |
| 8 | 10 | 6866 08 10 |
| | 12 | 6866 08 12 |

## 6826
### Blanking Plug

*Bio-based polymer*



*Scan for more dimensions*

| ØD | References |
|---|---|
| 4 | 6826 04 00 |
| 6 | 6826 06 00 |
| 8 | 6826 08 00 |
| 10 | 6826 10 00 |
| 12 | 6826 12 00 |

## 6882
### Equal and Unequal Plug-In Elbow

*Bio-based polymer, EPDM*



*Scan for more dimensions*

| ØD | ØD1 | References |
|---|---|---|
| 4 | 4 | 6882 04 00 |
| | 6 | 6882 04 06 |
| 6 | 6 | 6882 06 00 |
| | 8 | 6882 06 08 |
| 8 | 8 | 6882 08 00 |

The 4 mm diameter version is not grooved as standard.

## 6883
### Plug-In Equal Run Tee

*Bio-based polymer, EPDM*




*Scan for more dimensions*

| ØD | ØD1 | References |
|---|---|---|
| 4 | 4 | 6883 04 00 |
| 6 | 6 | 6883 06 00 |
| 8 | 8 | 6883 08 00 |

## 6802
### Equal Elbow

*Bio-based polymer, EPDM*




*Scan for more dimensions*

| ØD | ØD1 | References |
|---|---|---|
| 4 | 4 | 6802 04 00 |
| 6 | 6 | 6802 06 00 |
| 8 | 8 | 6802 08 00 |
| 10 | 10 | 6802 10 00 |
| 12 | 12 | 6802 12 00 |

# CARTRIDGES LEGRIS



Legris cartridges are the ideal solution for quick, efficient and safe installation. Designed as a single piece, they optimise productivity and space by fitting into non-threaded and non-grooved cavities.

To optimise the design of your solution, we recommend that you contact our application engineers.

## CARSTICK® POLYMER CARTRIDGES

### Technical specifications

| | LF 3100 | LF6300 |
|---|---|---|
| **Seal materials:** | NBR | EPDM |
| **Fluids:** | Compressed air, neutral gases | Industrial water, treated water with or without glycol |
| **Operating pressure:** | $10^{-2}$ millibar to 20 bar | 1 to 16 bar |
| **Operating temperature:** | -20°C to +80°C | -10°C to +95°C |
| **Diameter:** | 4 to 14 mm - 1/8" to 3/8" | 4 to 12 mm - 5/32" to 1/2" |
| **Regulations:** | RoHS, REACh, ISO 14743, PED | RoHS, REACh, FDA, CE N° 1935/2004 |

Performance depends on the fluids, materials and tube used.

### Component materials

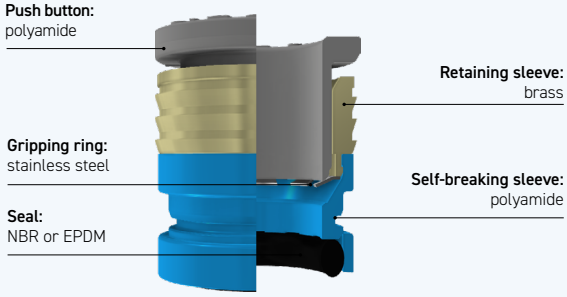


### Recommended applications




*Ultra-compact design, ideal for configurations with multiple connections*

### Benefits

- **Productivity gains:** our single-component design allows for 55% to 75% faster insertion than traditional cartridge solutions.
- **Space saving:** this cartridge is the most compact option available on the market.
- **Fluid integrity:** the conveyed fluid only comes into contact with the seal, thus ensuring its integrity.
- **Ready-to-use packaging:** stick packaging ensures optimal protection of cartridges during transport and storage, while enabling automated distribution in industrial processes.

### Installation guide




See our installation manual.

*Download it here*

## CARSTICK+ REMOVABLE POLYMER CARTRIDGE VERSION

### Technical specifications

**Fluid:** industrial water, treated water with or without glycol

**Operating pressure:** 1 to 16 bar

**Operating temperature:** -10 °C to +95 °C

**Diameter:** 4 and 6 mm

**Regulations:** RoHS, REACh, FDA, CE N° 1935/2004

Performance depends on the fluids, materials and tube used.

### Component materials

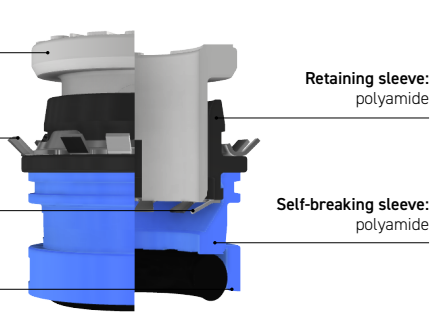


### Benefits

**Removable polymer cartridges** offer all the advantages of cartridges, plus the following features:

- **Reusable cavity:** the cartridge can be removed without damaging the cavity.
- **Can be inserted into many materials** (brass, aluminium, polymers including non-elastic ones, e.g. PEEK, POM, etc.)
- **Low insertion force:** insertion force < 20 daN.

### Installation guide




See our installation manual.

*Download it here*

## METAL CARTRIDGE VERSION

### Technical specifications

**Fluids:** compressed air, industrial water

**Operating pressure:** $10^{-2}$ millibar to 30 bar

**Operating temperature:** -25 °C to +150 °C

**Diameter:** 4 to 14 mm

**Regulations:** RoHS, REACh, PED

Performance depends on the fluids, materials and tube used.

### Component materials

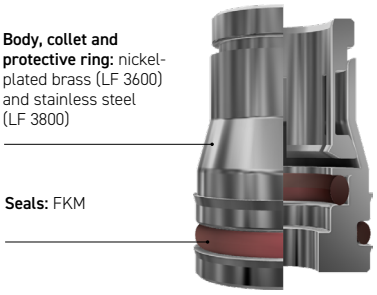


### Benefits

- **2 body materials available:** LF 3600 nickel-plated brass for aggressive environments and LF 3800 stainless steel for corrosive environments.
- **Full metallic products** to offer the highest mechanical and chemical resistance.
- **Resistant to high temperatures** (+150°C).
- **Can be installed in polymer or metal cavities** (cavities drawing available). Please do not hesitate to contact us.

## Polymer cartridges Carstick®

### 3100
**Carstick® Cartridge**

*Polymer, Brass, NBR*



*Scan for more dimensions*

| ØD | References |
|---|---|
| 4 | 3100 04 00 |
| 6 | 3100 06 00 |
| 8 | 3100 08 00 |
| 10 | 3100 10 00 |
| 12 | 3100 12 00 |
| 14 | 3100 14 00 |

Inch

| ØD | References |
|---|---|
| 1/8 | 3100 53 00 |
| 5/32 | 3100 04 00 |
| 1/4 | 3100 56 00 |
| 5/16 | 3100 08 00 |
| 3/8 | 3100 60 00 |

### 6300
**LIQUIfit® Cartridge**

*Polymer, Brass, EPDM*



*Scan for more dimensions*

| ØD | References |
|---|---|
| 4 | 6300 04 00 |
| 6 | 6300 06 00 |
| 8 | 6300 08 00 |
| 10 | 6300 10 00 |
| 12 | 6300 12 00 |

Inch

| ØD | References |
|---|---|
| 5/32 | 6300 04 00 |
| 1/4 | 6300 56 00 |
| 5/16 | 6300 08 00 |
| 3/8 | 6300 60 00 |
| 1/2 | 6300 62 00 |

## Removable polymer cartridges CARSTICK+

### 6300..24
**Removable LF6300 cartridge**

*Polymer, Stainless steel, EPDM*



*Scan for more dimensions*

| ØD | References |
|---|---|
| 4 | 6300 04 01 24 |
| 6 | 6300 06 01 24 |

### 6300..26
**Removable LF6300 cartridge**

*Polymer, Stainless steel, EPDM*



*Scan for more dimensions*

| ØD | References |
|---|---|
| 4 | 6300 04 01 26 |
| 6 | 6300 06 01 26 |

## Metal cartridges

### 3600
**LF3600 one-piece cartridge**

*Chemical Nickel-plated brass, FKM*



*Scan for more dimensions*

| ØD | References |
|---|---|
| 4 | 3600 04 00 |
| 6 | 3600 06 00 |
| 8 | 3600 08 00 |
| 10 | 3600 10 00 |

### 3800
**LF3800 one-piece cartridge**

*Stainless steel 316L, FKM*



*Scan for more dimensions*

| ØD | References |
|---|---|
| 4 | 3800 04 00 |
| 6 | 3800 06 00 |
| 8 | 3800 08 00 |
| 10 | 3800 10 00 |



*Tube packaging for maximum protection*

# 02

## PNEUMATIC EXCELLENCE

Legris function fittings have been the benchmark in the industrial market for over 60 years. They offer comprehensive solutions to protect and optimise pneumatic processes.

## SUSTAINABILITY AND PERFORMANCE

The quality of Legris function fittings guarantees a long service life in pneumatic installations while offering precise adjustment for quick and reliable implementation.

## A VARIED SELECTION

The wide range, proven over many years, provides a solution suitable for all pneumatic applications.





# LEGRIS FUNCTION FITTINGS

# PRODUCTS OFFER

Function fittings are intended for **pneumatic applications involving compressed air**.

| LEGRIS FUNCTION FITTINGS | Materials (body/seal) | Maximum operating pressure (bar) | Temperature | | PAGE |
|---|---|---|---|---|---|
| | | | Min. | Max. | |
| **Blocking fittings**  | Nickel-plated brass/NBR | 10 | -20°C | +80°C | **52** |
| **Soft start fittings**  | Nickel-plated brass/NBR technical polymer | 10 | -15°C | +60°C | **54** |
| **Non-return valves**  | Technical polymer/NBR<br>Stainless steel/FKM | 10<br>40 | 0°C<br>-20°C | +70°C<br>+180°C | **56** |
| **Adjustable non-return valves**  | Chemically nickel-plated brass/NBR | 12 | -20°C | +80°C | **60** |
| **Piloted non-return valves**  | Nickel-plated brass/NBR technical polymer | 10 | -5°C | +60°C | **62** |
| **Flow control regulators**  | Technical polymer/NBR<br>Treated aluminium, nickel-plated brass/NBR<br>316L stainless steel/FKM | 10<br>10<br>40 | 0°C<br>-25°C<br>-15°C | +70°C<br>+70°C<br>+120°C | **64** |
| **Quick-release valves**  | Nickel-plated brass or aluminium or stainless steel/Polyurethane or FKM | 10 | -20°C | +120°C | **82** |
| **Pressure regulator fittings**  | Nickel-plated brass/NBR technical polymer | 16 | -10°C | +70°C | **84** |
| **Pressure reducer fittings**  | Brass | 15 | -10°C | +80°C | **86** |
| **Snap fittings**  | Nickel-plated brass/NBR technical polymer | 10 | -20°C | +80°C | **88** |
| **Manually operated fittings and valves**  | Nickel-plated brass, aluminium/NBR | 16 | -5°C | +70°C | **90** |
| **Sensor fittings with detection**  | Technical polymer, treated brass/NBR | 8 | -15°C | +60°C | **92** |
| **Silencers**  | Polymer, sintered bronze, nickel-plated brass, 316L stainless steel | 12 | -20°C | +180°C | **94** |

# HOW TO CHOOSE YOUR FUNCTION FITTING

## What functions do you require for your pneumatic system?

| OBJECTIVES | WHAT WOULD YOU LIKE TO DO? | LEGRIS FUNCTION FITTINGS | SYMBOLS |
|---|---|---|---|
| PROTECT YOUR INSTALLATION | Ensure that the load is maintained during an emergency stop | **Blocking fittings** |  |
| | Allow pressure to build up gradually when restarting the installation, thereby protecting it from shocks. | **Soft start fittings** |  |
| | Convey compressed air in one direction only, blocking its return in the event of a cut-off | **Non-return valves** |  |
| | Performs the same function as a non-return valve while allowing the opening pressure to be adjusted. | **Adjustable non-return valves** |  |
| | Three functions in one product: block, regulate and purge compressed air | **Piloted non-return valves** | 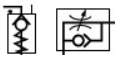 |
| IMPROVE YOUR INSTALLATION | Regulate air flow, thanks to an adjustable pass diameter, to control the speed of a cylinder rod. | **Flow control regulators** |   |
| | Allow exhaust air to pass unrestricted into the atmosphere in order to accelerate the rod of a cylinder. | **Quick-release valves** |  |
| | Regulate pressure in applications requiring control of cylinder force | **Pressure regulator fittings** |  |
| | Reduce the pressure consumed in part of the machine in order to save energy | **Pressure reducer fittings** | 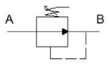  |
| | Partially isolate a circuit without draining the entire system | **Snap fittings** |  |
| | Purge a pneumatic circuit | **Manually operated couplers and fittings** | 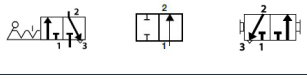 |
| | Issue a pneumatic or electrical signal as soon as the pressure falls below its control threshold. | **Sensor fittings with detection** | 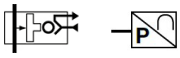  |
| | Reducing the noise level of the pneumatic network | **Silencers** | 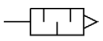 |

## Do you have any compliance requirements?

- All our products comply with RoHS and REACh standards.
- Legris function fittings used on the safety control line, known as “Safety” fittings, comply with Machinery Directive 2006/42/EC and ISO 13849-1 and are identified by the following logo:
- All our processes comply with ISO 9001 and ISO 14001 standards.

For a complete list of our certificates, *please click here.*

# HOW TO CHOOSE YOUR FUNCTION FITTING

## How should you install your fitting?

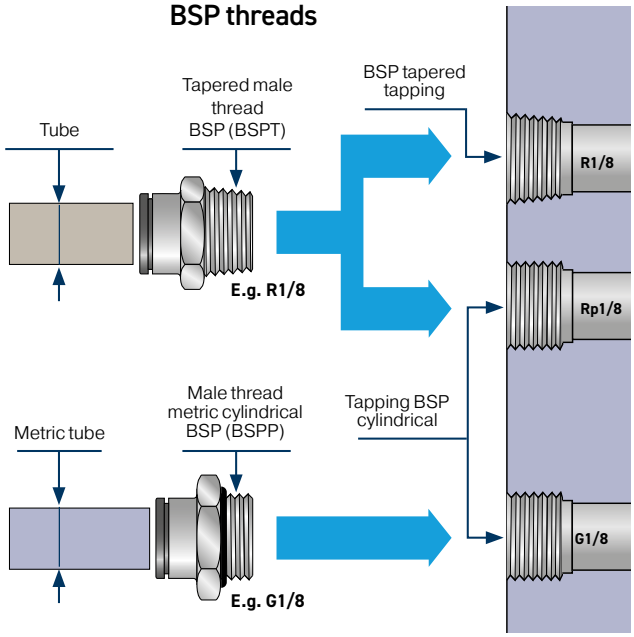


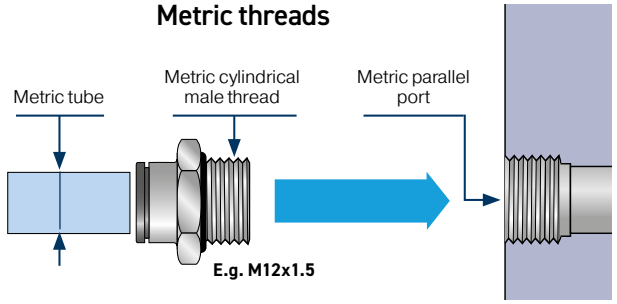


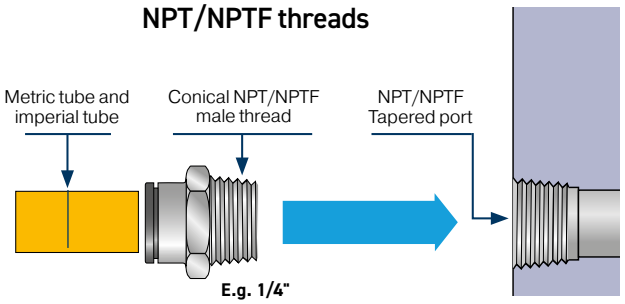

# Part number identification

Part numbers are chosen according to a mnemonic code.
Each fitting is identified by:
- the item type according to function (4 digits);
- the nominal diameter of the tube (2 digits) corresponds to the external diameter of the tube;
- the thread code. If the product does not have a thread, the code used is 00.

**7010** **06** **10**

## Function of the article

## Nominal diameter

= outer diameter of the tube

| Metric | Code |
|---|---|
| 4 mm | 04 |
| 6 mm | 06 |
| .../... | |
| 12 mm | 12 |

## Thread code

| Thread | Code |
|---|---|
| M5x0.8 | 19 |
| 1/8" | 10 |
| 1/4" | 13 |
| 3/8" | 17 |
| 1/2" | 21 |

| Designation | Item code |
|---|---|
| **Blocking fittings**  | 788x Series |
| **Soft start fittings**  | 786x Series<br>787x Series |
| **Non-return valves** | |
| • polymer  | 798x Series<br>799x Series |
| • adjustable  | 793x Series |
| • stainless steel  | 489x Series |
| • piloted  | 789x Series |
| **Quick-exhaust valves**  | 7899 Series<br>797x Series |

| Designation | Item code |
|---|---|
| **Pressure regulator fittings**  | 730x Series |
| **Pressure reducers**  | DRVx Series |
| **Snap fittings**  | 792x Series<br>796x Series |
| **Manually operated fittings and valves**  | 780x Series<br>0669 Series |
| **Sensor fittings for detection**  | 781x Series<br>782x Series |
| **Silencers**  | 067x Series<br>068x Series |

| Designation | Item code |
|---|---|
| **Flow regulators** | |
| • **polymer** countersunk screw  | 701x Series |
| • **polymer** external screw  | 706x Series |
| • miniature **polymer** external screw  | 763x, 764x, and 766x series |
| • **polymer** compact and swivelling  | 704x Series; 764x Series |
| • **polymer** external screw  | 777x Series |
| • **Nickel-plated brass** countersunk screw  | 713x, 714x and 716x Series |
| • **Nickel-plated brass** compact with external screw  | 710x Series; 711x Series; 768x Series |
| • **Nickel-plated brass** miniature with external screw  | 718x Series; 719x Series |
| • **brass and stainless steel** with external screw or in-line  | 781x Series; 782 |
| • **aluminium** in line  | 717x Series |

# LEGRIS BLOCKING FITTINGS



In the event of a drop in control pressure, the reliability of Legris blocking fittings ensures operator safety and protects installations by cutting off the compressed air supply.

## Technical specifications

- **Fluids:** compressed air
- **Operating pressure:** 1 to 10 bar
- **Operating temperature:** -20°C to +80°C
- **Tube diameter:** 6 to 12 mm
- **Connection:** G1/8 to G1/2 (BSPP) – R1/8 to R1/2 (BSPT)
- **Regulations:** RoHS, REACh, ISO 14743, PED, ISO 13849-1

Performance depends on the fluid, material and tube used.

## Component materials

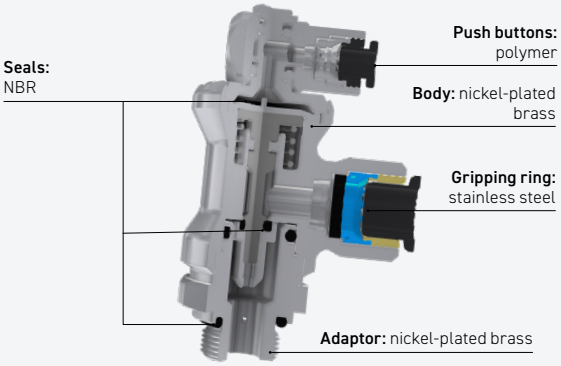


## Benefits

- **Safety product**: endurance tested in accordance with the requirements of DI 2006/42/EC (B10d > 400 million cycles according to ISO 19973).
- **Optimal flow rate** ensuring good cylinder performance.
- **Compact design** to suit all configurations of the pneumatic installation.
- **360° adjustable** for easy installation.
- **Metal version** designed to withstand sparks in welding processes and harsh environments.

## Recommended applications



*Suitable for secure retention of the cylinder rod*

## Operating principle

**Cylinder in operation (pilot signal active)**

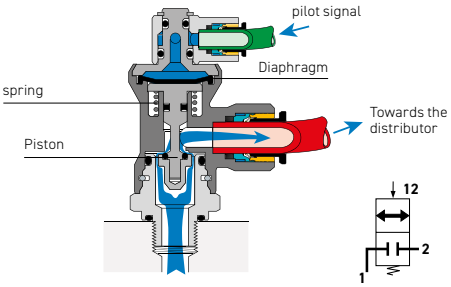


Pilot signal authorises movement

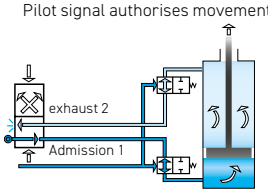


**Blocked cylinder (de-piloted)**

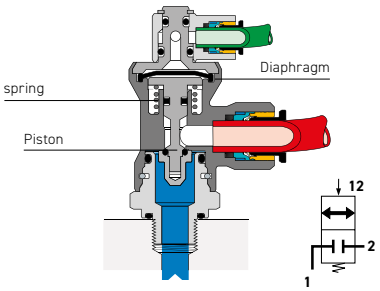


No signal blocks movement

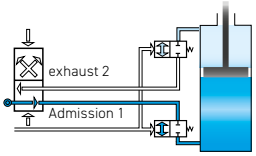

## Installation guide

Mounted in pairs, the cylinder blocking fittings are installed directly on the cylinder. Their total orientability provides great flexibility for the creation of pneumatic circuits.

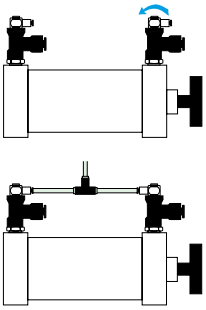

| Tightening torque maximum (daN.m) | Threads | | | |
|---|---|---|---|---|
| | G1/8 | G1/4 | G3/8 | G1/2 |
| | 0.8 | 1.2 | 3 | 3.5 |

## User guide

| Model | Flow rate inlet 6 bar | Pilot and de-pilot threshold depending on inlet pressure | | | | | |
|---|---|---|---|---|---|---|---|
| | | | 2 bar | 4 bar | 6 bar | 8 bar | 10 bar |
| ØD 6 and 8 mm, G1/8, G1/4, R1/8, R1/4 threads | 650 Nl/min | Pilot pressure | 2.40 | 2.90 | 3.30 | 3.60 | 4.00 |
| | 650 Nl/min | Depilot Pressure | 1.50 | 1.80 | 2.15 | 2.40 | 2.80 |
| ØD 10 and 12 mm, G3/8, G1/2, R3/8, R1/2 threads | 1600 Nl/min | Pilot pressure | 2.70 | 3.20 | 3.50 | 3.80 | 4.10 |
| | 1600 Nl/min | Depilot Pressure | 1.40 | 1.80 | 2.10 | 2.40 | 2.70 |

## 7880

### Blocking Fitting, Male BSPP Thread

*Nickel-plated brass, NBR*



*Scan for more dimensions*

| ØD | C | References |
|---|---|---|
| 6 | G1/8 | 7880 06 10 |
| | G1/4 | 7880 06 13 |
| 8 | G1/4 | 7880 08 13 |
| | G3/8 | 7880 08 17 |
| 10 | G3/8 | 7880 10 17 |
| 12 | G1/2 | 7880 12 21 |

## 7885

### Blocking Fitting, Male BSPT Thread

*Nickel-plated brass, NBR*



*Scan for more dimensions*

| ØD | C | References |
|---|---|---|
| 6 | R1/8 | 7885 06 10 |
| | R1/4 | 7885 06 13 |
| 8 | R1/4 | 7885 08 13 |
| | R3/8 | 7885 08 17 |
| 10 | R3/8 | 7885 10 17 |
| 12 | R1/2 | 7885 12 21 |

Pre-coated thread

## 7881

### Blocking Fitting, Male/Female BSPP Thread

*Nickel-plated brass, NBR*



*Scan for more dimensions*

| C1 | C2 | References |
|---|---|---|
| G1/8 | G1/4 | 7881 13 10 |
| G1/4 | G1/4 | 7881 13 13 |
| G3/8 | G3/8 | 7881 17 17 |
| G1/2 | G1/2 | 7881 21 21 |

## 7886

### Blocking Fitting, Male/Female BSPT Thread

*Nickel-plated brass, NBR*



*Scan for more dimensions*

| C1 | C2 | References |
|---|---|---|
| R1/8 | R1/4 | 7886 13 10 |
| R1/4 | R1/4 | 7886 13 13 |
| R3/8 | R3/8 | 7886 17 17 |
| R1/2 | R1/2 | 7886 21 21 |

Pre-coated thread

## 7883

### Blocker/Flow Regulator, Exhaust, Male BSPP Thread

*Nickel-plated brass, technical polymer, NBR*



*Scan for more dimensions*

| ØD | C | References |
|---|---|---|
| 4 | G1/8 | 7883 04 10 |
| 6 | G1/8 | 7883 06 10 |
| | G1/4 | 7883 06 13 |
| 8 | G1/4 | 7883 08 13 |
| | G3/8 | 7883 08 17 |

Combination of blocking and flow regulation functions
Working temperature: 0 to 70°C

# SOFT START FITTINGS





Following a compressed air cut-off, the reliability of these Legris fittings ensures that the system is gradually repressurised to guarantee operator safety and prevent industrial risks.

## Technical specifications

- **Fluids:** compressed air
- **Operating pressure:** 3 to 10 bar
- **Operating temperature:** -15°C to +60°C
- **Tube diameter:** 8 to 10 mm
- **Connection:** G1/4 to G3/8 (BSPP)
- **Regulations:** RoHS, REACH, PED

Performance depends on the fluid, material and tube used.

## Component materials

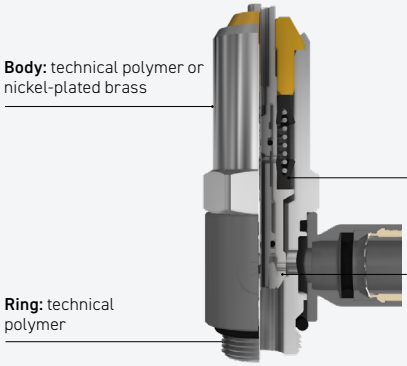


## Benefits

- **Pressurisation time adjustment** to suit most pneumatic installations.
- **Securing the adjustment** with a countersunk screw to prevent accidental misalignment.
- **Identification by coloured rings facilitates installation:** yellow for FRL and black for distributor.

## Recommended applications



*Ensures controlled and safe pressure restoration of the cylinder*

## Operating principle

**Version for FRL**

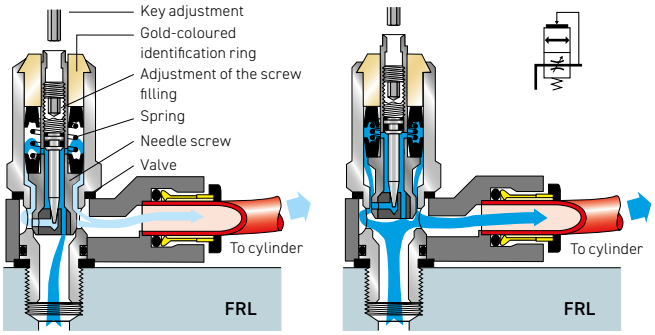


**Version for distributor**

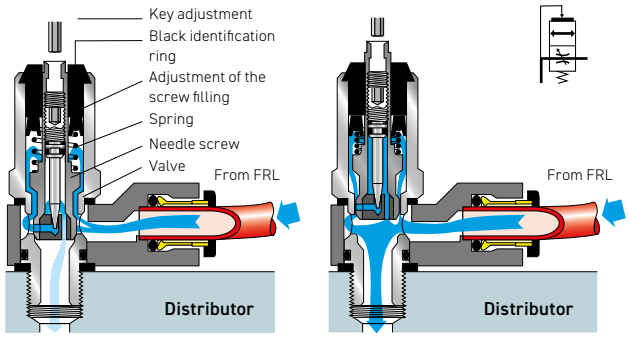

## Installation guide

| Tightening torque Maximum (daN.m) | Threads | |
|---|---|---|
| | G1/4 | G3/8 |
| | 0.5 | 0.6 |

### Adjustment of the needle screw

Adjusting the needle valve optimises the filling time according to the volume and specific characteristics of the installation.

To adjust:
- immobilise the piston using a 4 mm spanner
- adjust the needle screw with a hex key
  - 1.5 spanner for Ø 8 mm and 7871 model
  - 2.5 mm spanner for Ø 10 and 12 mm

Maximum tightening torque: 0.1 daN.m

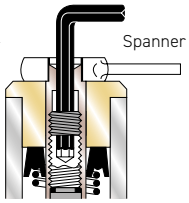


## User guide

| Vent characteristics (Nl/min) | Model | Flow rate at 6 bar | Kv |
|---|---|---|---|
| | 7860 08 13 | 1500 Nl/min | 0.80 |
| | 7860 10 13 | 2100 Nl/min | 1.20 |
| | 7860 10 17 | 2200 Nl/min | 1.30 |
| | 7860 12 17 | 3100 Nl/min | 1.00 |
| | 7860 12 21 | 3100 Nl/min | 1.00 |
| | 7861 13 13 | 2100 Nl/min | 1.20 |
| | 7861 17 17 | 3100 Nl/min | 1.00 |
| | 7861 21 21 | 3100 Nl/min | 1.00 |
| | 7870 08 13 | 1500 Nl/min | 0.80 |
| | 7870 10 13 | 2000 Nl/min | 1.15 |
| | 7870 10 17 | 2000 Nl/min | 1.15 |
| | 7871 13 13 | 2000 Nl/min | 1.15 |
| | 7871 17 17 | 2000 Nl/min | 1.15 |

### Cylinder pressure cycle

When the downstream pressure reaches two-thirds of the supply pressure, full flow is automatically established.

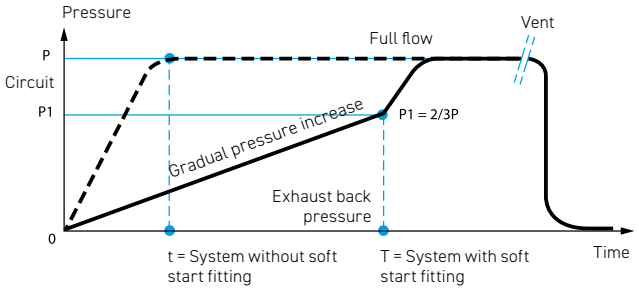


## 7860

### Soft Start Fitting for Isolating Valve, Male BSPP Thread

*Technical polymer, Nickel-plated brass, NBR*



*Scan for more dimensions*

| ØD | C | References |
|---|---|---|
| 8 | G1/4 | 7860 08 13 |
| 10 | G1/4 | 7860 10 13 |
| | G3/8 | 7860 10 17 |

## 7870

### Soft Start Fitting for Control Valve, Male BSPP Thread

*Technical polymer, Nickel-plated brass, NBR*



*Scan for more dimensions*

| ØD | C | References |
|---|---|---|
| 8 | G1/4 | 7870 08 13 |
| 10 | G1/4 | 7870 10 13 |
| | G3/8 | 7870 10 17 |

## 7871

### Soft Start Fitting for Control Valve, Male/Female BSPP Thread

*Technical polymer, Nickel-plated brass, NBR*



*Scan for more dimensions*

| C | References |
|---|---|
| G1/4 | 7871 13 13 |

# LEGRIS NON-RETURN VALVES



Thanks to their robustness, Legris non-return valves allow compressed air to pass in one direction while blocking it in the other, thus ensuring optimum protection for the installation.

# TECHNICAL POLYMER NON-RETURN VALVES

## Technical specifications

**Fluids:** compressed air

**Operating pressure:** 0.3 to 10 bar with minimum trigger threshold of 0.3 bar

**Operating temperature:** 0°C to +70°C

**Tube diameter:** 4 to 12 mm

**Connection:** G1/8 to G1/2 (BSPP) – R1/8 to R1/2 (BSPT)

**Regulations:** RoHS, REACH, PED, ISO 13849-1

Performance depends on the fluid, material and tube used.

## Component materials

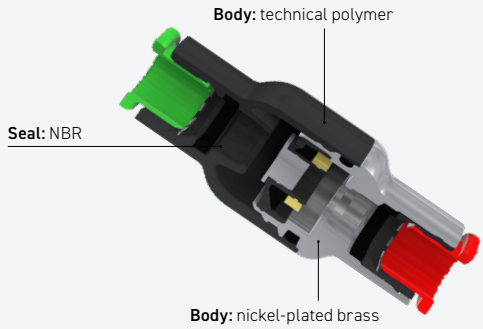


## Benefits

- **"Safety" product** : endurance tested in accordance with the requirements of DI 2006/42/EC (B10d > 100 million cycles according to ISO 19973).
- **Easy to assemble** thanks to the arrow indicating the direction of fluid flow.
- **Secure assembly** thanks to colour coding indicating the function at the supply (green) and exhaust (red).
- **Available in threaded or push-in versions** to fit into any configuration.

## Recommended applications



*Protects the installation by ensuring unidirectional flow*

## Operating principle

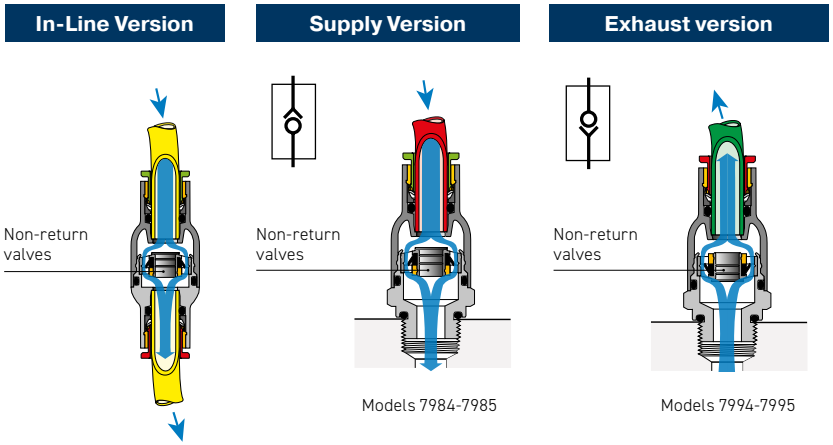


## Installation guide

### Installation diagram

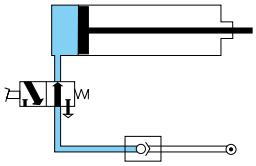

## User guide

| | Diameters | Air flow rate at 6 bar |
|---|---|---|
| Flow characteristics (Nl/min) | 4 mm | 350 Nl/min |
| | 6 mm | 670 Nl/min |
| | 8 mm | 1080 Nl/min |
| | 10 mm | 2230 Nl/min |
| | 12 mm | 2300 Nl/min |

## 7996

### In-Line Equal Non-Return Valve

*Technical polymer, Nickel-plated brass, NBR*



*Scan for more dimensions*

| ØD | References |
|---|---|
| 4 | 7996 04 00 |
| 6 | 7996 06 00 |
| 8 | 7996 08 00 |
| 10 | 7996 10 00 |
| 12 | 7996 12 00 |

## 7984

### In-Line Non-Return Valve, Supply, Male BSPP and Metric Thread

*Technical polymer, Nickel-plated brass, NBR*



*Scan for more dimensions*

| ØD | C | References |
|---|---|---|
| 4 | M5x0.8 | 7984 04 19 |
| | G1/8 | 7984 04 10 |
| 6 | G1/8 | 7984 06 10 |
| | G1/4 | 7984 06 13 |
| 8 | G1/8 | 7984 08 10 |
| | G1/4 | 7984 08 13 |

## 7994

### In-Line Non-Return Valve, Exhaust, Male BSPP and Metric Thread

*Technical polymer, Nickel-plated brass, NBR*



*Scan for more dimensions*

| ØD | C | References |
|---|---|---|
| 4 | M5x0.8 | 7994 04 19 |
| | G1/8 | 7994 04 10 |
| 6 | G1/8 | 7994 06 10 |
| | G1/4 | 7994 06 13 |
| 8 | G1/8 | 7994 08 10 |
| | G1/4 | 7994 08 13 |
| 12 | G1/2 | 7994 12 21 |

## 7985

### In-Line Non-Return Valve, Supply, Male BSPT Thread

*Technical polymer, Nickel-plated brass, NBR*



*Scan for more dimensions*

| ØD | C | References |
|---|---|---|
| 4 | R1/8 | 7985 04 10 |
| 6 | R1/8 | 7985 06 10 |
| | R1/4 | 7985 06 13 |
| 8 | R1/8 | 7985 08 10 |
| | R1/4 | 7985 08 13 |
| 12 | R1/2 | 7985 12 21 |

Pre-coated thread

## 7995

### In-Line Non-Return Valve, Exhaust, Male BSPT Thread

*Technical polymer, Nickel-plated brass, NBR*



*Scan for more dimensions*

| ØD | C | References |
|---|---|---|
| 6 | R1/8 | 7995 06 10 |
| | R1/4 | 7995 06 13 |
| 8 | R1/4 | 7995 08 13 |
| 12 | R3/8 | 7995 12 17 |

Pre-coated thread

# LEGRIS NON-RETURN VALVES

## VERSION **316L STAINLESS STEEL NON-RETURN VALVES**

### Technical specifications

**Fluids:** compressed air

**Operating pressure:** 0.25 to 40 bar with trigger threshold at 0.25 bar

**Operating temperature:** -20°C to +180°C

Nominal diameter: **10 to 25 mm**

**Connection:** G1/8 to G1" (BSPP) – R1/8 to R1 (BSPT) – NPT1/8 to 1/2

**Regulations:** RoHS, REACH, PED

Performance depends on the fluid, material and tube used.

### Component materials

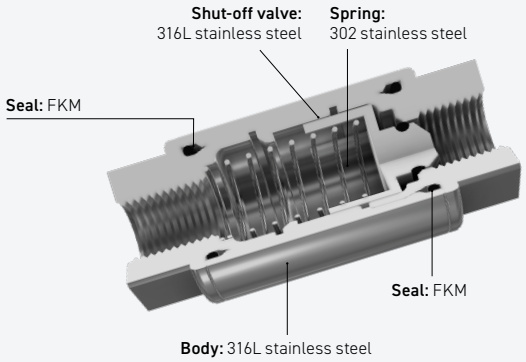


### Benefits

- **Designed with robust materials** to withstand harsh and corrosive environments.
- **Smooth exterior design** with no retention areas, designed to facilitate cleaning and prevent contamination.
- **Secure installation** thanks to the arrow indicating the direction of installation.

### User guide

| | Threads | Nl/min | Kv |
|---|---|---|---|
| Flow characteristics in water | G1/8 | 18.88 | 1.60 |
| | G1/4 | 19.91 | 1.69 |
| | G3/8 | 35.54 | 3.01 |
| | G1/2 | 36.50 | 3.10 |
| | G3/4 | 65.86 | 5.59 |
| | G1 | 92.60 | 7.86 |

## 4890

### Non-Return Valve, Female BSPP Thread

*Stainless steel 316L, FKM*



*Scan for more dimensions*

| DN | C | References |
|---|---|---|
| 10 | G1/8 | 4890 10 10 |
| | G1/4 | 4890 13 13 |
| 15 | G3/8 | 4890 17 17 |
| | G1/2 | 4890 21 21 |
| 20 | G3/4 | 4890 27 27 |
| 25 | G1 | 4890 34 34 |

## 4892

### Non-Return Valve, Supply, Female BSPP Thread/Exhaust, Male BSPP Thread

*Stainless steel 316L, FKM*



*Scan for more dimensions*

| DN | C | C1 | References |
|---|---|---|---|
| 10 | G1/8 | R1/8 | 4892 10 10 |
| | G1/4 | R1/4 | 4892 13 13 |
| 15 | G3/8 | R3/8 | 4892 17 17 |
| | G1/2 | R1/2 | 4892 21 21 |
| 20 | G3/4 | R3/4 | 4892 27 27 |
| 25 | G1 | R1 | 4892 34 34 |

## 4891

### Non-Return Valve, Supply, Male BSPP Thread/Exhaust, Female BSPP Thread

*Stainless steel 316L, FKM*



*Scan for more dimensions*

| DN | C | C1 | References |
|---|---|---|---|
| 10 | R1/8 | G1/8 | 4891 10 10 |
| | R1/4 | G1/4 | 4891 13 13 |
| 15 | R3/8 | G3/8 | 4891 17 17 |
| | G1/2 | G1/2 | 4891 21 21 |
| 20 | R1/8 | G3/4 | 4891 27 27 |
| 25 | R1 | G1 | 4891 34 34 |

## 4895

### Non-Return Valve, Female NPT Thread

*Stainless steel 316L, FKM*



*Scan for more dimensions*

| DN | C | References |
|---|---|---|
| 10 | NPT1/8 | 4895 11 11 |
| | NPT1/4 | 4895 14 14 |
| 15 | NPT3/8 | 4895 18 18 |
| | NPT1/2 | 4895 22 22 |

# LEGRIS ADJUSTABLE CHECK VALVES



In addition to their non-return function, the design of these Legris fittings offers customers the possibility of precisely adjusting the opening threshold of the shut-off valve for greater flexibility of use.

## Technical specifications

**Fluids:** compressed air

**Operating pressure:** 0 to 12 bar

**Operating temperature:** -20°C to +80°C

**Connection:** G1/8 to G1/2 (BSPP)

**Regulations:** RoHS, REACH, PED, FDA

Performance depends on the fluid, material and tube used.

## Component materials

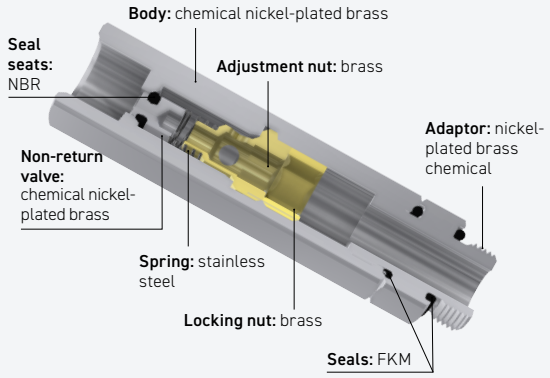


## Benefits

- **Ease of use** through precise adjustment of the valve opening threshold with two hex keys.
- **Optimal safety** thanks to the locking nut, which prevents any misalignment caused by vibrations or accidental manipulation.
- **Surface treatment reinforced by high phosphorus chemical nickel plating,** offering resistance suited to the stringent requirements of the food processing industry and other harsh environments.

## Recommended applications



*Protects the cylinder from back pressure with precise, adjustable flow control*

## Operating principle

**Step 1**

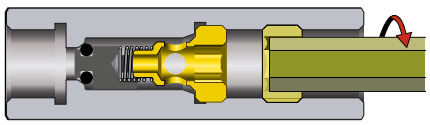

Unscrew the locking nut with an Allen key.

**Step 2**

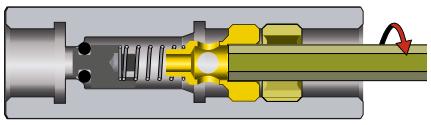

Unscrew the adjustment nut with a smaller Allen key to adjust the cracking pressure. The number of turns allows the cracking pressure from 1 bar to 0.10 bar.

**Step 3**

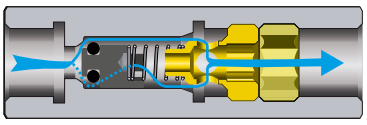

Tighten the locking nut with the Allen key to lock the cracking pressure setting. Then control the pressure with a pressure gauge downstream.

## Installation guide

| Maximum tightening torque (daN.m) | Threads | | | |
|---|---|---|---|---|
| | G1/8 | G1/4 | G3/8 | G1/2 |
| | 0.8 | 1.2 | 3 | 3.5 |

## User guide

| Valve opening threshold | Threads | 0 to 4 turns *(indicative values)* |
|---|---|---|
| | G1/8- G1/4<br>G3/8<br>G1/2 | 1 to 0.10 bar<br>1 to 0.15 bar<br>1 to 0.20 bar |

## 7930

**Adjustable Check Valve Exhaust, Double Female BSPP and Metric Thread**

*Chemical Nickel-plated brass, FKM*



*Scan for more dimensions*

| C | References |
|---|---|
| G1/8 | 7930 10 10 |
| G1/4 | 7930 13 13 |
| G3/8 | 7930 17 17 |
| G1/2 | 7930 21 21 |

## 7931

**Adjustable Check Valve Supply, Male/Female BSPP Thread**

*Chemical Nickel-plated brass, FKM*



*Scan for more dimensions*

| C | References |
|---|---|
| G1/8 | 7931 10 10 |
| G1/4 | 7931 13 13 |
| G1/2 | 7931 21 21 |

## 7932

**Adjustable Check Valve Exhaust, Male/Female BSPP Thread**

*Chemical Nickel-plated brass, FKM*



*Scan for more dimensions*

| C | References |
|---|---|
| G1/8 | 7932 10 10 |
| G1/4 | 7932 13 13 |
| G3/8 | 7932 17 17 |
| G1/2 | 7932 21 21 |

# LEGRIS PILOT-OPERATED CHECK VALVES



Legris pilot-operated non-return fittings are a simple, effective and economical solution for customers seeking to control the protection of their installations. This 3-in-1 version combines control, flow regulation and purging.

## Technical specifications

- **Fluids:** compressed air
- **Operating pressure:** 1 to 10 bar
- **Operating temperature:** -5°C to +60°C
- **Tube diameter:** 6 to 12 mm
- **Connection:** G1/8 to G1/2 (BSPP)
- **Regulations:** RoHS, REACh, PED

Performance depends on the fluid, material and tube used.

## Component materials

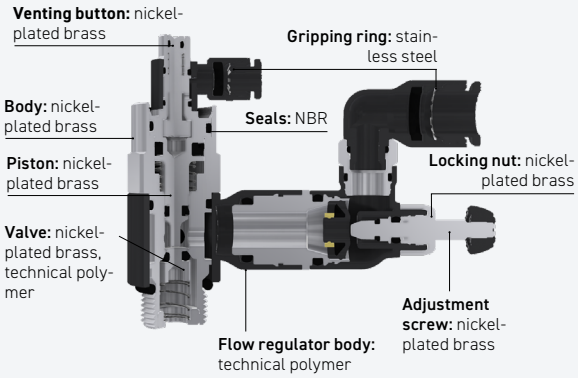


## Benefits

- **Time savings during assembly** thanks to three functions integrated into a single-piece product: pilot-operated non-return valve, flow regulator, manual exhaust valve.

## Recommended applications



*3-in-1 fitting to optimise and secure cylinder performance*

## Operating principle

### Normal operation

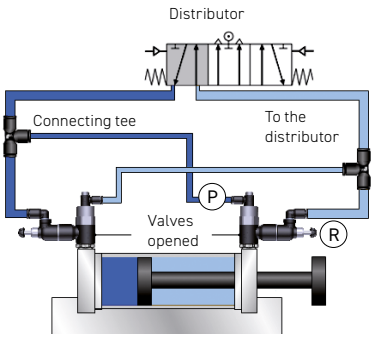


Pilot signal (P)
Cylinder speed control (R)

### Emergency shutdown or pressure drop

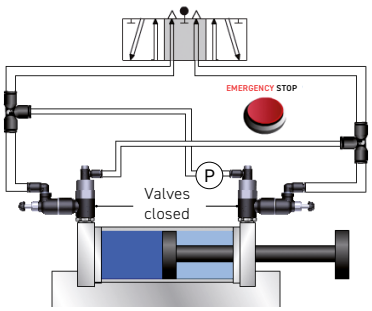


Pilot pressure drop (P) = cylinder rod blocked

### Venting operation

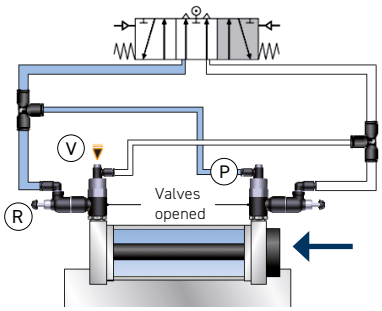


Venting (V) returns the cylinder rod to the start position, emptying the pressure chamber through the flow regulator (R) and the pilot line (P)

## User guide

| Model | | Pilot and unpilot threshold | | | | |
|---|---|---|---|---|---|---|
| | | 2 bar | 4 bar | 6 bar | 8 bar | 10 bar |
| G1/8 | Pilot pressure | 1.2 | 1.72 | 2.44 | 2.96 | 3.56 |
| | Depilot Pressure | 0.56 | 0.96 | 1.12 | 1.76 | 2.12 |
| G1/4 | Pilot pressure | 0.92 | 1.52 | 2.12 | 2.68 | 3.28 |
| | Depilot Pressure | 0.64 | 1.16 | 1.68 | 2.16 | 2.64 |
| G3/8 | Pilot pressure | 1.12 | 1.84 | 2.56 | 3.32 | 4.08 |
| | Depilot Pressure | 0.64 | 1.04 | 1.44 | 1.84 | 2.36 |
| G1/2 | Pilot pressure | 1.04 | 1.60 | 2.12 | 2.76 | 3.88 |
| | Depilot Pressure | 0.76 | 1.28 | 1.76 | 2.20 | 2.72 |

| Maximum flow rate at 6 bar (Nl/min) | 7894 06 10 | 7894 06 13 | 7894 08 10 | 7894 08 13 | 7894 08 17 | 7894 10 17 | 7894 10 21 | 7894 12 21 |
|---|---|---|---|---|---|---|---|---|
| Adjustment direction | 250 | 475 | 240 | 585 | 875 | 940 | 1535 | 1560 |
| Return direction | 365 | 620 | 355 | 815 | 1085 | 1205 | 1860 | 1940 |

## 7892

### Piloted Non-Return Valve, Male BSPP Thread

*Technical polymer, Nickel-plated brass, NBR*



*Scan for more dimensions*

| ØD | C | References |
|---|---|---|
| 6 | G1/8 | 7892 06 10 |
| | G1/4 | 7892 06 13 |
| 8 | G1/8 | 7892 08 10 |
| | G1/4 | 7892 08 13 |
| | G3/8 | 7892 08 17 |
| 10 | G3/8 | 7892 10 17 |
| | G1/2 | 7892 10 21 |
| 12 | G1/2 | 7892 12 21 |

## 7894

### Piloted Non-Return Valve with Flow Regulator Exhaust, Male BSPP Thread

*Technical polymer, Nickel-plated brass*



*Scan for more dimensions*

| ØD | C | References |
|---|---|---|
| 6 | G1/8 | 7894 06 10 |
| | G1/4 | 7894 06 13 |
| 8 | G1/8 | 7894 08 10 |
| | G1/4 | 7894 08 13 |
| | G3/8 | 7894 08 17 |
| 10 | G3/8 | 7894 10 17 |
| | G1/2 | 7894 10 21 |
| 12 | G1/2 | 7894 12 21 |

# LEGRIS FLOW CONTROL REGULATORS



Legris flow regulators combine precision, consistent adjustment and compactness to deliver the best performance in pneumatic installations, whether mounted directly on the cylinder or in line.

## VERSION **TECHNICAL POLYMER FLOW CONTROL REGULATORS**

### Technical specifications

- **Fluids:** compressed air
- **Operating pressure:** 1 to 10 bar
- **Operating temperature:** 0°C to +70°C
- **Tube diameter:** 4 to 12 mm
- **Connection:** M3 to M5 – G1/8 to G1/2 (BSPP) – RP1/8 to 1/2 (BSPT)
- **Regulations:** RoHS, REACH, PED

Performance depends on the fluid, material and tube used.

### Component materials

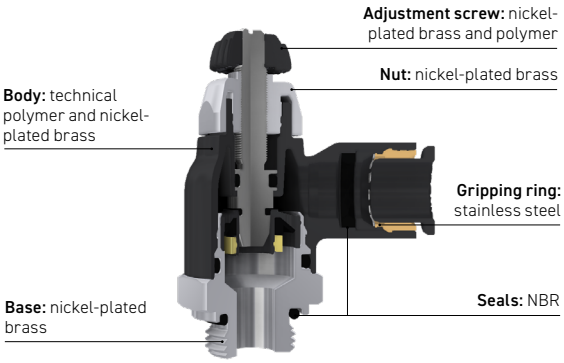


### Benefits

- **Best flow rate on the market,** optimising the speed of movement of the cylinder rod for increased productivity.
- **Precise and gradual adjustment,** ensuring flow stability over time and greater application accuracy.
- **Optimised ergonomics thanks to:**
  • A visible screw for easy adjustment without tools, with a locking mechanism to secure the setting.
  • A more compact recessed screw offering enhanced security.
- **360° orientation,** enabling flexible and simplified installation in all installations.
- **Visual identification on the product** (pneumatic symbol and letter A/B/C) for quick identification of the function.

### Recommended applications



*Precisely adjusts the air flow in the cylinder chamber for optimal control of the rod speed*



*Precisely adjusts the air flow to suit different machine equipment*

### Installation guide

| | | | | | | | |
|---|---|---|---|---|---|---|---|
| **Maximum tightening torque** (daN.m) *external screw* | Threads | M3x0.5 | M5x0.8 | G1/8 | G1/4 | G3/8 | G1/2 |
| | daN.m | 0.06 | 0.16 | 0.8 | 1.2 | 3 | 3.5 |
| **Maximum tightening torque** (daN.m) *recessed screw* | Threads | - | M5x0.8 | G1/8 | G1/4 | G3/8 | G1/2 |
| | daN.m | - | 0.1 | 0.4 | 0.5 | 0.6 | 0.7 |

## VERSION **NICKEL-PLATED BRASS/TREATED ALUMINIUM**

### Technical specifications

**Fluids:** compressed air

**Operating pressure:** 1 to 10 bar

**Operating temperature:** -25°C to +70°C

**Tube diameter:** 4 to 14 mm

**Connection:** M5 – G1/8 to G1/2 (BSPP)

**Regulations:** RoHS, REACH, PED

Performance depends on the fluid, material and tube used.

### Component materials

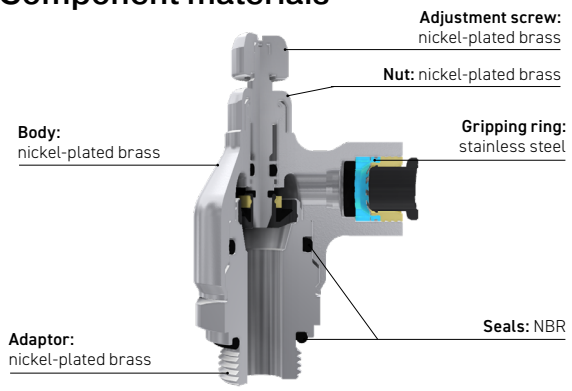


### Benefits

**Nickel-plated brass flow regulators** offer the same advantages as the technical polymer version but **can be used in aggressive environments**.

### Installation guide

| | | | | | | |
|---|---|---|---|---|---|---|
| **Maximum tightening torque** (daN.m) *external screw* | Threads | M5x0.8 | G1/8 | G1/4 | G3/8 | G1/2 |
| | daN.m | 0.16 | 0.8 | 1.2 | 3 | 3.5 |
| **Maximum tightening torque** (daN.m) *recessed screw* | Threads | M5x0.8 | G1/8 | G1/4 | G3/8 | G1/2 |
| | daN.m | 0.1 | 0.4 | 0.5 | 0.6 | 0.7 |

## VERSION **STAINLESS STEEL FLOW REGULATORS**

### Technical specifications

**Fluids:** compressed air

**Operating pressure:**
Regulators: 1 to 10 bar
In-line regulators: 1 to 40 bar

**Operating temperature:**
Regulators: 0°C to +70°C
In-line regulators: -15°C to +120°C

**Connection:** M5 - G1/8 to G1/2 (BSPP)

**Regulations:** RoHS, REACH, PED

Performance depends on the fluid, material and tube used.

### Component materials

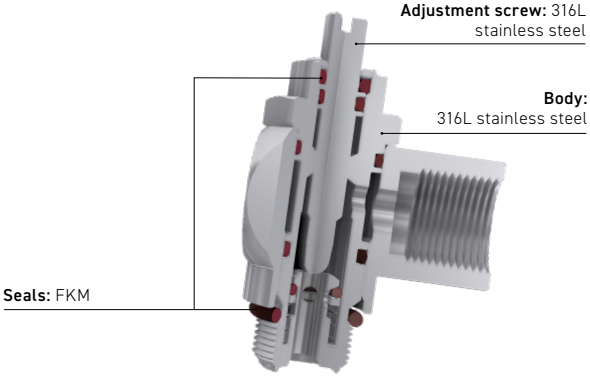


### Benefits

**Stainless steel flow regulators** offer the same advantages as the technical polymer version but **can be used in aggressive and corrosive environments**.

### Installation guide

| | | | | | | |
|---|---|---|---|---|---|---|
| **Maximum tightening torque** (daN.m) *external screw* | Threads | M5x0.8 | G1/8 | G1/4 | G3/8 | G1/2 |
| | daN.m | 0.16 | 0.8 | 1.2 | 3 | 3.5 |

# LEGRIS FLOW CONTROL REGULATORS

## Operating principle

Depending on the model, Legris flow control regulators are either unidirectional or bidirectional.
Unidirectional in type, they regulate air flow in one direction by means of an adjustable restriction and allow air to pass freely in the other direction.
Bidirectional, they allow the air flow to be adjusted in both directions.
A more precise and consistent flow rate adjustment is achieved with a regulator mounted on the cylinder exhaust.

### RECESSED SCREW MODELS

**Unidirectional exhaust model**

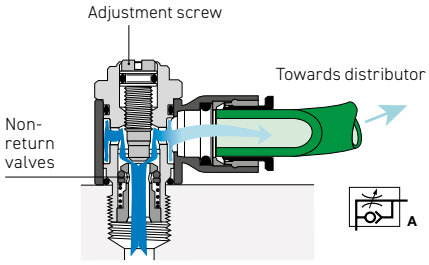


**Unidirectional supply model**

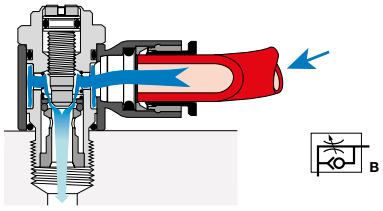


**Bidirectional model**

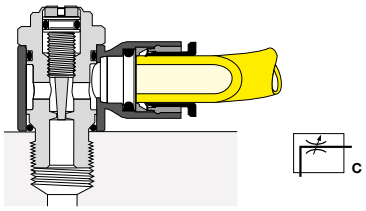


### EXTERNAL SCREW MODELS

**Unidirectional exhaust model**

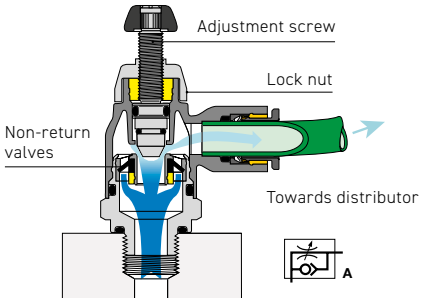


**Unidirectional supply model**

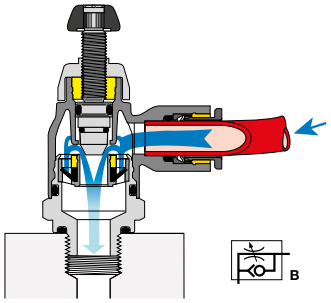


**Bidirectional model**

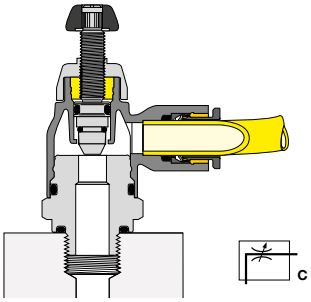


### IN-LINE MODELS

**Unidirectional model**

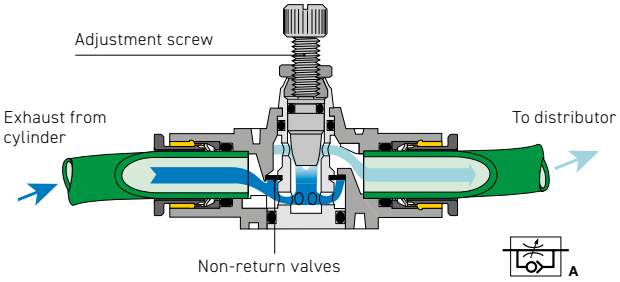


**Bidirectional model**

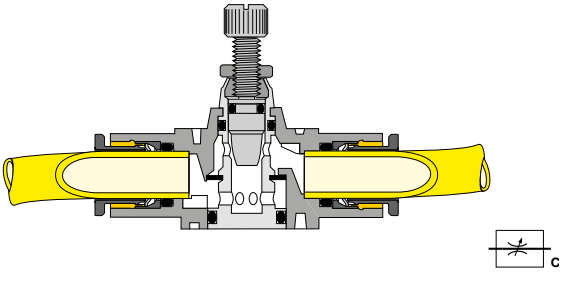


For instant visual identification, each version of Legris flow control regulator is identified by the corresponding pneumatic symbol and a letter:

- Unidirectional adjustment on exhaust: letter A
- Unidirectional adjustment on supply: letter B
- Bidirectional adjustment: letter C

## Flow control regulators in technical polymer

### 7010

**Flow Regulator exhaust Male BSPP and Metric Thread**

*Technical polymer, Nickel-plated brass, NBR*



Scan for more dimensions

| ØD | C | References |
|---|---|---|
| 4 | M5x0.8 | 7010 04 19 |
| | G1/8 | 7010 04 10 |
| 6 | M5x0.8 | 7010 06 19 |
| | G1/8 | 7010 06 10 |
| | G1/4 | 7010 06 13 |
| 8 | G1/8 | 7010 08 10 |
| | G1/4 | 7010 08 13 |
| | G3/8 | 7010 08 17 |
| 10 | G1/4 | 7010 10 13 |
| | G3/8 | 7010 10 17 |
| | G1/2 | 7010 10 21 |
| 12 | G3/8 | 7010 12 17 |
| | G1/2 | 7010 12 21 |

### 7011

**Flow Regulator Supply Male BSPP and Metric Thread**

*Technical polymer, Nickel-plated brass, NBR*



Scan for more dimensions

| ØD | C | References |
|---|---|---|
| 4 | M5x0.8 | 7011 04 19 |
| | G1/8 | 7011 04 10 |
| 6 | M5x0.8 | 7011 06 19 |
| | G1/8 | 7011 06 10 |
| | G1/4 | 7011 06 13 |
| 8 | G1/8 | 7011 08 10 |
| | G1/4 | 7011 08 13 |
| | G3/8 | 7011 08 17 |
| 10 | G1/4 | 7011 10 13 |
| | G3/8 | 7011 10 17 |

### 7012

**Bi-Directional Flow Regulator Male BSPP and Metric Thread**

*Technical polymer, Nickel-plated brass, NBR*



Scan for more dimensions

| ØD | C | References |
|---|---|---|
| 4 | M5x0.8 | 7012 04 19 |
| | G1/8 | 7012 04 10 |
| 6 | M5x0.8 | 7012 06 19 |
| | G1/8 | 7012 06 10 |
| | G1/4 | 7012 06 13 |
| 8 | G1/8 | 7012 08 10 |
| | G1/4 | 7012 08 13 |
| | G3/8 | 7012 08 17 |

### 7061

**Compact Flow Regulator Supply, Male BSPP Thread**

*Technical polymer, Nickel-plated brass, NBR*



Scan for more dimensions

| ØD | C | References |
|---|---|---|
| 4 | G1/8 | 7061 04 10 |
| 6 | G1/8 | 7061 06 10 |
| | G1/4 | 7061 06 13 |
| 8 | G1/8 | 7061 08 10 |
| | G1/4 | 7061 08 13 |
| | G3/8 | 7061 08 17 |
| 10 | G1/4 | 7061 10 13 |
| | G3/8 | 7061 10 17 |
| 12 | G1/2 | 7061 12 21 |

### 7060

**Compact Flow Regulator Exhaust, Male BSPP Thread**

*Technical polymer, Nickel-plated brass, NBR*



Scan for more dimensions

| ØD | C | References |
|---|---|---|
| 4 | G1/8 | 7060 04 10 |
| 6 | G1/8 | 7060 06 10 |
| | G1/4 | 7060 06 13 |
| 8 | G1/8 | 7060 08 10 |
| | G1/4 | 7060 08 13 |
| | G3/8 | 7060 08 17 |
| 10 | G1/4 | 7060 10 13 |
| | G3/8 | 7060 10 17 |
| 12 | G3/8 | 7060 12 17 |
| | G1/2 | 7060 12 21 |

### 7062

**Bi-Directional Compact Flow Regulator, Male BSPP Thread**

*Technical polymer, Nickel-plated brass, NBR*



Scan for more dimensions

| ØD | C | References |
|---|---|---|
| 4 | G1/8 | 7062 04 10 |
| 6 | G1/8 | 7062 06 10 |
| | G1/4 | 7062 06 13 |
| 8 | G1/8 | 7062 08 10 |
| | G1/4 | 7062 08 13 |
| | G3/8 | 7062 08 17 |

### 7065

**Compact Flow Regulator Exhaust, Male BSPT Thread**

*Technical polymer, Nickel-plated brass, NBR*



Scan for more dimensions

| ØD | C | References |
|---|---|---|
| 6 | R1/8 | 7065 06 10 |
| 8 | R1/8 | 7065 08 10 |
| | R1/4 | 7065 08 13 |
| 10 | R1/4 | 7065 10 13 |
| | R3/8 | 7065 10 17 |
| | R1/2 | 7065 10 21 |
| 12 | R1/4 | 7065 12 13 |
| | R3/8 | 7065 12 17 |
| | R1/2 | 7065 12 21 |

Pre-coated thread

### 7067

**Bi-Directional Compact Flow Regulator, Male BSPT Thread**

*Technical polymer, Nickel-plated brass, NBR*



Scan for more dimensions

| ØD | C | References |
|---|---|---|
| 4 | R1/8 | 7067 04 10 |
| 6 | R1/8 | 7067 06 10 |
| | R1/4 | 7067 06 13 |
| 8 | R1/8 | 7067 08 10 |
| | R1/4 | 7067 08 13 |
| | R3/8 | 7067 08 17 |

Pre-coated thread

### 7668

**Miniature Flow Regulator Supply, Male BSPT Thread**

*Technical polymer, Nickel-plated brass, NBR*



Scan for more dimensions

| ØD | C | References |
|---|---|---|
| 6 | R1/8 | 7668 06 10 |
| 8 | R1/8 | 7668 08 10 |
| | R1/4 | 7668 08 13 |

Pre-coated thread

## 7660

### Miniature Flow Regulator Exhaust, Male BSPP and Metric Thread

*Technical polymer, Nickel-plated brass, NBR*



*Scan for more dimensions*

| ØD | C | References |
|---|---|---|
| 3 | M3x0.5 | 7660 03 09 |
| | M5x0.8 | 7660 03 19 |
| 4 | M3x0.5 | 7660 04 09 |
| | M5x0.8 | 7660 04 19 |
| | G1/8 | 7660 04 10 |
| 6 | M5x0.8 | 7660 06 19 |
| | G1/8 | 7660 06 10 |
| | G1/4 | 7660 06 13 |
| 8 | G1/8 | 7660 08 10 |
| | G1/4 | 7660 08 13 |
| | G3/8 | 7660 08 17 |

## 7665

### Miniature Flow Regulator Exhaust, Male BSPT Thread

*Technical polymer, Nickel-plated brass, NBR*



*Scan for more dimensions*

| ØD | C | References |
|---|---|---|
| 4 | R1/8 | 7665 04 10 |
| 6 | R1/8 | 7665 06 10 |
| | R1/4 | 7665 06 13 |
| | R3/8 | 7665 06 17 |
| 8 | R1/8 | 7665 08 10 |
| | R1/4 | 7665 08 13 |
| | R3/8 | 7665 08 17 |

Pre-coated thread

## 7662

### Bi-Directional Miniature Flow Regulator, Male BSPP and Metric Thread

*Technical polymer, Nickel-plated brass, NBR*



*Scan for more dimensions*

| ØD | C | References |
|---|---|---|
| 4 | M5x0.8 | 7662 04 19 |
| | G1/8 | 7662 04 10 |
| 6 | M5x0.8 | 7662 06 19 |
| | G1/8 | 7662 06 10 |
| | G1/4 | 7662 06 13 |

## 7669

### Miniature Flow Regulator Supply, Male BSPP and Metric Thread

*Technical polymer, Nickel-plated brass, NBR*



*Scan for more dimensions*

| ØD | C | References |
|---|---|---|
| 3 | M3x0.5 | 7669 03 09 |
| | M5x0.8 | 7669 03 19 |
| 4 | M5x0.8 | 7669 04 19 |
| | G1/8 | 7669 04 10 |
| 6 | M5x0.8 | 7669 06 19 |
| | G1/8 | 7669 06 10 |
| | G1/4 | 7669 06 13 |
| 8 | G1/8 | 7669 08 10 |
| | G1/4 | 7669 08 13 |
| | G3/8 | 7669 08 17 |

## 7040

### Compact Flow Regulator Swivel Outlet Exhaust, Male BSPP Thread

*Technical polymer, Nickel-plated brass, NBR*



*Scan for more dimensions*

| ØD | C | References |
|---|---|---|
| 6 | G1/8 | 7040 06 10 |
| | G1/4 | 7040 06 13 |
| 8 | G1/8 | 7040 08 10 |
| | G1/4 | 7040 08 13 |
| | G3/8 | 7040 08 17 |
| 10 | G1/4 | 7040 10 13 |
| | G3/8 | 7040 10 17 |
| 12 | G3/8 | 7040 12 17 |
| | G1/2 | 7040 12 21 |

## 7640

### Miniature Swivel Outlet Flow Regulator Exhaust, Male BSPP and Metric Thread

*Technical polymer, Nickel-plated brass, NBR*



*Scan for more dimensions*

| ØD | C | References |
|---|---|---|
| 4 | M5x0.8 | 7640 04 19 |
| | G1/8 | 7640 04 10 |
| 6 | M5x0.8 | 7640 06 19 |
| | G1/8 | 7640 06 10 |

## 7649

### Miniature Swivel Outlet Flow Regulator Supply, Male BSPP and Metric Thread

*Technical polymer, Nickel-plated brass, NBR*



*Scan for more dimensions*

| ØD | C | References |
|---|---|---|
| 4 | M5x0.8 | 7649 04 19 |
| 6 | M5x0.8 | 7649 06 19 |
| | G1/8 | 7649 06 10 |

## 7770

### In-Line One-Way Flow Regulator

*Technical polymer, Nickel-plated brass, NBR*



*Scan for more dimensions*

| ØD | References |
|---|---|
| 4 | 7770 04 00 |
| 6 | 7770 06 00 |
| 8 | 7770 08 00 |
| 10 | 7770 10 00 |
| 12 | 7770 12 00 |

## 7772

### Bi-Directional In-Line Flow Regulator

*Technical polymer, Nickel-plated brass, NBR*



*Scan for more dimensions*

| ØD | References |
|---|---|
| 4 | 7772 04 00 |
| 6 | 7772 06 00 |
| 8 | 7772 08 00 |

## 7776

### Panel-Mountable In-Line One-Way Flow Regulator

*Technical polymer, Nickel-plated brass, NBR*



*Scan for more dimensions*

| ØD | References |
|---|---|
| 4 | 7776 04 00* |
| 6 | 7776 06 00* |
| 8 | 7776 08 00 |
| 10 | 7776 10 00 |
| 12 | 7776 12 00 |

* Ultrafine adjustment

## 7771

### In-Line One-Way Flow Regulator, Female BSPP Thread

*Technical polymer, Nickel-plated brass, NBR*



*Scan for more dimensions*

| C | References |
|---|---|
| G1/8 | 7771 10 10 |
| G1/4 | 7771 13 13 |
| G3/8 | 7771 17 17 |
| G1/2 | 7771 21 21 |

## 7000

### Joining Clips

*Technical polymer*



*Scan for more dimensions*

| ØD | References |
|---|---|
| 4 | 7000 00 04 |
| 6-8 | 7000 00 05 |
| 10-12 | 7000 00 06 |

To be used with 7770,7771,7772 and 7776 series.

## 7030

### Compact Plug-In Flow Regulator, Exhaust

*Technical polymer, Nickel-plated brass, NBR*



*Scan for more dimensions*

| ØD | References |
|---|---|
| 6 | 7030 06 00 |
| 8 | 7030 08 00 |
| 12 | 7030 12 00 |

## 7031

### Compact Plug-In Flow Regulator, Supply

*Technical polymer, Nickel-plated brass, NBR*



*Scan for more dimensions*

| ØD | References |
|---|---|
| 6 | 7031 06 00 |
| 8 | 7031 08 00 |

## 7630

### Miniature Plug-In Flow Regulator, Exhaust

*Technical polymer, Nickel-plated brass, NBR*



*Scan for more dimensions*

| ØD | References |
|---|---|
| 4 | 7630 04 00 |
| 6 | 7630 06 00 |

## 7631

### Miniature Plug-In Flow Regulator, Supply

*Technical polymer, Nickel-plated brass, NBR*



*Scan for more dimensions*

| ØD | References |
|---|---|
| 4 | 7631 04 00 |
| 6 | 7631 06 00 |

## Flow control regulators in nickel-plated brass / treated aluminium

### 7130
**Flow Regulator, Exhaust, Male BSPP and Metric Thread**

*Nickel-plated brass, NBR*



*Scan for more dimensions*

| ØD | C | References |
|---|---|---|
| 4 | M5x0.8 | 7130 04 19 |
| | G1/8 | 7130 04 10 |
| 6 | M5x0.8 | 7130 06 19 |
| | G1/8 | 7130 06 10 |
| | G1/4 | 7130 06 13 |
| 8 | G1/8 | 7130 08 10 |
| | G1/4 | 7130 08 13 |
| | G3/8 | 7130 08 17 |
| 10 | G1/4 | 7130 10 13 |
| | G3/8 | 7130 10 17 |
| | G1/2 | 7130 10 21 |
| 12 | G3/8 | 7130 12 17 |
| | G1/2 | 7130 12 21 |

### 7140
**Flow Regulator Exhaust, Male/ Female BSPP and Metric Thread**

*Nickel-plated brass, NBR*



*Scan for more dimensions*

| C | References |
|---|---|
| M5x0.8 | 7140 19 19 |
| G1/8 | 7140 10 10 |
| G1/4 | 7140 13 13 |
| G3/8 | 7140 17 17 |
| G1/2 | 7140 21 21 |

### 7160
**Flow Regulator with Brass Compression Fitting, Exhaust, Male BSPP Thread**

*Nickel-plated brass, NBR*



*Scan for more dimensions*

| ØD | C | References |
|---|---|---|
| 4 | G1/8 | 7160 04 10 |
| 6 | G1/8 | 7160 06 10 |
| 8 | G1/8 | 7160 08 10 |
| | G1/4 | 7160 08 13 |
| 10 | G3/8 | 7160 10 17 |
| 12 | G1/2 | 7160 12 21 |

### 7100
**Compact Flow Regulator, Exhaust, Male BSPP Thread**

*Nickel-plated brass, NBR*



*Scan for more dimensions*

| ØD | C | References |
|---|---|---|
| 4 | G1/8 | 7100 04 10 |
| 6 | G1/8 | 7100 06 10 |
| | G1/4 | 7100 06 13 |
| 8 | G1/8 | 7100 08 10 |
| | G1/4 | 7100 08 13 |
| | G3/8 | 7100 08 17 |
| 10 | G1/4 | 7100 10 13 |
| | G3/8 | 7100 10 17 |
| 12 | G3/8 | 7100 12 17 |
| | G1/2 | 7100 12 21 |
| 14 | G1/2 | 7100 14 21 |

### 7101
**Compact Flow Regulator, Supply, Male BSPP Thread**

*Nickel-plated brass, NBR*



*Scan for more dimensions*

| ØD | C | References |
|---|---|---|
| 4 | G1/8 | 7101 04 10 |
| 6 | G1/8 | 7101 06 10 |
| | G1/4 | 7101 06 13 |
| 8 | G1/8 | 7101 08 10 |
| | G1/4 | 7101 08 13 |

### 7680
**Compact Flow Regulator, Exhaust, Male BSPP Thread**

*Nickel-plated brass, NBR*



*Scan for more dimensions*

| ØD | C | References |
|---|---|---|
| 6 | G1/8 | 7680 06 10 |
| 8 | G1/8 | 7680 08 10 |
| | G1/4 | 7680 08 13 |
| 10 | G3/8 | 7680 10 17 |

### 7110
**Compact Flow Regulator Exhaust, Male/Female BSPP Thread**

*Nickel-plated brass, NBR*



*Scan for more dimensions*

| C | References |
|---|---|
| G1/8 | 7110 10 10 |
| G1/4 | 7110 13 13 |
| G3/8 | 7110 17 17 |
| G1/2 | 7110 21 21 |

### 7111
**Compact Flow Regulator Supply, Male/Female BSPP Thread**

*Nickel-plated brass, NBR*



*Scan for more dimensions*

| C | References |
|---|---|
| G1/8 | 7111 10 10 |
| G1/4 | 7111 13 13 |

## 7180

### Miniature Flow Regulator Exhaust, Male BSPP and Metric Thread

*Nickel-plated brass, NBR*



*Scan for more dimensions*

| ØD | C | References |
|---|---|---|
| 4 | M5x0.8 | 7180 04 19 |
| | G1/8 | 7180 04 10 |
| 6 | M5x0.8 | 7180 06 19 |
| | G1/8 | 7180 06 10 |
| 8 | G1/8 | 7180 08 10 |

## 7190

### Miniature Flow Regulator Exhaust, Male/ Female BSPP and Metric Thread

*Nickel-plated brass, NBR*



*Scan for more dimensions*

| C | References |
|---|---|
| M5x0.8 | 7190 19 19 |
| G1/8 | 7190 10 10 |

## 7170

### Panel-Mountable In-Line Flow Regulator, Female BSPP and Metric Thread

*Treated aluminium, NBR, brass*



*Scan for more dimensions*

| C | References |
|---|---|
| M5x0.8 | 7170 19 19 |
| G1/8 | 7170 10 10 |
| G1/4 | 7170 13 13 |
| G3/8 | 7170 17 17 |
| G1/2 | 7170 21 21 |

## Flow control regulators in stainless steel

## 7810

### Flow Regulator Exhaust, Male/ Female BSPP and Metric Thread

*Stainless steel 316L, FKM*



*Scan for more dimensions*

| C | References |
|---|---|
| M5x0.8 | 7810 19 19 |
| G1/8 | 7810 10 10 |
| G1/4 | 7810 13 13 |
| G3/8 | 7810 17 17 |
| G1/2 | 7810 21 21 |

## 7812

### Bi-Directional Flow Regulator, Male/ Female BSPP and Metric Thread

*Stainless steel 316L, FKM*



*Scan for more dimensions*

| C | References |
|---|---|
| M5x0.8 | 7812 19 19 |
| G1/8 | 7812 10 10 |
| G1/4 | 7812 13 13 |
| G3/8 | 7812 17 17 |
| G1/2 | 7812 21 21 |

## 7820

### In-Line One-Way Flow Regulator, Female BSPP Thread

*Stainless steel 316L, FKM*



*Scan for more dimensions*

| DN | C | References |
|---|---|---|
| 7 | G1/8 | 7820 00 10 |
| 7 | G1/4 | 7820 00 13 |
| 9 | G3/8 | 7820 00 17 |
| 12 | G1/2 | 7820 00 21 |

## 7822

### Bi-Directional In-Line Flow Regulator, Female BSPP Thread

*Stainless steel 316L, FKM*



*Scan for more dimensions*

| DN | C | References |
|---|---|---|
| 7 | G1/8 | 7822 00 10 |
| 7 | G1/4 | 7822 00 13 |
| 9 | G3/8 | 7822 00 17 |
| 12 | G1/2 | 7822 00 21 |



# 7010
7011
7012

## 7010

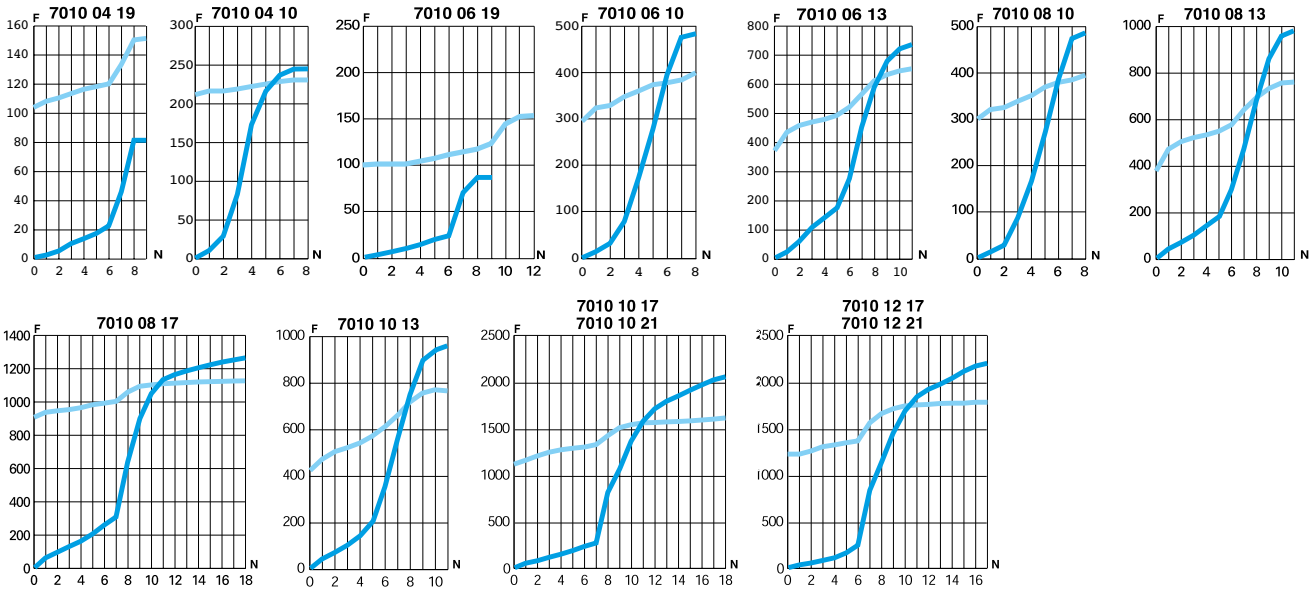


## 7011

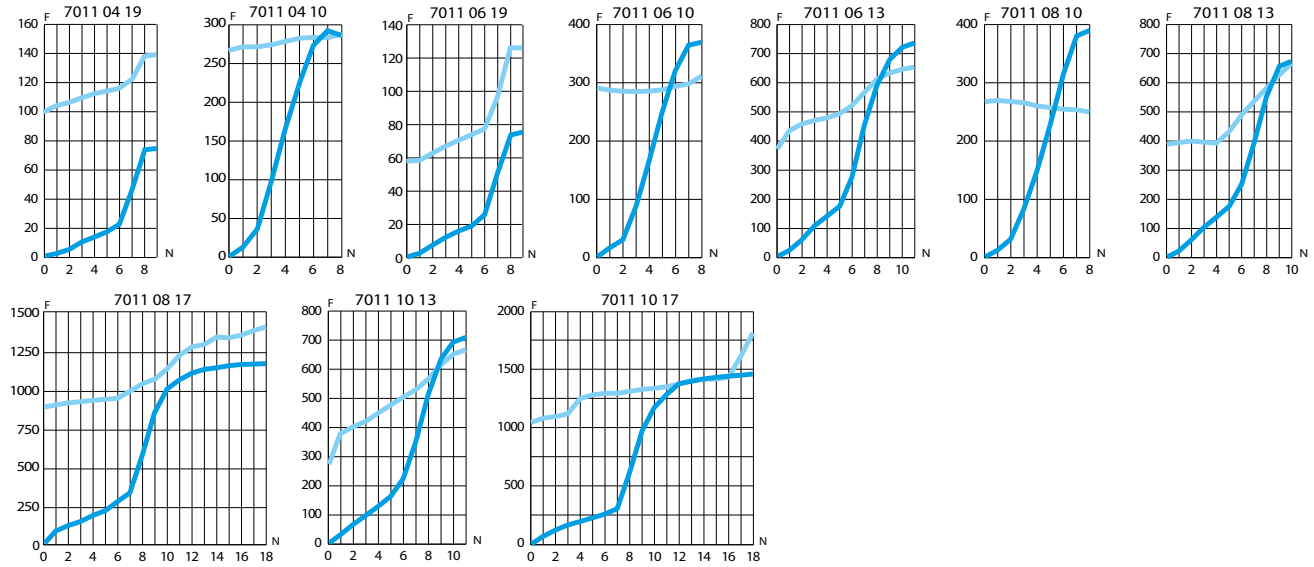


## 7012

**Flow characteristics for model 7012:**
- exhaust version (see model 7010, direction of adjustment)
- supply version (see model 7011, direction of adjustment)

6 bar

Direction of adjustment
Return

**F:** Flow in Nl/min
**N:** Number of turns



# 7060
# 7061
# 7062

## 7060

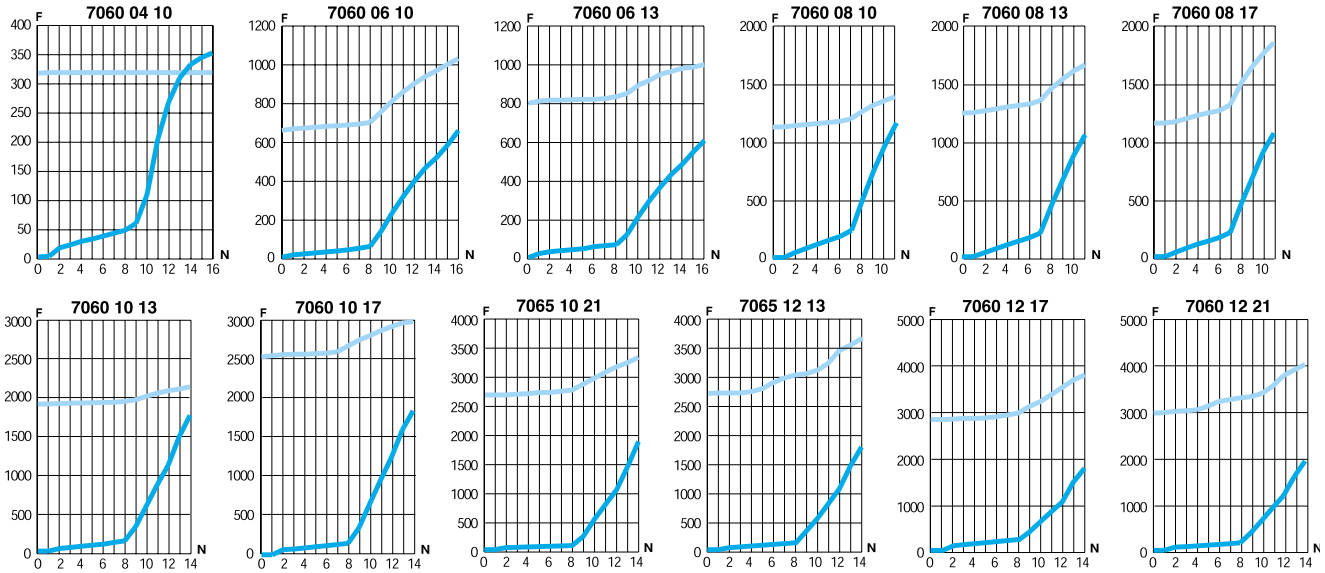


## 7061

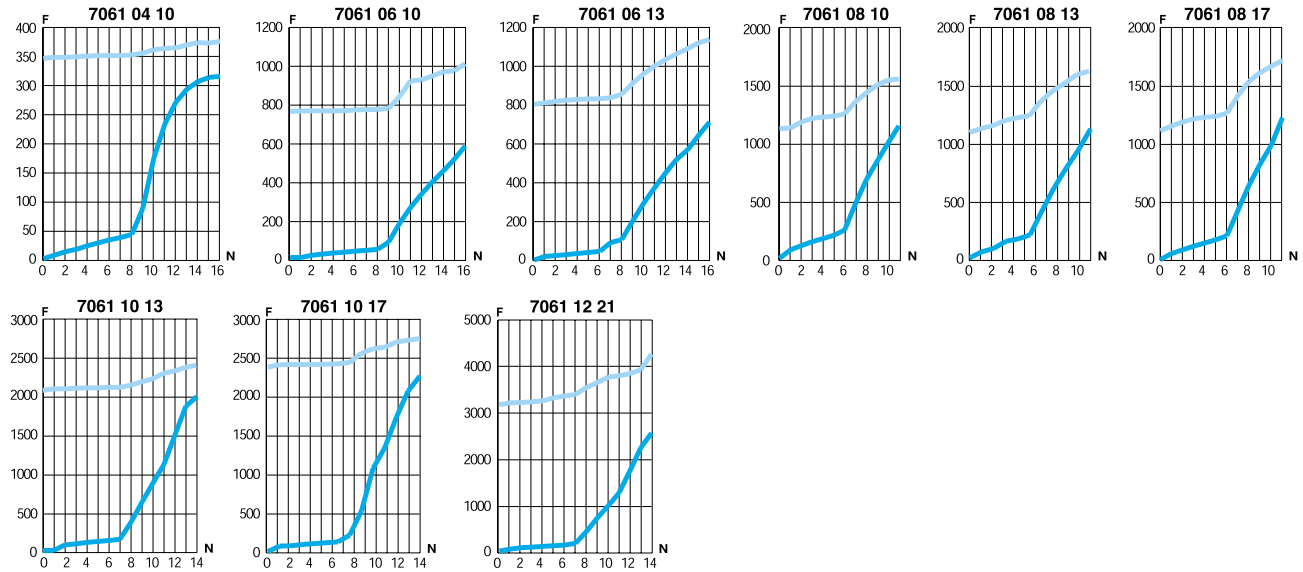


## 7062

**Flow characteristics for model 7062:**
- exhaust version (see model 7060, direction of adjustment)
- supply version (see model 7061, direction of adjustment)



# 7660
# 7669
# 7662

## 7660

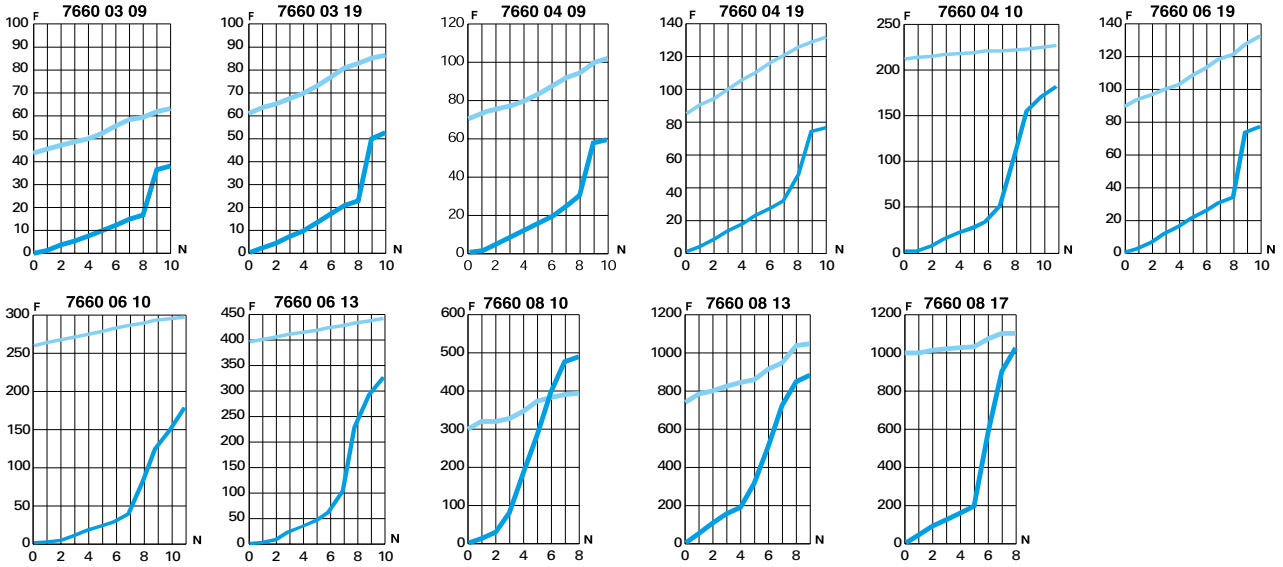


## 7669

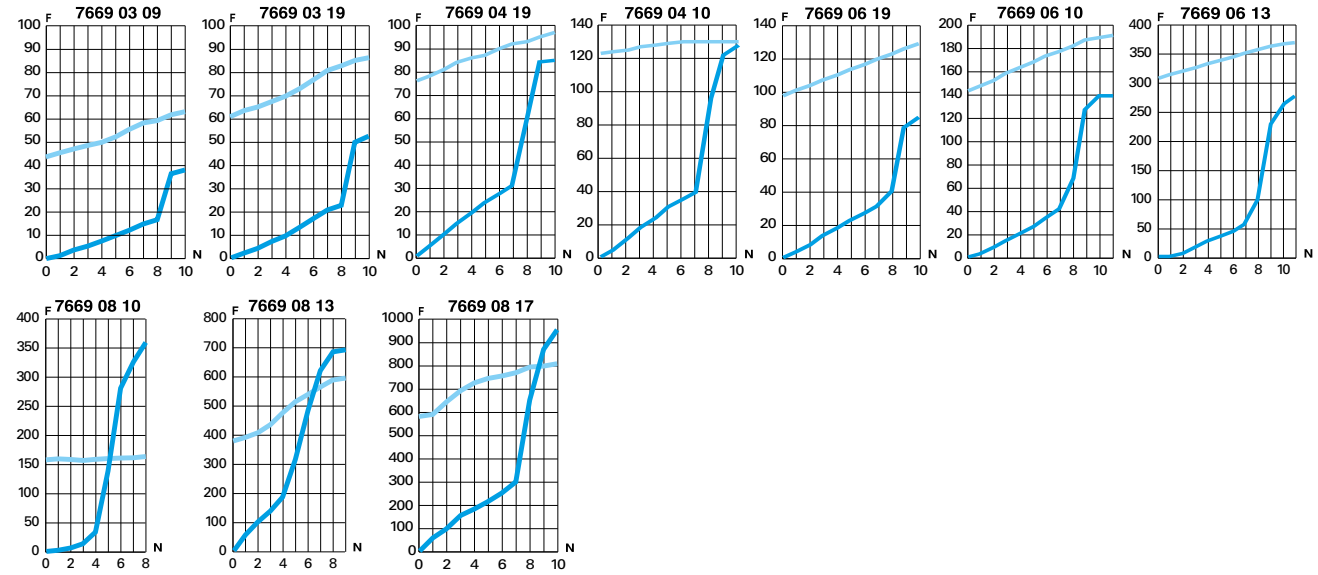


## 7662

**Flow characteristics for model 7662:**
- exhaust version: see model 7660, direction of adjustment
- supply version: see model 7669, direction of adjustment

6 bar

Direction of adjustment
Return

**F:** Flow in Nl/min
**N:** Number of turns



# 7640
# 7649

## 7640

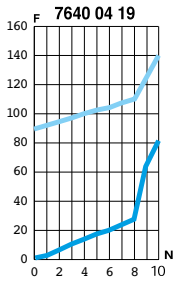


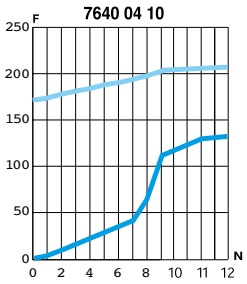


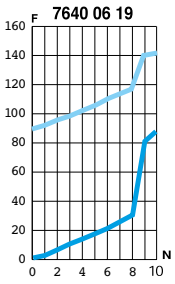


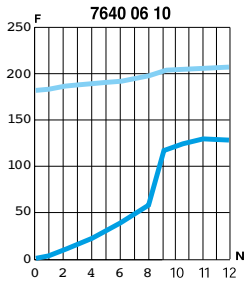


## 7649

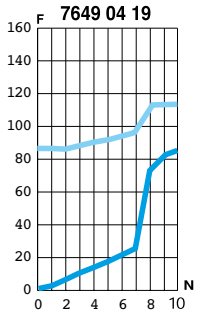


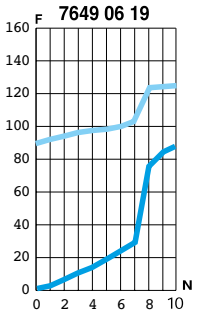


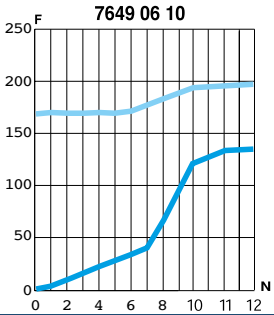




# 7771

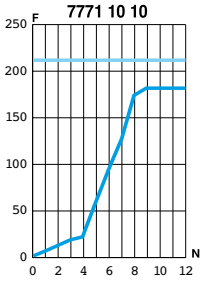


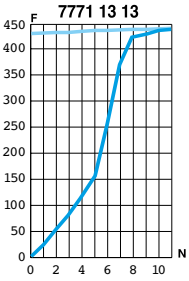


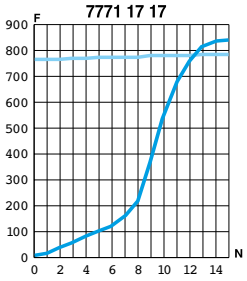


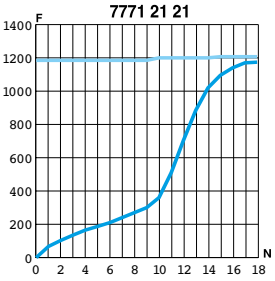




# 7020

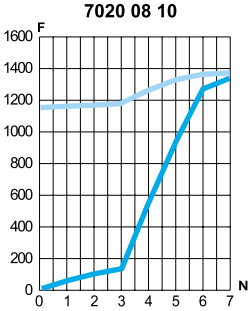



## 7770

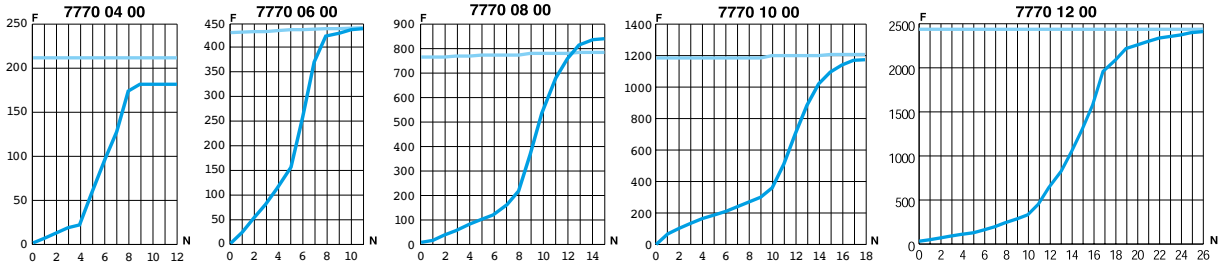




## 7776

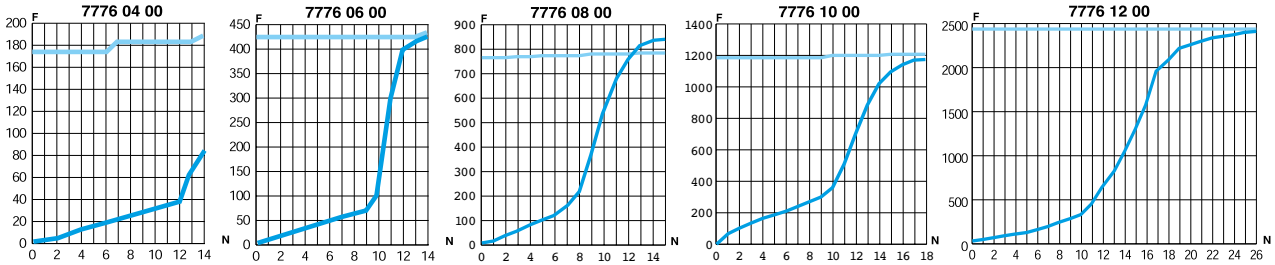




## 7030
## 7031

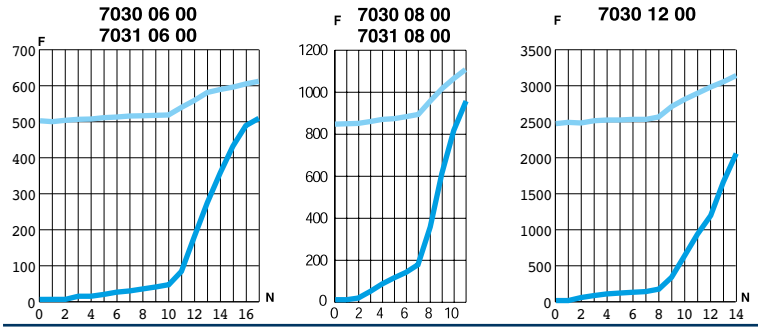




## 7630
## 7631

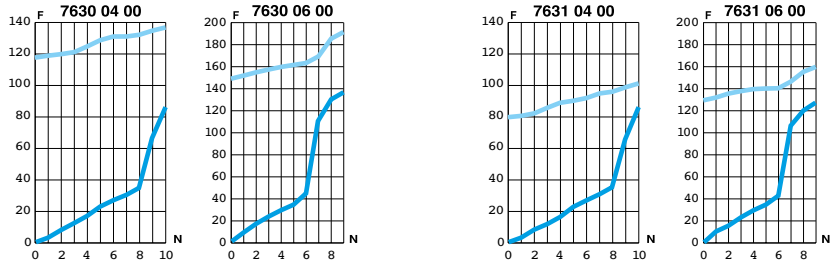


6 bar

Direction of adjustment

Return

**F:** Flow in Nl/min

**N:** Number of turns



# 7065
# 7067

## 7065

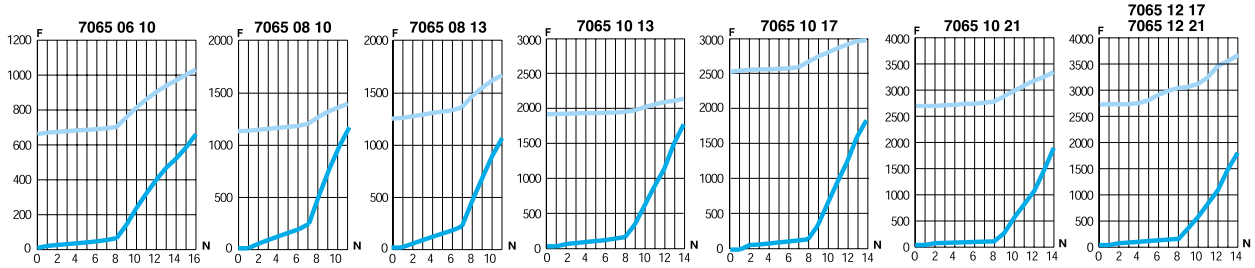


## 7067

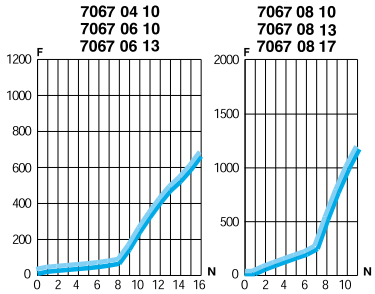




# 7665
# 7668

## 7665

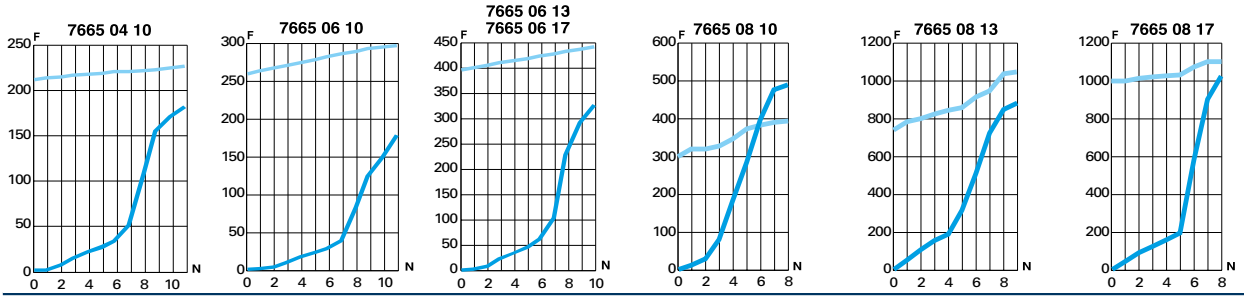


## 7668

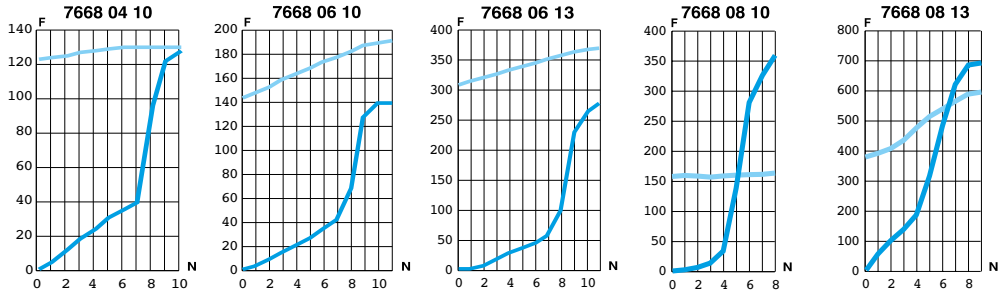



## 7045

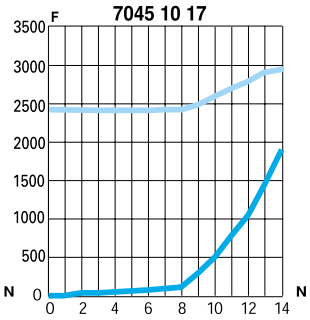




## 7130

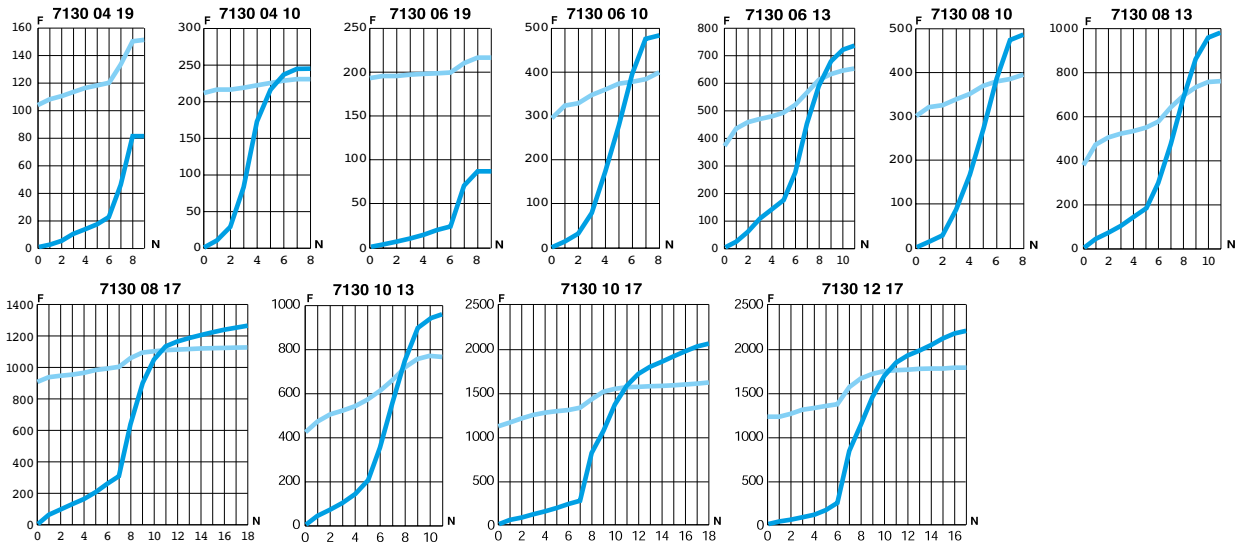


6 bar

Direction of adjustment

Return

**F:** Flow in Nl/min

**N:** Number of turns



## 7140

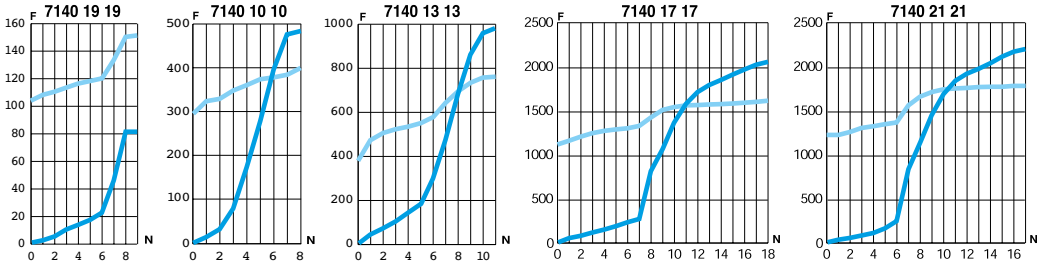
7140 19 19
7140 10 10
7140 13 13
7140 17 17
7140 21 21
F
N



## 7160

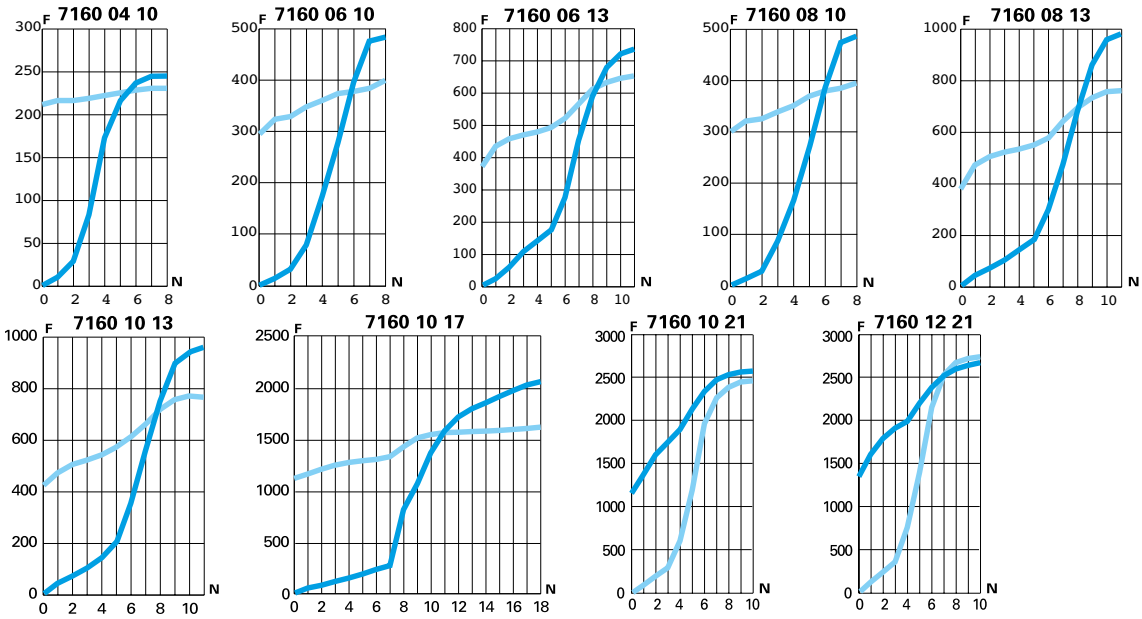
7160 04 10
7160 06 10
7160 06 13
7160 08 10
7160 08 13
7160 10 13
7160 10 17
7160 10 21
7160 12 21
F
N



# 7100
# 7101

## 7100

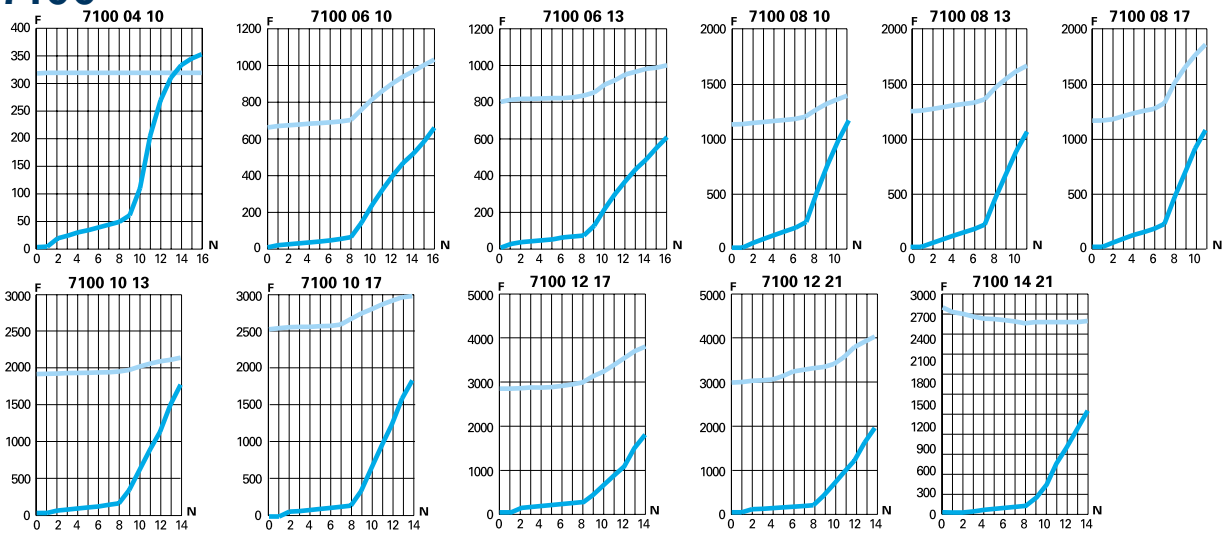


## 7101

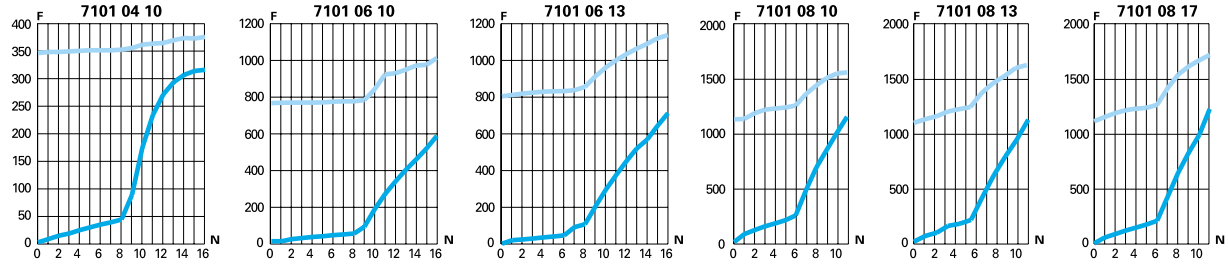




# 7680

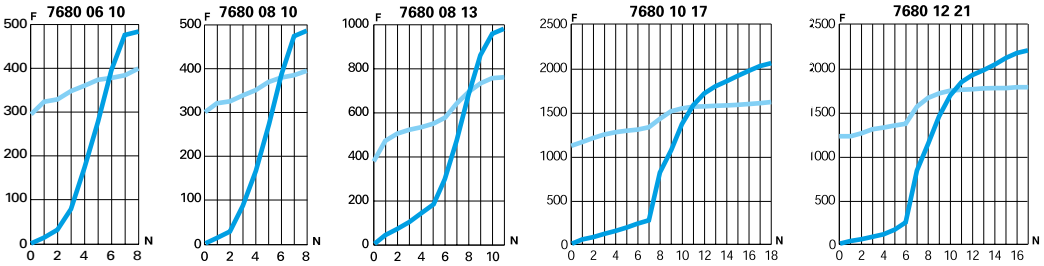


6 bar

Direction of adjustment

Return

**F:** Flow in Nl/min

**N:** Number of turns



## 7180

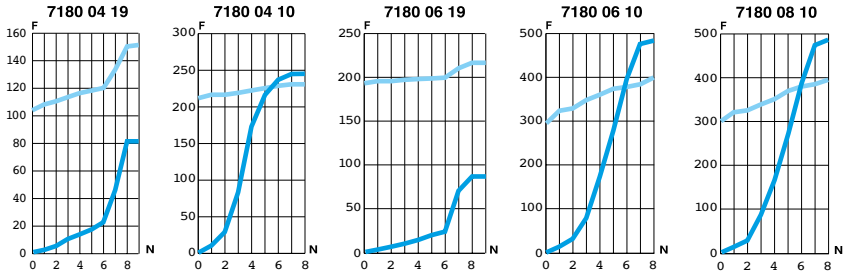




## 7110
## 7111

### 7110

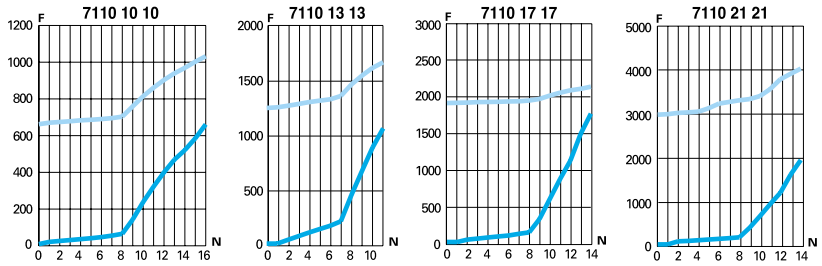


### 7111

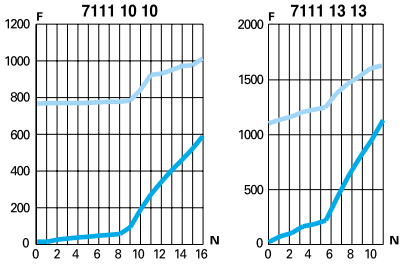




## 7170

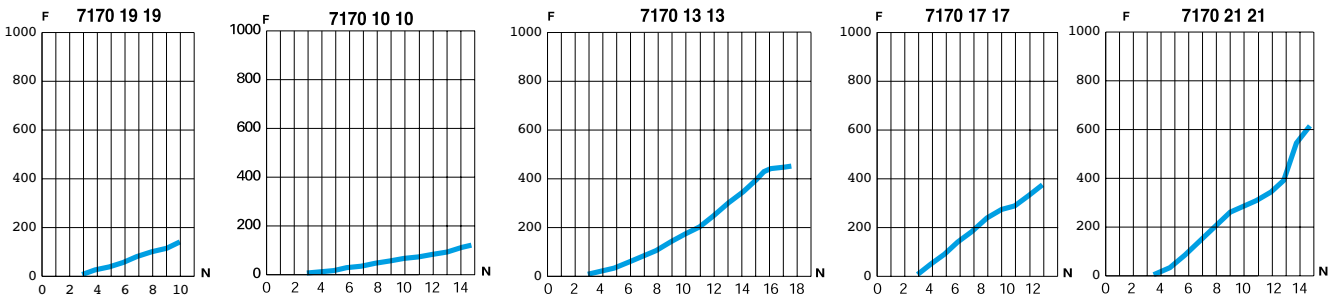

# LEGRIS QUICK-EXHAUST VALVES



Legris metal quick-exhaust valves, available in various materials, cover a wide range of applications. They increase productivity by quickly releasing compressed air to speed up the return of the cylinder rod.

## Technical specifications

**Fluids:** compressed air

**Operating pressure:** 2 to 10 bar (except 7910 from 0.7 to 10 bar)

**Operating temperature:** -20°C to +120°C

**Connection:** M5 – G1/8 to G1 and R1/8 to R1/2

**Regulations:** RoHS, REACH, PED

Performance depends on the fluids, materials and tube used.

## Component materials




## Benefits

- **Available in nickel-plated brass, treated aluminium and stainless steel,** to suit all environments.
- **The rapid return of the cylinder rod** reduces cycle times and increases productivity.
- The treated aluminium versions are equipped with an **integrated silencer** to reduce noise pollution for users.

## Recommended applications



*Rapid air release optimises the responsiveness of the cylinder*

## Operating principle

**Mounting on cylinder**

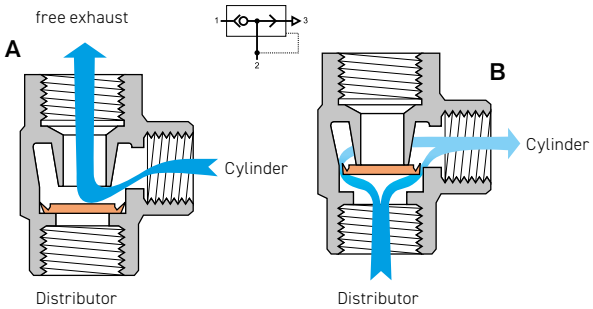


## Installation guide

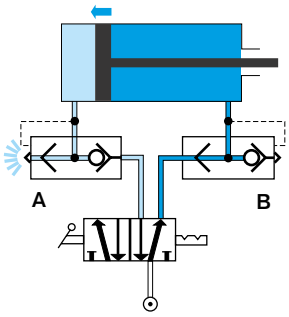


| **Maximum tightening torque** (daN.m) *external screw* | Threads | G1/8 | G1/4 | G3/8 |
|---|---|---|---|---|
| | daN.m | 0.4 | 0.5 | 0.6 |

## 7970

### Elbow Quick Exhaust Valve, Female BSPP and Metric Thread

*Nickel-plated brass*



*Scan for more dimensions*

| C | References |
|---|---|
| M5x0.8 | 7970 19 19 |
| G1/8 | 7970 10 10 |
| G1/4 | 7970 13 13 |
| G3/8 | 7970 17 17 |
| G1/2 | 7970 21 21 |
| G3/4 | 7970 27 27 |
| G1 | 7970 34 34 |

## 7971

### Straight Quick Exhaust Valve, Male BSPT/Female BSPP Thread

*Treated aluminium*



*Scan for more dimensions*

| C | C1 | References |
|---|---|---|
| G1/8 | R1/8 | 7971 10 10 |
| G1/4 | R1/4 | 7971 13 13 |
| G3/8 | R3/8 | 7971 17 17 |
| G1/2 | R1/2 | 7971 21 21 |

Noise level:
7971 10 10: 70 dBa
7971 13 13: 70 dBa
7971 17 17: 72 dBa
7971 21 21: 88 dBa

## 7899

### Quick Exhaust Valve, Female BSPP Thread

*Stainless steel 316L*



*Scan for more dimensions*

| DN | C | References |
|---|---|---|
| 7 | G1/8 | 7899 00 10 |
| | G1/4 | 7899 00 13 |
| 9 | G3/8 | 7899 00 17 |
| 12 | G1/2 | 7899 00 21 |
| 18 | G3/4 | 7899 00 27 |
| | G1 | 7899 00 34 |

# LEGRIS PRESSURE REGULATOR FITTINGS



Legris pressure regulators ensure energy savings by regulating the pressure in the chamber of a pneumatic cylinder.

## Technical specifications

**Fluids:** compressed air

**Operating pressure:** Upstream pressure: 1 to 16 bar, downstream pressure: 1 to 8 bar

**Operating temperature:** -10°C to +70°C

**Diameter:** 4 to 10 mm

**Connection:** G1/8 to G3/8 (BSPP)

**Regulations:** RoHS, REACh, PED

Performance depends on the fluid, material and tube used.

## Component materials

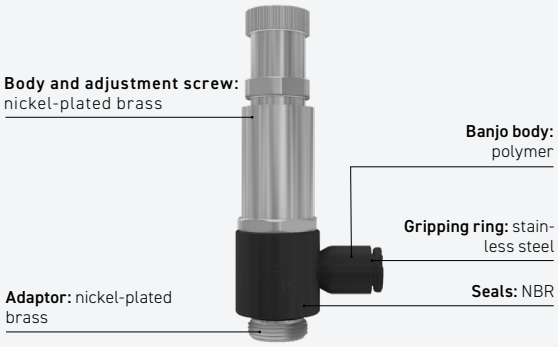


## Benefits

- **Precise adjustment and locking of the setpoint,** preventing any accidental misadjustment.
- **Simplified installation** thanks to a numbered mark on the screw, making it easy to set the desired pressure.
- **Can be connected in series,** allowing the appropriate supply pressure to be distributed to each piece of equipment.
- **Ideal for applications** requiring precise control of cylinder force (marking, fitting, crimping, etc.).

## Recommended applications



*Precisely controls the pressure in the cylinder chamber to adjust the force of the rod*

## Operating principle

**Installation upstream of the distributor**

Adjustment of the supply pressure in both chambers of the cylinder

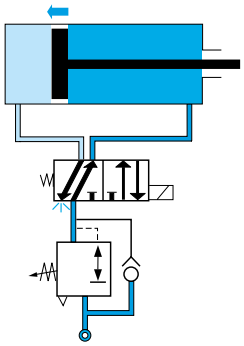

**Installation downstream of the distributor**

**Phase 1:** adjustment of the supply pressure at the inlet

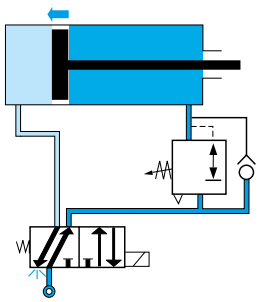

**Phase 2:** does not interfere with conventional exhaust through the distributor

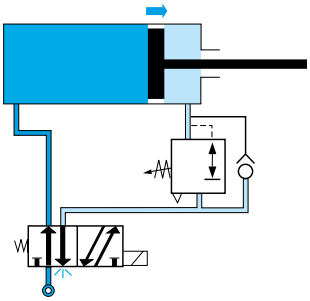

## User guide

### Flow characteristics at 7 bar (Nl/min)

**G1/8 models**

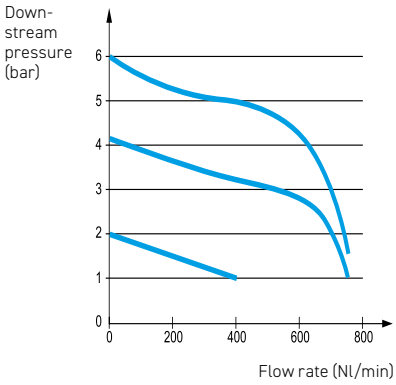


**G1/4 models**

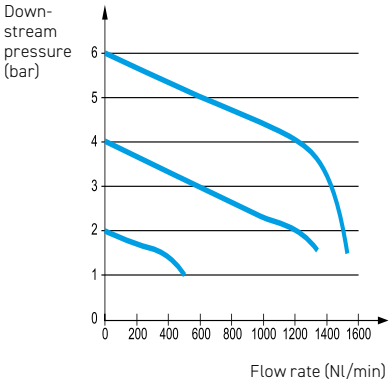


**G3/8 models**

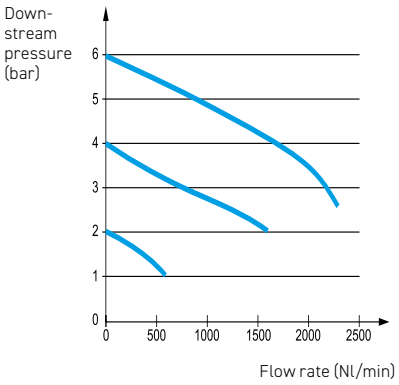


## 7300

### Pressure Regulator, Male BSPP Thread

*Technical polymer, Nickel-plated brass, NBR*



*Scan for more dimensions*

| ØD | C | References |
|---|---|---|
| 4 | G1/8 | 7300 04 10 |
| 6 | G1/8 | 7300 06 10 |
| | G1/4 | 7300 06 13 |
| 8 | G1/8 | 7300 08 10 |
| | G1/4 | 7300 08 13 |
| 10 | G1/4 | 7300 10 13 |

# LEGRIS PRESSURE REDUCER FITTINGS



Legris pressure reducers ensure energy savings by limiting the pressure in a pneumatic system.

## Technical specifications

**Fluids:** compressed air

**Operating pressure:** 1 to 15 bar

**Operating temperature:** -10°C to +80°C

**Connection:** G1/4 (BSPP)

**Regulations:** RoHS, REACh, PED

Performance depends on the fluid, material and tube used.

## Component materials

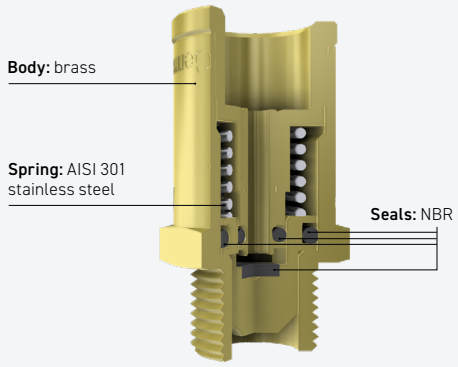


## Benefits

**Optimises pressure to the minimum value necessary** to provide sufficient pressure while controlling energy consumption.

## Recommended applications



*Ensures stable and secure pressure for the air supply to a blowgun*

## User guide

| References | | Inlet pressure in bar | | | | | Maximum flow rate in l/min P1 = 15 bar |
|---|---|---|---|---|---|---|---|
| | | 6 bar | 8 bar | 10 bar | 12 bar | 15 bar | |
| DRV13/20 | Output pressure in bar (tolerance ± 0.5 bar) | 1.55 | 1.85 | 2.05 | 2.25 | 2.55 | 300 |
| DRV13/30 | | 2.45 | 2.70 | 2.95 | 3.20 | 3.65 | 360 |
| DRV13/40 | | 3.65 | 3.80 | 4.00 | 4.15 | 4.45 | 380 |
| DRV13/50 | | 4.45 | 4.65 | 4.85 | 5.05 | 5.35 | 390 |
| DRV13/60 | | 5.40 | 5.55 | 5.70 | 5.90 | 6.20 | 405 |
| DRV13/70 | | - | 7.50 | 7.60 | 7.70 | 8.00 | 414 |
| DRV13/80 | | - | - | 7.70 | 7.95 | 8.20 | 420 |
| DRV13/100 | | - | - | - | 9.90 | 10.15 | 480 |

## DRV

### Pressure Reducing Valve

*Brass*



*Scan for more dimensions*

| A1 | A1 | References |
|---|---|---|
| G1/4 | G1/4 | DRV13/20 |
| G1/4 | G1/4 | DRV13/30 |
| G1/4 | G1/4 | DRV13/40 |
| G1/4 | G1/4 | DRV13/50 |
| G1/4 | G1/4 | DRV13/60 |
| G1/4 | G1/4 | DRV13/70 |
| G1/4 | G1/4 | DRV13/80 |

# LEGRIS SNAP FITTINGS



Legris snap fittings facilitate maintenance and contribute to energy savings. They enable an upstream pneumatic circuit to be vented before any work is carried out, without emptying the entire equipment.

## Technical specifications

**Fluids:** compressed air

**Operating pressure:** 0 to 10 bar

**Operating temperature:** -20°C to +80°C

**Tube diameter:** 6 to 10 mm
**Nominal diameter:** 5 to 7.3 mm

**Connection:** G1/8 to G3/8 (BSPP)

**Regulations:** RoHS, REACh, PED

Performance depends on the fluid, material and tube used.

## Component materials

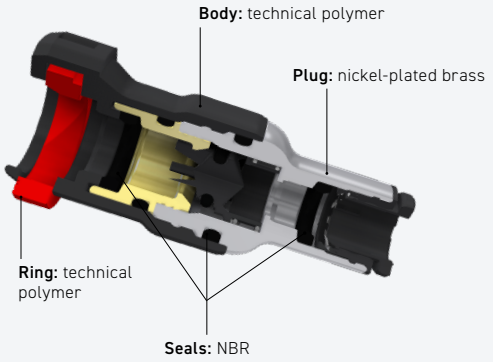


## Benefits

- **Enables partial venting of the installation,** resulting in energy savings and time savings during maintenance operations.
- The absence of pressure in the circuit ensures the **safety of people working on the pneumatic installation**.
- The connection indicator, via an audible click, ensures that the plug is correctly inserted into the fitting.

## Recommended applications



*Facilitates maintenance operations for quick and safe interventions*

## Operating principle

**Closed circuit**

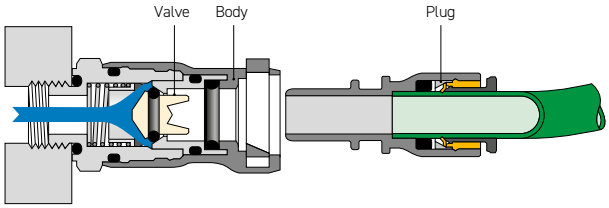


**Open circuit**

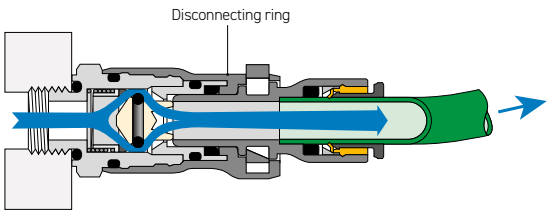

## Installation guide

| Maximum tightening torque (daN.m) | Thread | | |
|---|---|---|---|
| | G1/8 | G1/4 | G3/8 |
| | 0.8 | 1.2 | 3 |

## User guide

**Flow characteristics - pressure drop**

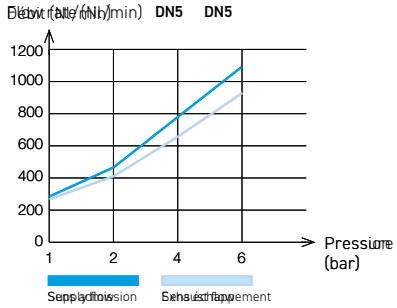


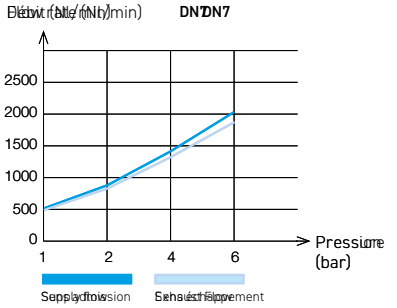


## 7926

### Body with Push-In Connection

*Technical polymer, Nickel-plated brass, NBR*



*Scan for more dimensions*

| DN | ØD | References |
|---|---|---|
| 5 | 6 | 7926 05 06 |
| 5 | 8 | 7926 05 08 |
| 7.3 | 10 | 7926 07 10 |

## 7960

### Straight Probe, Push-In Connection

*Technical polymer, NBR*



*Scan for more dimensions*

| DN | ØD | References |
|---|---|---|
| 5 | 6 | 7960 05 06 |
| 5 | 8 | 7960 05 08 |
| 7.3 | 10 | 7960 07 10 |

## 7921

### Body with Male BSPP Thread

*Technical polymer, Nickel-plated brass, NBR*



*Scan for more dimensions*

| DN | C | References |
|---|---|---|
| 5 | G1/8 | 7921 05 10 |
| 5 | G1/4 | 7921 05 13 |
| 7.3 | G3/8 | 7921 07 17 |

# MANUALLY-OPERATED FITTINGS AND VALVES



Legris manually-operated fittings and valves enable manual venting of a downstream pneumatic circuit, optimising intervention time and isolating a frequently operated circuit.

## Technical specifications

| | LF 7800 | Model 0669 |
|---|---|---|
| **Fluids:** | Compressed air | Compressed air |
| **Operating pressure:** | 0 to 10 bar | 0 to 16 bar |
| **Operating temperature:** | -10°C to +80°C | -5°C to +70°C |
| **Connection:** | M5 to G1/8 (BSPP) | M5 to G 3/4 (BSPP) |
| **Regulations:** | RoHS, REACH, PED | RoHS, REACH, PED |

Performance depends on the fluids, materials and tube used.

### Component materials

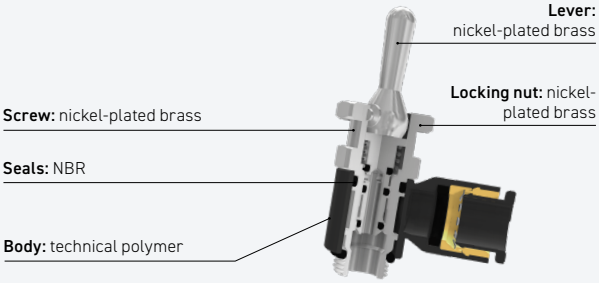


### Component materials

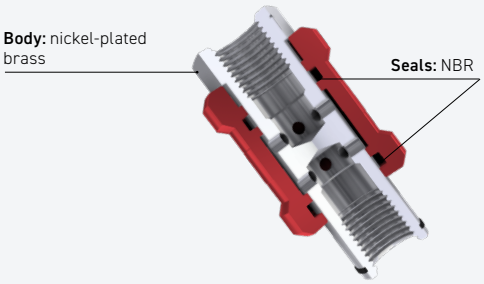


## Benefits

### Switch operated fitting:

- **Flexibility in installation with two models available to cover** the various configurations required:
  **3/2:** opening, closing, venting
  **2/2:** opening, closing.
- **The 360° orientation** makes installation easier.

### Sliding sleeve valve:

- **Easy venting** by simply sliding the sleeve.
- **Optimised in-line configuration** for easy integration into machines.

## Recommended applications



*Facilitates the opening and closing of an air circuit for simple and reliable process control*

## Operating principle

### Switch operated fittings

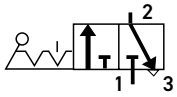


Open

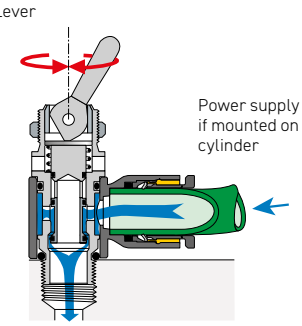


Closed

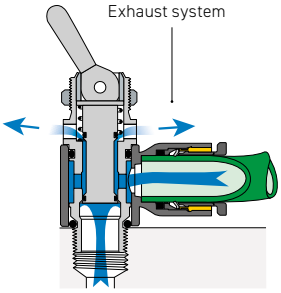


Power supply if mounted on distributor

### Sleeve valves

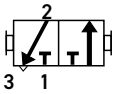


Open: downstream supply

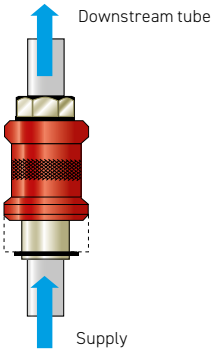


Closed: downstream supply

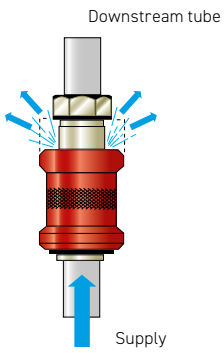


## 7800

### 3/2 Manual Switch-Operated Valve, Supply, Male BSPP and Metric Thread

*Technical polymer, Nickel-plated brass, NBR*



*Scan for more dimensions*

| ØD | C | References |
|---|---|---|
| 4 | M5x0.8 | 7800 04 19 |
| | G1/8 | 7800 04 10 |
| 6 | M5x0.8 | 7800 06 19 |
| | G1/8 | 7800 06 10 |
| | G1/4 | 7800 06 13 |
| 8 | G1/8 | 7800 08 10 |
| | G1/4 | 7800 08 13 |

For part numbers 7800 04 19 and 7800 06 19, the seal under the base is provided by a PTFE flat gasket, and the assembly tightening torque is 0.16 daN·m maximum.

## 7801

### 3/2 Manual Switch-Operated Valve, Control, Male BSPP Thread

*Technical polymer, Nickel-plated brass, NBR*



*Scan for more dimensions*

| ØD | C | References |
|---|---|---|
| 4 | G1/8 | 7801 04 10 |
| 6 | G1/8 | 7801 06 10 |
| | G1/4 | 7801 06 13 |
| 8 | G1/8 | 7801 08 10 |

## 7802

### 2/2 Manual Switch-Operated Valve, Male BSPP Thread

*Technical polymer, Nickel-plated brass, NBR*



*Scan for more dimensions*

| ØD | C | References |
|---|---|---|
| 4 | G1/8 | 7802 04 10 |
| 6 | G1/8 | 7802 06 10 |
| | G1/4 | 7802 06 13 |
| 8 | G1/8 | 7802 08 10 |
| | G1/4 | 7802 08 13 |

## 0669

### 3/2 Sleeve Valve, Female BSPP and Metric Thread

*Nickel-plated brass, NBR*



*Scan for more dimensions*

| DN | C | References |
|---|---|---|
| 2.5 | M5x0.8 | 0669 02 19 |
| 4 | G1/8 | 0669 04 10 |
| 7 | G1/4 | 0669 07 13 |
| 10 | G3/8 | 0669 10 17 |
| 14 | G1/2 | 0669 14 21 |
| 19 | G3/4 | 0669 19 27 |

# LEGRIS DETECTION SENSOR FITTINGS



Legris sensor fittings ensure the safety of installations. They emit a pneumatic or electrical signal as soon as the pressure in the cylinder's exhaust chamber falls below its control threshold.

## Technical specifications

**Fluids:** compressed air

**Operating pressure:** 3 to 8 bar
(Back pressure 0.85 bar to 1 bar)

**Operating temperature:** -15°C to +60°C

**Tube diameter:** 4 mm

**Connection:** M5 to G1/2 (BSPP)

**Regulations:** RoHS, REACh, PED

Performance depends on the fluid, material and tube used.

## Component materials

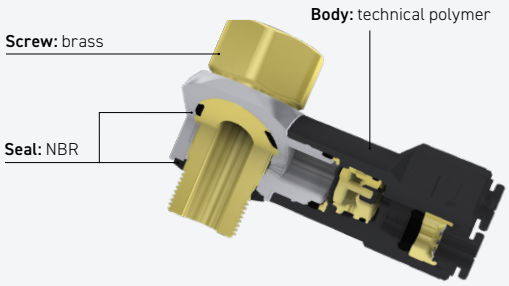


## Benefits

- **Optimal installation safety by** automating the transmission of a pneumatic or electrical signal as soon as the back pressure threshold is reached.
- The absence of adjustments allows a **quick and efficient installation**.

## Recommended applications



*Indicates the position of the cylinder in real time for precise and reliable control*

## Operating principle

**Cylinder in operation**

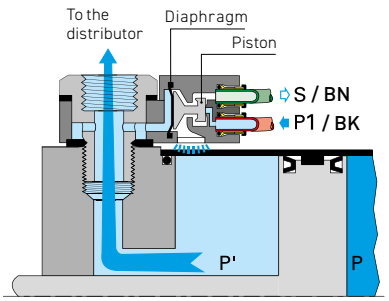


**Cylinder in final position**

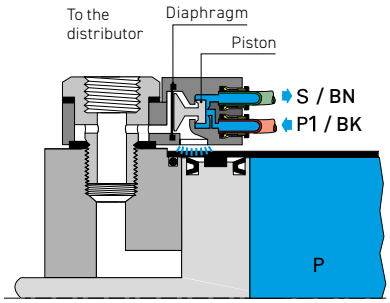


**Cylinder pressure cycle**

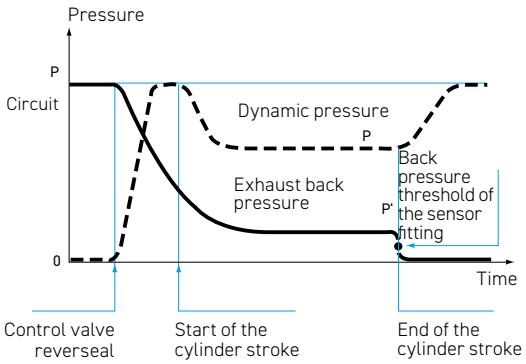

## Installation guide

### Pneumatic assembly diagram

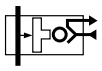

**P':** Exhaust back pressure
**P:** Dynamic pressure
**P1:** Sensor supply pressure
**S:** Output signal

### Electrical wiring diagram

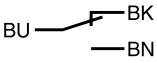


The connection is made using three 0.5 mm² cables, each 2 m long.
Contactor: 5A/250 V ∿ or 5W/48V ⎓

### Layout diagram

Depending on the model, S1, S2 and P1 can be pneumatic or electric.
See assembly diagrams opposite.

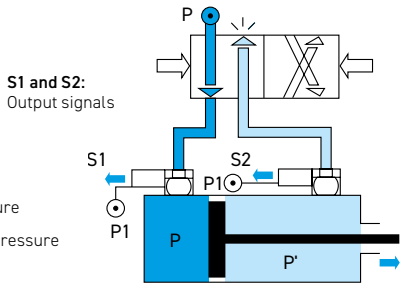


## User guide

**PNEUMATIC OUTPUT**

2 exclusively pneumatic assemblies possible:

- Permanently pressurised (P1): guarantees a pneumatic signal when the back pressure threshold is reached;
- Supplied from the distributor-cylinder line on the opposite side: no unexpected pneumatic signal (S) can appear when pressurising thanks to the driving pressure that powers the sensor connection (P1).

| Switching time | **Model 7818:** 3 ms |
|---|---|

**WITH ELECTRICAL OUTPUT**

Combined electrical and pneumatic assembly.
Installation with continuous electrical supply only (BU).
Ensures an electrical signal when the back pressure threshold pressure is reached.

| Open/closed contact | **Model 7828:**<br>2A/0-48 V<br>2A/250 V 50 Hz |
|---|---|

## 7818

### Pneumatic Sensor Fitting, Male BSPP and Metric Thread

*Zamak, technical polymer, brass, NBR*



*Scan for more dimensions*

| ØD | C | References |
|---|---|---|
| 4 | M5x0.8 | 7818 04 19* |
| | G1/8 | 7818 04 10 |
| | G1/4 | 7818 04 13 |
| | G3/8 | 7818 04 17 |
| | G1/2 | 7818 04 21 |

* Bolt zinc passivated steel

## 7828

### Pneumatic/Electric Sensor, Male/Female BSPP and Metric Thread

*Technical polymer, brass, NBR*



*Scan for more dimensions*

| C | References |
|---|---|
| M5x0.8 | 7828 00 19 |
| G1/8 | 7828 00 10 |
| G1/4 | 7828 00 13 |
| G3/8 | 7828 00 17 |

## 7818

### Pneumatic Sensor, Male/Female BSPP Thread

*Zamak, technical polymer, brass, NBR*



*Scan for more dimensions*

| C | References |
|---|---|
| G1/8 | 7818 19 10 |
| G1/4 | 7818 19 13 |

# LEGRIS SILENCERS





Available in various materials, Legris silencers reduce noise levels, there by improving user comfort in a wide range of applications.

## Technical specifications

| | Technical polymer | Sintered bronze | Brass | Nickel-plated brass | Stainless steel 316L |
|---|---|---|---|---|---|
| **Fluids:** | Compressed air | | | | |
| **Operating pressure:** | 0 to 10 bar | 0 to 12 bar | 0 to 12 bar | 0 to 12 bar | 0 to 12 bar |
| **Operating temperature:** | -10°C to +80°C | -20°C to +150°C | -20°C to +150°C | -20°C to +150°C | -20°C to +180°C |
| **Connection:** | M5 to 1" | G1/8 to 1" | M5 to 1" | 4 to 12mm | G1/8 to 1" (BSPP) NPT1/8 to 1/2 |
| **Regulations:** | RoHS, REACH, PED | | | | |

Performance depends on the fluid, material and tube used.

## Component materials

**Body:**
brass (0670-0673-0675-0671-0677-0672)
polymer (0674-0676)
stainless steel (0682-0683)

**Silencers:**
sintered bronze (0670-0673-0675-0671-0677-0672)
polymer (0674-0676)
316L stainless steel (0682-0683)



## Benefits

- **Different materials suitable for numerous applications:**
  technical polymer for standard environments
  sintered bronze and brass for applications requiring increased strength stainless
  steel for aggressive and corrosive environments
- **silencer with integrated flow regulator (0672 and 0676)**
  offering a cost-effective solution while reducing space requirements
- **compact models (0673, 0677, 0682, 0683)** for installations requiring minimal space

## Recommended applications



*Reduce effectively air exhaust noise for a quieter and more comfortable environment.*

## User guide

### Flow rates and noise levels of Legris silencers

| 0672 | Number of turns | | | | | | Sound level in dBA at 6 bar at 350 Nl/min |
|---|---|---|---|---|---|---|---|
| | 0 | 1 | 2 | 3 | 4 | 5 | |
| 0672 00 10 | 0 | 200 | 600 | 740 | - | - | 81 |
| 0672 00 13 | 0 | 300 | 650 | 1 280 | - | - | 82 |
| 0672 00 17 | 0 | 450 | 950 | 1 300 | 1 500 | - | 83 |
| 0672 00 21 | 0 | 830 | 1 430 | 1 800 | 2 100 | 2 220 | 83 |

| 0676 | Number of turns | | | | | | | | | | Sound level in dBA at 6 bar at 350 Nl/min |
|---|---|---|---|---|---|---|---|---|---|---|---|
| | 0 | 1 | 2 | 3 | 4 | 5 | 6 | 7 | 8 | 9 | |
| 0676 00 10 | 0 | 30 | 90 | 210 | 335 | 370 | 390 | 390 | 395 | 395 | 82 |
| 0676 00 13 | 0 | 22 | 25 | 50 | 340 | 750 | 940 | 980 | 1000 | 1025 | 84 |
| 0676 00 17 | 0 | 518 | 1147 | 1716 | 2153 | 2571 | 2823 | 2930 | - | - | 85 |
| 0676 00 21 | | 814 | 1849 | 2880 | 4087 | 5044 | 5236 | - | - | - | 86 |

| 0670 | Sound level in dBA at 6 bar |
|---|---|
| 0670 00 10 | 80 |
| 0670 00 13 | 79 |
| 0670 00 17 | 83 |
| 0670 00 21 | 85 |
| 0670 00 27 | 95 |
| 0670 00 34 | 95 |

| 0673 | Sound level in dBA at 6 bar |
|---|---|
| 0673 00 10 | 73 |
| 0673 00 13 | 74 |
| 0673 00 17 | 85 |
| 0673 00 19 | 87 |
| 0673 00 21 | 89 |

| 0674 | Sound level in dBA at 6 bar |
|---|---|
| 0674 00 19 | 73 |
| 0674 00 10 | 78 |
| 0674 00 13 | 81 |
| 0674 00 17 | 87 |
| 0674 00 21 | 83 |
| 0674 00 27 | 79 |
| 0674 00 34 | 88 |

| 0675 | Sound level in dBA at 6 bar |
|---|---|
| 0675 00 10 | 70 |
| 0675 00 13 | 67 |
| 0675 00 17 | 77 |
| 0675 00 19 | 78 |
| 0675 00 21 | 80 |

| 0677 | Sound level in dBA at 6 bar |
|---|---|
| 0677 00 10 | 72 |
| 0677 00 13 | 73 |
| 0677 00 17 | 84 |
| 0677 00 21 | 88 |
| 0677 00 27 | 88 |
| 0677 00 34 | 89 |

| 0682 | Sound level in dBA at 6 bar |
|---|---|
| 0682 00 10 | 73 |
| 0682 00 13 | 74 |
| 0682 00 17 | 86 |
| 0682 00 21 | 80 |
| 0682 00 27 | 88 |
| 0682 00 34 | 89 |

| 0683 | Sound level in dBA at 6 bar |
|---|---|
| 0683 00 11 | 73 |
| 0683 00 14 | 74 |
| 0683 00 18 | 86 |
| 0683 00 22 | 80 |

## 0674
### Polymer Silencer, Male BSPP and Metric Thread

*Technical polymer*



*Scan for more dimensions*

| C | References |
|---|---|
| M5x0.8 | 0674 00 19 |
| G1/8 | 0674 00 10 |
| G1/4 | 0674 00 13 |
| G3/8 | 0674 00 17 |
| G1/2 | 0674 00 21 |
| G3/4 | 0674 00 27 |
| G1 | 0674 00 34 |

## 0676
### Flow Control Polymer Silencer, Male BSPP and Metric Thread

*Technical polymer*



*Scan for more dimensions*

| C | References |
|---|---|
| G1/8 | 0676 00 10 |
| G1/4 | 0676 00 13 |
| G3/8 | 0676 00 17 |
| G1/2 | 0676 00 21 |

## 0672
### Flow Control Silencer, Male BSPP Thread

*Sintered bronze, brass*



*Scan for more dimensions*

| C | References |
|---|---|
| G1/8 | 0672 00 10 |
| G1/4 | 0672 00 13 |
| G3/8 | 0672 00 17 |
| G1/2 | 0672 00 21 |

## 0670
### Threaded Silencer, Male BSPP Thread

*Sintered bronze, brass*



*Scan for more dimensions*

| C | References |
|---|---|
| G1/8 | 0670 00 10 |
| G1/4 | 0670 00 13 |
| G3/8 | 0670 00 17 |
| G1/2 | 0670 00 21 |
| G3/4 | 0670 00 27 |
| G1 | 0670 00 34 |

## 0675
### Threaded Silencer, Male BSPP and Metric Thread

*Brass*



*Scan for more dimensions*

| C | References |
|---|---|
| M5x0.8 | 0675 00 19 |
| M7x1 | 0675 00 55 |
| G1/8 | 0675 00 10 |
| G1/4 | 0675 00 13 |
| G3/8 | 0675 00 17 |
| G1/2 | 0675 00 21 |

## 0671
### Plug-In Silencer

*Nickel-plated brass*



*Scan for more dimensions*

| ØD | References |
|---|---|
| 4 | 0671 04 00 |
| 6 | 0671 06 00 |
| 8 | 0671 08 00 |
| 10 | 0671 10 00 |
| 12 | 0671 12 00 |

## 0673
### Compact Silencer, Male BSPP and Metric Thread

*Brass*



*Scan for more dimensions*

| C | References |
|---|---|
| M5x0.8 | 0673 00 19 |
| G1/8 | 0673 00 10 |
| G1/4 | 0673 00 13 |
| G3/8 | 0673 00 17 |
| G1/2 | 0673 00 21 |

## 0677
### Miniature Silencer, Male BSPP Thread

*Brass*



*Scan for more dimensions*

| C | References |
|---|---|
| G1/8 | 0677 00 10 |
| G1/4 | 0677 00 13 |
| G3/8 | 0677 00 17 |
| G1/2 | 0677 00 21 |
| G3/4 | 0677 00 27 |
| G1 | 0677 00 34 |

## 0682
### Compact Silencer, Male BSPP Thread

*Stainless steel 316L*



*Scan for more dimensions*

| C | References |
|---|---|
| G1/8 | 0682 00 10 |
| G1/4 | 0682 00 13 |
| G3/8 | 0682 00 17 |
| G1/2 | 0682 00 21 |
| G3/4 | 0682 00 27 |
| G1 | 0682 00 34 |

## 0683
### Compact Silencer, Male NPT Thread

*Stainless steel 316L*



*Scan for more dimensions*

| C | References |
|---|---|
| NPT1/8 | 0683 00 11 |
| NPT1/4 | 0683 00 14 |
| NPT3/8 | 0683 00 18 |
| NPT1/2 | 0683 00 22 |



# 03

## UNIVERSAL FITTINGS

Legris compression fittings offer a universal connection solution. They are compatible with metal tubes and available in multiple materials, diameters, and configurations.

## RELIABLE WATERPROOFING

Featuring a metal seal, these fittings eliminate the risk of incompatibility between the seal and the fluid, ensuring safe and efficient operation.

## EXCEPTIONAL DURABILITY

Developed for long-lasting performance, Legris compression fittings are remarkably robust, enabling them to withstand high pressures and mechanical stresses in demanding environments.





# LEGRIS
# COMPRESSION FITTINGS

# PRODUCTS OFFER

| COMPRESSION FITTINGS LEGRIS | Fluids | Materials | Maximum operating pressure (bar) | Temperature | | PAGE |
|---|---|---|---|---|---|---|
| | | | | Min. | Max. | |
| **Brass compression fittings**  |  Compressed air, industrial water | Brass | 550 | -60°C | +250°C | **102** |
| **Stainless steel compression fittings**  |  Compressed air, treated water | Stainless steel 316L | 400 | -60°C | +250°C | **112** |

# HOW TO CHOOSE YOUR COMPRESSION FITTING?

## The choice depends mainly on your working environment and the tube to be connected.

**Brass** compression fittings are designed for standard environments with the following metal tubes:

- **Copper tube:** cold-drawn hardened copper in straight bars or annealed copper tube in coils.
- **Steel circuit tube:** cold-drawn, seamless, white-annealed, straight-bar "thin" tube.

**External diameter from 6 to 16 mm** (maximum thickness 1 mm)
**External diameter > 16 mm** (maximum thickness 1.5 mm)

**Stainless steel** compression fittings are ideal for use in aggressive environments with stainless steel tubes:

- **Thin, straight, cold-drawn, seamless, hyper-hardened, pickled and passivated tube.**

**External diameter from 6 to 16 mm** (maximum thickness 1 mm ± 0.1 mm);

- **Annealed tube in coils:** reduce the operating pressure by 35%.

In environments with strong vibrations, we recommend using our compression fittings only with straight metal tubes.

## What type of fluid do you wish to convey?

Parker offers ranges dedicated to **compressed air and neutral gases**.

Parker presents ranges specifically designed for **water**, including:

- *Industrial water (tap water),*
- *Treated water (deionised, pure and demineralised)*

## Vocabulary related to compression fittings

Compression fittings consist of three main components:

- a compression nut (1),
- a compression ring, also known as an olive (2),
- a body containing the compression seat located inside (3).




# INSTALLATION GUIDE

Each Legris compression fitting is supplied with three components: body, olive and compression nut.
Individual components are also available if required. It is recommended to use a new compression olive for each new installation to ensure optimal performance and reliable sealing. The rest of the assembly can be reused after the initial installation.

## Installation

### 1- Preparing the tube



Cut the metal tube Square with the appropriate tool. Deburr the inner and outer edges. When bending the tube is necessary, do so before connecting it.

### 2- Preparing the connection



Slide the nut onto the tube, lubricate the body thread, the olive and the nut thread to facilitate tightening, then fit the olive onto the end of the tube.



Place the tube against the shoulder of the fitting body and pre-tighten by hand.

### 3- Final assembly



Screw the nut onto the spanner to crimp the ring onto the tube; the connection is complete when the recommended tightening torque is reached.

## Compression fitting identification codes

**0101 06 10 39**

**Item type**

**01XX: Brass**
E.g.
0110: nut
0111 and 0124: olive
0122: sleeve for rubber hose
0165: barb connector for flexible tube
0166: reduction

**18XX: stainless steel**
E.g.
1810: nut
1820: adapter
1824: olive
1866: reduction

**Nominal diameter**

04 = 4 mm
06 = 6 mm
...
20 = 20 mm
28 = 28 mm

**Thread code**

1/8 = 10
1/4 = 13
3/8 = 17
1/2 = 21
3/4 = 27

**Suffix**

39: bonded seal
40: treated steel
60: extended nut

# LEGRIS BRASS COMPRESSION FITTINGS



An alternative to push-in fittings, Legris brass compression fittings offer a robust and reliable solution. Their proven metallic sealing performance with a variety of tubes can withstand significant pressure and mechanical stress.

## Technical specifications

**Fluids:** compressed air, industrial water

**Operating pressure:** $10_{-2}$ millibar to 550 bar

**Operating temperature:**

**-60°C to +250°C** without sealing ring, with metal tube
**-20°C** with polyamide sealing ring

**Diameter:** 4 to 28 mm

**Regulations:** RoHS, REACh, PED

Performance depends on the fluid, material and tube used.

## Component materials

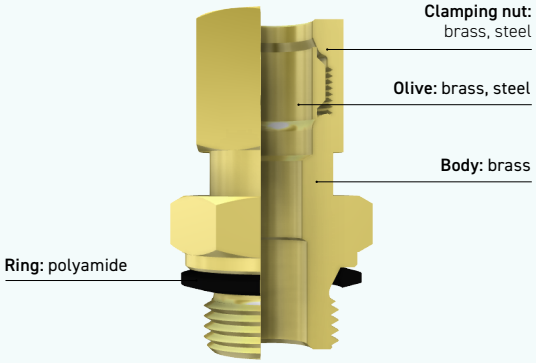


## Benefits

- **Metal sealing** for optimum service life, pressure and temperature ranges.
- **Robust design** to withstand vibrations and shocks in demanding environments.

## Recommended applications



*High temperature resistance in the glass industry*



*Modular assembly with copper tubing in a confined environment*

## Installation guide

### Maximum nominal diameters

The table below shows the maximum nominal diameter based on the installation threads for a few examples of tube diameters.

| Tube O.D. | BSPP thread | Max. nominal |
|---|---|---|
| 4-5-6 | G1/8 | 4 |
| 6-8-10 | G1/4 | 7 |
| 10-12-14 | G3/8 | 11 |
| 14-15-16-18 | G1/2 | 14 |
| 18-20-22 | G3/4 | 18 |
| 22-25-28 | G1 | 24 |

### Tube lengths for assembly

| ØD | L (mm) | ØD | L (mm) | ØD | L (mm) |
|---|---|---|---|---|---|
| 4 | 26.5 | 12 | 39 | 20 | 51 |
| 5 | 26 | 14 | 41 | 22 | 54 |
| 6 | 26 | 15 | 41 | 25 | 62 |
| 8 | 32 | 16 | 46.5 | 28 | 62 |
| 10 | 39 | 18 | 49.5 | | |

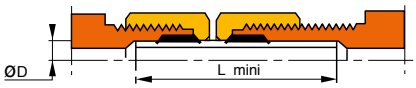


Minimum lenght of tube (L) between 2 fittings.

## Component selection principle

| | | | | | | |
|---|---|---|---|---|---|---|
| **Body** | Brass body  | | | | | |
| **Nut** | **0110** Brass  | | | **0110..60** Brass  | | **0110..40** Steel  |
| **Olive** | No olive required | **0124** brass  | **0111** brass BNA standard*  | **0124** brass  | **0111** brass BNA standard*  | **0124 ... 40** steel  |
| **Tube** | Plug **0126**  | Brass tubes, copper, steel, or sockets **0122** and **0165**  | Copper tubes in coils  | Copper tubes  | Copper tubes in coils  | Steel tube or copper tube  |
| **Environment** | Standard | | | Subjected to abnormal lateral impacts | | Low and medium pressure hydraulic system. Lubrication required before assembly |

* BNA: Bureau de Normalisation Automobile (Automotive Standardisation Office)

## Recommended nut tightening torque

**Tightening torque in daN.m =** maximum tightening torque for a 0110 nut and a 0124 olive on copper or brass tube and on steel tube.

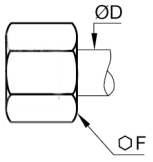


0110 and 0110..40 nut

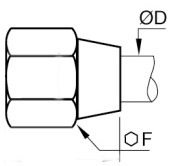


0110..60 nut

| Ø D tube (mm) | F Size of nut 0110 | F Size of nut 0110.. 60 | Maximum tightening torque on copper or brass tube in daN.m | F Size of nut 0110 .. 40 | Maximum tightening torque on steel tube in daN.m |
|---|---|---|---|---|---|
| 4 | 10 | 11 | 0.7 | 10 | 1.5 |
| 5 | 12 | 13 | 0.7 | 12 | 1.5 |
| 6 | 13 | 13 | 1.5 | 13 | 2.5 |
| 8 | 14 | 16 | 1.5 | 14 | 2.5 |
| 10 | 19 | 20 | 1.8 | 19 | 3 |
| 12 | 22 | 22 | 3 | 22 | 4.5 |
| 14 | 24 | 24 | 3.5 | 24 | 5.5 |
| 15 | 24 | 24 | 4 | 24 | 6 |
| 16 | 27 | 27 | 5 | 27 | 7 |
| 18 | 30 | 30 | 6 | 30 | 9 |
| 20 | 32 | 32 | 6 | 32 | 10 |
| 22 | 36 | 36 | 7 | 36 | 12 |
| 25 | 41 | 41 | 8 | 41 | 13 |
| 28 | 42 | | 9 | | |

# LEGRIS BRASS COMPRESSION FITTINGS

## Recommended configurations for tube-fitting assembly

| **Type of tube** | **Copper tube** "worked" cold drawn and in straight lengths | | | **Steel circuit tube:** "thin wall" cold drawn, seamless, bright annealed and in straight lengths | |
|---|---|---|---|---|---|
| **Type of assembly** | Assembly made with brass olive and brass nut | | | Assembly made with universal ring **Legris** treated steel and universal nut treated steel **(series with suffix 40)** | |
| **Common name for the tube** | **Tube dimensions** | | **Maximum operating pressure of the connection (bar)** | **Maximum regular operating pressure (bar)** | **Operating pressure with water hammer (bar)** |
| | Ø ext. | thick. | | | |
| 2 x 4 | 4 | 1 | 230 | 550 | 460 |
| 3 x 5 | 5 | 1 | 190 | 470 | 370 |
| 4 x 6 | 6 | 1 | 150 | 400 | 290 |
| 6 x 8 | 8 | 1 | 100 | 310 | 225 |
| 8 x 10 | 10 | 1 | 75 | 240 | 185 |
| 10 x 12 | 12 | 1 | 55 | 200 | 145 |
| 12 x 14 | 14 | 1 | 45 | 160 | 125 |
| 13 x 15 | 15 | 1 | 42 | 150 | 115 |
| 14 x 16 | 16 | 1 | 40 | 140 | 110 |
| 16 x 18 | 18 | 1 | 37 | 120 | 85 |
| 15.6 x 18 | 18 | 1.2 | 55 | - | - |
| 18 x 20 | 20 | 1 | 35 | 100 | 70 |
| 17.6 x 20 | 20 | 1.2 | 50 | - | - |
| 20 x 22 | 22 | 1 | 30 | 90 | 60 |
| 18.8 x 22 | 22 | 1.6 | 60 | - | - |
| 23 x 25 | 25 | 1 | 20 | 70 | 40 |
| 21.8 x 25 | 25 | 1.6 | 55 | - | - |
| 26 x 28 | 28 | 1 | 25 | - | - |
| 24.8 x 28 | 28 | 1.6 | 40 | - | - |
| 24 x 28 | 28 | 2 | 50 | - | - |

Legris brass compression fittings are not compatible with ammonia and its derivatives. The above recommendations are given in good faith. However, as each application is different, it is advisable to carry out tests under real conditions of use.

## 0105

### Stud Fitting, Male BSPT Thread

*Brass*



*Scan for more dimensions*

| ØD | C | References |
|---|---|---|
| 4 | R1/8 | 0105 04 10 |
| 5 | R1/8 | 0105 05 10 |
| | R1/4 | 0105 05 13 |
| 6 | R1/8 | 0105 06 10 |
| | R1/4 | 0105 06 13 |
| | R3/8 | 0105 06 17 |
| 8 | R1/8 | 0105 08 10 |
| | R1/4 | 0105 08 13 |
| | R3/8 | 0105 08 17 |
| 10 | R1/8 | 0105 10 10 |
| | R1/4 | 0105 10 13 |
| | R3/8 | 0105 10 17 |
| | R1/2 | 0105 10 21 |
| 12 | R1/4 | 0105 12 13 |
| | R3/8 | 0105 12 17 |
| | R1/2 | 0105 12 21 |
| 14 | R1/4 | 0105 14 13 |
| | R3/8 | 0105 14 17 |
| | R1/2 | 0105 14 21 |
| | R3/4 | 0105 14 27 |
| 15 | R3/8 | 0105 15 17 |
| | R1/2 | 0105 15 21 |
| 16 | R1/4 | 0105 16 13 |
| | R3/8 | 0105 16 17 |
| | R1/2 | 0105 16 21 |
| | R3/4 | 0105 16 27 |
| 18 | R1/2 | 0105 18 21 |
| | R3/4 | 0105 18 27 |
| 20 | R1/2 | 0105 20 21 |
| | R3/4 | 0105 20 27 |
| 22 | R1/2 | 0105 22 21 |
| | R3/4 | 0105 22 27 |
| | R1 | 0105 22 34 |
| 25 | R3/4 | 0105 25 27 |
| | R1 | 0105 25 34 |
| 28 | R1 | 0105 28 34 |

Fittings with tapered metric or NPT threads are available on special order, when quantities justify it.

## 0105

### Stud Fitting, Male NPT Thread

*Brass*



*Scan for more dimensions*

| ØD | C | References |
|---|---|---|
| 6 | NPT1/8 | 0105 06 11 |
| | NPT1/4 | 0105 06 14 |
| 8 | NPT1/8 | 0105 08 11 |
| | NPT1/4 | 0105 08 14 |
| 10 | NPT1/4 | 0105 10 14 |
| | NPT3/8 | 0105 10 18 |
| | NPT1/2 | 0105 10 22 |

## 0101

### Stud Fitting with Captive Sealing Washer, Male BSPP and Metric Thread

*Brass, technical polymer*



*Scan for more dimensions*

| ØD | C | References |
|---|---|---|
| 4 | M5x0.8 | 0101 04 19 |
| | G1/8 | 0101 04 10 |
| 5 | G1/8 | 0101 05 10 |
| 6 | G1/8 | 0101 06 10 |
| | G1/4 | 0101 06 13 |
| 8 | G1/8 | 0101 08 10 |
| | G1/4 | 0101 08 13 |
| | G3/8 | 0101 08 17 |
| 10 | G1/4 | 0101 10 13 |
| | G3/8 | 0101 10 17 |
| 12 | G1/4 | 0101 12 13 |
| | G3/8 | 0101 12 17 |
| | G1/2 | 0101 12 21 |
| 14 | G3/8 | 0101 14 17 |
| | G1/2 | 0101 14 21 |
| 15 | G3/8 | 0101 15 17 |
| | G1/2 | 0101 15 21 |
| 16 | G3/8 | 0101 16 17 |
| | G1/2 | 0101 16 21 |
| 18 | G1/2 | 0101 18 21 |
| | G3/4 | 0101 18 27 |
| 20 | G3/4 | 0101 20 27 |
| 22 | G3/4 | 0101 22 27 |
| | G1 | 0101 22 34 |
| 28 | G1 | 0101 28 34 |

Threaded connection with a bonded seal washer. 0602 bonded seal washers can be found in the "Connection accessories" section.

## 0101..39

### Stud Fitting, with Bi-Material Seal, Male BSPP Thread

*Brass, zinc plated steel with NBR seal*



*Scan for more dimensions*

| ØD | C | References |
|---|---|---|
| 4 | G1/8 | 0101 04 10 39 |
| 5 | G1/8 | 0101 05 10 39 |
| 6 | G1/8 | 0101 06 10 39 |
| | G1/4 | 0101 06 13 39 |
| 8 | G1/8 | 0101 08 10 39 |
| | G1/4 | 0101 08 13 39 |
| | G3/8 | 0101 08 17 39 |
| 10 | G1/4 | 0101 10 13 39 |
| | G3/8 | 0101 10 17 39 |
| 12 | G1/4 | 0101 12 13 39 |
| | G3/8 | 0101 12 17 39 |
| | G1/2 | 0101 12 21 39 |
| 14 | G3/8 | 0101 14 17 39 |
| | G1/2 | 0101 14 21 39 |
| 15 | G3/8 | 0101 15 17 39 |
| | G1/2 | 0101 15 21 39 |
| 16 | G3/8 | 0101 16 17 39 |
| | G1/2 | 0101 16 21 39 |
| 18 | G1/2 | 0101 18 21 39 |
| | G3/4 | 0101 18 27 39 |
| 20 | G3/4 | 0101 20 27 39 |
| 22 | G3/4 | 0101 22 27 39 |
| | G1 | 0101 22 34 39 |
| 28 | G1 | 0101 28 34 39 |

Threaded connection with a two-material bonded seal washer. 0139 bonded seal washers can be found in the "Connection accessories" section.

## 0101

### Stud Fitting, Male Metric Thread

*Brass*



*Scan for more dimensions*

| ØD | C | References |
|---|---|---|
| 4 | M7x1 | 0101 04 55 |
| | M8x1 | 0101 04 56 |
| 5 | M8x1 | 0101 05 56 |
| | M10x1 | 0101 05 60 |
| 6 | M10x1 | 0101 06 60 |
| | M10x1.5 | 0101 06 62 |
| 8 | M12x1 | 0101 08 65 |
| | M12x1.25 | 0101 08 66 |
| | M13x1.25 | 0101 08 68 |
| 10 | M14x1.25 | 0101 10 70 |
| | M14x1.5 | 0101 10 71 |
| | M16x1.25 | 0101 10 74 |
| | M16x1.5 | 0101 10 75 |
| | M18x1.5 | 0101 10 78 |
| 12 | M16x1.5 | 0101 12 75 |
| | M18x1.5 | 0101 12 78 |
| 14 | M20x1.5 | 0101 14 80 |
| 16 | M20x1.5 | 0101 16 80 |
| | M22x1.5 | 0101 16 82 |
| 18 | M22x1.5 | 0101 18 82 |

## 0114
### Stud Fitting, Female BSPP Thread

Brass



Scan for more dimensions

| ØD | C | References |
|---|---|---|
| 4 | G1/8 | 0114 04 10 |
| | G1/4 | 0114 04 13 |
| 5 | G1/8 | 0114 05 10 |
| | G1/4 | 0114 05 13 |
| 6 | G1/8 | 0114 06 10 |
| | G1/4 | 0114 06 13 |
| | G3/8 | 0114 06 17 |
| 8 | G1/8 | 0114 08 10 |
| | G1/4 | 0114 08 13 |
| | G3/8 | 0114 08 17 |
| 10 | G1/4 | 0114 10 13 |
| | G3/8 | 0114 10 17 |
| | G1/2 | 0114 10 21 |
| 12 | G1/4 | 0114 12 13 |
| | G3/8 | 0114 12 17 |
| | G1/2 | 0114 12 21 |
| 14 | G1/4 | 0114 14 13 |
| | G3/8 | 0114 14 17 |
| | G1/2 | 0114 14 21 |
| 15 | G3/8 | 0114 15 17 |
| | G1/2 | 0114 15 21 |
| 16 | G3/8 | 0114 16 17 |
| | G1/2 | 0114 16 21 |
| 18 | G1/2 | 0114 18 21 |
| | G3/4 | 0114 18 27 |
| 20 | G1/2 | 0114 20 21 |
| 22 | G3/4 | 0114 22 27 |

## 0199
### Stud Orientable Elbow, Male BSPP Thread

Brass, NBR



Scan for more dimensions

| ØD | C | References |
|---|---|---|
| 4 | G1/8 | 0199 04 10 |
| | G1/4 | 0199 04 13 |
| 6 | G1/8 | 0199 06 10 |
| | G1/4 | 0199 06 13 |
| 8 | G1/8 | 0199 08 10 |
| | G1/4 | 0199 08 13 |
| | G3/8 | 0199 08 17 |
| 10 | G1/4 | 0199 10 13 |
| | G3/8 | 0199 10 17 |
| | G1/2 | 0199 10 21 |
| 14 | G3/8 | 0199 14 17 |
| | G1/2 | 0199 14 21 |
| 18 | G1/2 | 0199 18 21 |
| | G3/4 | 0199 18 27 |
| 22 | G3/4 | 0199 22 27 |
| | G1 | 0199 22 34 |

Swivel fitting

## 0109
### Stud Elbow, Male BSPT Thread

Brass



Scan for more dimensions

| ØD | C | References |
|---|---|---|
| 4 | R1/8 | 0109 04 10 |
| | R1/4 | 0109 04 13 |
| 5 | R1/8 | 0109 05 10 |
| | R1/4 | 0109 05 13 |
| 6 | R1/8 | 0109 06 10 |
| | R1/4 | 0109 06 13 |
| 8 | R1/8 | 0109 08 10 |
| | R1/4 | 0109 08 13 |
| | R3/8 | 0109 08 17 |
| 10 | R1/4 | 0109 10 13 |
| | R3/8 | 0109 10 17 |
| | R1/2 | 0109 10 21 |
| 12 | R1/4 | 0109 12 13 |
| | R3/8 | 0109 12 17 |
| | R1/2 | 0109 12 21 |
| 14 | R3/8 | 0109 14 17 |
| | R1/2 | 0109 14 21 |
| 15 | R3/8 | 0109 15 17 |
| | R1/2 | 0109 15 21 |
| 16 | R3/8 | 0109 16 17 |
| | R1/2 | 0109 16 21 |
| | R3/4 | 0109 16 27 |
| 18 | R1/2 | 0109 18 21 |
| | R3/4 | 0109 18 27 |
| 20 | R1/2 | 0109 20 21 |
| | R3/4 | 0109 20 27 |
| 22 | R3/4 | 0109 22 27 |
| | R1 | 0109 22 34 |
| 25 | R1 | 0109 25 34 |
| 28 | R1 | 0109 28 34 |

Fittings with tapered metric or NPT threads are available on special order, when quantities justify it.

## 0103
### Stud Run Tee, Male BSPT Thread

Brass



Scan for more dimensions

| ØD | C | References |
|---|---|---|
| 4 | R1/8 | 0103 04 10 |
| 6 | R1/8 | 0103 06 10 |
| | R1/4 | 0103 06 13 |
| 8 | R1/4 | 0103 08 13 |
| 10 | R1/4 | 0103 10 13 |
| 12 | R1/4 | 0103 12 13 |

Fittings with tapered metric or NPT threads are available on special order, when quantities justify it.

## 0109
### Stud Elbow, Male NPT Thread

Brass



Scan for more dimensions

| ØD | C | References |
|---|---|---|
| 6 | NPT1/8 | 0109 06 11 |
| | NPT1/4 | 0109 06 14 |
| 8 | NPT1/8 | 0109 08 11 |
| | NPT1/4 | 0109 08 14 |
| 10 | NPT1/4 | 0109 10 14 |

## 0102
### Equal Elbow

Brass



Scan for more dimensions

| ØD | References |
|---|---|
| 4 | 0102 04 00 |
| 5 | 0102 05 00 |
| 6 | 0102 06 00 |
| 8 | 0102 08 00 |
| 10 | 0102 10 00 |
| 12 | 0102 12 00 |
| 14 | 0102 14 00 |
| 15 | 0102 15 00 |
| 16 | 0102 16 00 |
| 18 | 0102 18 00 |
| 20 | 0102 20 00 |
| 22 | 0102 22 00 |
| 28 | 0102 28 00 |

## 0108
### Stud Branch Tee, Male BSPT Thread

*Brass*



*Scan for more dimensions*

| ØD | C | References |
|---|---|---|
| 4 | R1/8 | 0108 04 10 |
| 6 | R1/8 | 0108 06 10 |
| | R1/4 | 0108 06 13 |
| 8 | R1/8 | 0108 08 10 |
| | R1/4 | 0108 08 13 |
| | R3/8 | 0108 08 17 |
| 10 | R1/4 | 0108 10 13 |
| | R3/8 | 0108 10 17 |
| 12 | R1/4 | 0108 12 13 |
| | R3/8 | 0108 12 17 |
| 14 | R1/2 | 0108 14 21 |
| 16 | R1/2 | 0108 16 21 |
| 18 | R1/2 | 0108 18 21 |
| 20 | R3/4 | 0108 20 27 |
| 22 | R3/4 | 0108 22 27 |

Fittings with tapered metric or NPT threads are available on special order, when quantities justify it.

## 0104
### Equal Tee

*Brass*



*Scan for more dimensions*

| ØD | References |
|---|---|
| 4 | 0104 04 00 |
| 5 | 0104 05 00 |
| 6 | 0104 06 00 |
| 8 | 0104 08 00 |
| 10 | 0104 10 00 |
| 12 | 0104 12 00 |
| 14 | 0104 14 00 |
| 15 | 0104 15 00 |
| 16 | 0104 16 00 |
| 18 | 0104 18 00 |
| 20 | 0104 20 00 |
| 22 | 0104 22 00 |

## 0106
### Equal Tube-to-Tube Connector

*Brass*



*Scan for more dimensions*

| ØD | References |
|---|---|
| 4 | 0106 04 00 |
| 5 | 0106 05 00 |
| 6 | 0106 06 00 |
| 8 | 0106 08 00 |
| 10 | 0106 10 00 |
| 12 | 0106 12 00 |
| 14 | 0106 14 00 |
| 15 | 0106 15 00 |
| 16 | 0106 16 00 |
| 18 | 0106 18 00 |
| 20 | 0106 20 00 |
| 22 | 0106 22 00 |
| 28 | 0106 28 00 |

## 0116
### Equal Bulkhead Connector

*Brass*



*Scan for more dimensions*

| ØD | References |
|---|---|
| 4 | 0116 04 00 |
| 5 | 0116 05 00 |
| 6 | 0116 06 00 |
| 8 | 0116 08 00 |
| 10 | 0116 10 00 |
| 12 | 0116 12 00 |
| 14 | 0116 14 00 |
| 15 | 0116 15 00 |
| 16 | 0116 16 00 |
| 18 | 0116 18 00 |
| 20 | 0116 20 00 |
| 22 | 0116 22 00 |

## 0119..39
### Banjo double avec joint bi-matière, mâle BSPP

*Brass, Zinc-plated steel avec joint NBR*



*Scan for more dimensions*

| ØD | C | References |
|---|---|---|
| 4 | G1/8 | 0119 04 10 39 |
| 6 | G1/8 | 0119 06 10 39 |
| 8 | G1/8 | 0119 08 10 39 |
| | G1/4 | 0119 08 13 39 |

Threaded connection with a bi-material bonded seal washer. 0139 bonded seal washers can be found in the “Connection accessories” section.

## 0118..39
### Single Banjo with Bi-Material Seal, Male BSPP Thread

*Brass, zinc plated steel with NBR seal*



*Scan for more dimensions*

| ØD | C | References |
|---|---|---|
| 4 | G1/8 | 0118 04 10 39 |
| 5 | G1/8 | 0118 05 10 39 |
| 6 | G1/8 | 0118 06 10 39 |
| | G1/4 | 0118 06 13 39 |
| 8 | G1/8 | 0118 08 10 39 |
| | G1/4 | 0118 08 13 39 |
| | G3/8 | 0118 08 17 39 |
| 10 | G1/4 | 0118 10 13 39 |
| | G3/8 | 0118 10 17 39 |
| 12 | G1/4 | 0118 12 13 39 |
| | G3/8 | 0118 12 17 39 |
| 14 | G3/8 | 0118 14 17 39 |
| | G1/2 | 0118 14 21 39 |
| 15 | G1/2 | 0118 15 21 39 |
| 16 | G1/2 | 0118 16 21 39 |

Threaded connection with a bi-material bonded seal washer. 0139 bonded seal washers can be found in the “Connection accessories” section.

## 0119
### Double Banjo with Captive Sealing Washer, Male BSPP Thread

*Brass, technical polymer*



*Scan for more dimensions*

| ØD | C | References |
|---|---|---|
| 8 | G1/4 | 0119 08 13 |
| | G3/8 | 0119 08 17 |

Screw with a bonded seal washer. 0602 bonded seal washers can be found in the “Connection accessories” section.

## 0111
### BNA* Brass Olive

*Brass*



Scan for more dimensions

| ØD | References |
|---|---|
| 4 | 0111 04 00 |
| 5 | 0111 05 00 |
| 6 | 0111 06 00 |
| 8 | 0111 08 00 |
| 10 | 0111 10 00 |
| 12 | 0111 12 00 |
| 14 | 0111 14 00 |
| 15 | 0111 15 00 |
| 16 | 0111 16 00 |

*BNA (Bureau de Normalisation de l'Automobile) is the French Automobile Standardization Office.

## 0124
### Brass Olive

*Brass*



Scan for more dimensions

| ØD | References |
|---|---|
| 4 | 0124 04 00 |
| 5 | 0124 05 00 |
| 6 | 0124 06 00 |
| 8 | 0124 08 00 |
| 10 | 0124 10 00 |
| 12 | 0124 12 00 |
| 14 | 0124 14 00 |
| 15 | 0124 15 00 |
| 16 | 0124 16 00 |
| 18 | 0124 18 00 |
| 20 | 0124 20 00 |
| 22 | 0124 22 00 |
| 25 | 0124 25 00 |
| 28 | 0124 28 00 |

## 0124..40
### Steel Olive

*Zinc-plated steel*



Scan for more dimensions

| ØD | References |
|---|---|
| 4 | 0124 04 00 40 |
| 5 | 0124 05 00 40 |
| 6 | 0124 06 00 40 |
| 8 | 0124 08 00 40 |
| 10 | 0124 10 00 40 |
| 12 | 0124 12 00 40 |
| 14 | 0124 14 00 40 |
| 15 | 0124 15 00 40 |
| 16 | 0124 16 00 40 |
| 18 | 0124 18 00 40 |
| 20 | 0124 20 00 40 |
| 22 | 0124 22 00 40 |
| 25 | 0124 25 00 40 |

## 0110
### Brass Nut

*Brass*



Scan for more dimensions

| ØD | C | References |
|---|---|---|
| 4 | M8x1 | 0110 04 00 |
| 5 | M10x1 | 0110 05 00 |
| 6 | M10x1 | 0110 06 00 |
| 8 | M12x1 | 0110 08 00 |
| 10 | M16x1.5 | 0110 10 00 |
| 12 | M18x1.5 | 0110 12 00 |
| 14 | M20x1.5 | 0110 14 00 |
| 15 | M20x1.5 | 0110 15 00 |
| 16 | M22x1.5 | 0110 16 00 |
| 18 | M24x1.5 | 0110 18 00 |
| 20 | M27x1.5 | 0110 20 00 |
| 22 | M30x1.5 | 0110 22 00 |
| 25 | M33x1.5 | 0110 25 00 |
| 28 | M36x1.5 | 0110 28 00 |

## 0110..40
### Steel Nut

*Zinc-plated steel*



Scan for more dimensions

| ØD | C | References |
|---|---|---|
| 4 | M8x1 | 0110 04 00 40 |
| 6 | M10x1 | 0110 06 00 40 |
| 8 | M12x1 | 0110 08 00 40 |
| 10 | M16x1.5 | 0110 10 00 40 |
| 12 | M18x1.5 | 0110 12 00 40 |
| 16 | M22x1.5 | 0110 16 00 40 |
| 18 | M24x1.5 | 0110 18 00 40 |

## 0110..60
### Brass Long Nut

*Brass*



Scan for more dimensions

| ØD | C | References |
|---|---|---|
| 4 | M8x1 | 0110 04 00 60 |
| 6 | M10x1 | 0110 06 00 60 |
| 8 | M12x1 | 0110 08 00 60 |
| 10 | M16x1.5 | 0110 10 00 60 |
| 12 | M18x1.5 | 0110 12 00 60 |

## 0220

### Hex Head Plug, Male BSPP and Metric Thread

*Brass, technical polymer*



*Scan for more dimensions*

| C | References |
|---|---|
| M5x0.8 | 0220 19 00 |
| G1/8 | 0220 10 00 |
| G1/4 | 0220 13 00 |
| G3/8 | 0220 17 00 |
| G1/2 | 0220 21 00 |

Bonded seal washer supplied. M5: with screwdriver slot for tightening. Max. operating pressure: 20 bar.
General characteristics in accordance with BNA 229 (except for M5): BSPP thread (ISO 228-1), metric ISO cylindrical thread (NFE 03-054).

## 0220..39

### Hex Head Plug with Bi-Material Seal, Male BSPP Thread

*Brass, zinc plated steel with NBR seal*



*Scan for more dimensions*

| C | References |
|---|---|
| G1/8 | 0220 10 00 39 |
| G1/4 | 0220 13 00 39 |
| G3/8 | 0220 17 00 39 |
| G1/2 | 0220 21 00 39 |
| G3/4 | 0220 27 00 39 |
| G1 | 0220 34 00 39 |

Plug with a bi-material bonded seal washer. 0139 bi-material bonded seal washers can be found in the "Connection accessories" section. Part numbers with the 39 suffix have a maximum operating pressure of 250 bar.

## 0125

### Tube End Plug for Compression Fitting

*Brass*



*Scan for more dimensions*

| ØD | C | References |
|---|---|---|
| 4 | M8x1 | 0125 04 00 |
| 6 | M10x1 | 0125 06 00 |
| 8 | M12x1 | 0125 08 00 |
| 10 | M16x1.5 | 0125 10 00 |

This part makes it possible to cap off a tube that is already fitted with the nut and compression ring. Equipped with the same male thread as the nut's female thread, it is assembled using the nut and ring taken from the fitting. For final use, simply replace the tube-end plug with the fitting body to obtain a perfect assembly without any modification to the tube.

## 0126

### Plug for Compression Fitting

*Brass*



*Scan for more dimensions*

| ØD | References |
|---|---|
| 4 | 0126 04 00 |
| 6 | 0126 06 00 |
| 8 | 0126 08 00 |
| 10 | 0126 10 00 |
| 12 | 0126 12 00 |
| 14 | 0126 14 00 |
| 18 | 0126 18 00 |
| 22 | 0126 22 00 |

This part is used to plug a port on a fitting; it is installed without a compression ring. When the port is put into service, the nut can easily be reused to connect the tube, and the fitting plug can be stored for another use.

## 0166

### 3-Piece Reducer

*Brass*



*Scan for more dimensions*

| ØD1 | ØD2 | References |
|---|---|---|
| 4 | 6 | 0166 04 06 |
| 5 | 6 | 0166 05 06 |
| 6 | 8 | 0166 06 08 |
| | 10 | 0166 06 10 |
| | 12 | 0166 06 12 |
| | 14 | 0166 06 14 |
| 8 | 10 | 0166 08 10 |
| | 12 | 0166 08 12 |
| 10 | 12 | 0166 10 12 |
| | 14 | 0166 10 14 |
| | 16 | 0166 10 16 |
| | 18 | 0166 10 18 |
| | 20 | 0166 10 20 |
| 12 | 16 | 0166 12 16 |
| | 22 | 0166 12 22 |
| 14 | 16 | 0166 14 16 |
| | 18 | 0166 14 18 |
| 16 | 20 | 0166 16 20 |
| | 22 | 0166 16 22 |
| 18 | 22 | 0166 18 22 |
| 20 | 25 | 0166 20 25 |

ØD1: tube to be connected
ØD2: for Øxx mm fitting
Each of the above part numbers includes 3 items:
the reducer itself
the Brass ring, ref. 0124
the nut

## 0165
### Barb Connector for Flexible Tubing



*Brass*

*Scan for more dimensions*

| ØD1 | ØD2 | ØD3 | References |
|---|---|---|---|
| 6 | 4 | 4.3 | 0165 06 06 |
| | 6 | 6.4 | 0165 06 08 |
| 8 | 6 | 6.4 | 0165 08 08 |
| | 8 | 8.4 | 0165 08 10 |
| | 10 | 10.7 | 0165 08 12 |
| 10 | 8 | 8.4 | 0165 10 10 |
| | 10 | 10.7 | 0165 10 12 |
| 12 | 10 | 10.7 | 0165 12 12 |
| 14 | 12 | 12.7 | 0165 14 14 |
| 15 | 13 | 13.7 | 0165 15 16 |
| 16 | 13 | 13.7 | 0165 16 16 |

## 0122
### Barb Connector for Hose



*Brass*

*Scan for more dimensions*

| ØD1 | ØD2 | ØD3 | References |
|---|---|---|---|
| 6 | 4 | 6 | 0122 06 04 |
| | 7 | 9 | 0122 06 07 |
| 8 | 6 | 8 | 0122 08 06 |
| | 7 | 9 | 0122 08 07 |
| | 10 | 12.5 | 0122 08 10 |
| 10 | 7 | 9 | 0122 10 07 |
| | 10 | 12.5 | 0122 10 10 |
| 12 | 10 | 12.5 | 0122 12 10 |
| | 13 | 15 | 0122 12 13 |
| 14 | 13 | 15 | 0122 14 13 |
| | 16 | 18.5 | 0122 14 16 |
| 15 | 13 | 15 | 0122 15 13 |
| | 16 | 18.5 | 0122 15 16 |
| 16 | 13 | 15 | 0122 16 13 |
| | 16 | 18.5 | 0122 16 16 |
| 18 | 16 | 18.5 | 0122 18 16 |
| | 19 | 21.5 | 0122 18 19 |
| | 19 | 21.5 | 0122 20 19 |
| 22 | 19 | 21.5 | 0122 22 19 |
| 25 | 25 | 27.5 | 0122 25 25 |

## 0120
### Stud Standpipe, Male BSPT Thread



*Brass*

*Scan for more dimensions*

| ØD | C | References |
|---|---|---|
| 4 | R1/8 | 0120 04 10 |
| 5 | R1/8 | 0120 05 10 |
| 6 | R1/8 | 0120 06 10 |
| | R1/4 | 0120 06 13 |
| 8 | R1/8 | 0120 08 10 |
| | R1/4 | 0120 08 13 |
| | R3/8 | 0120 08 17 |
| 10 | R1/4 | 0120 10 13 |
| | R3/8 | 0120 10 17 |
| | R1/2 | 0120 10 21 |
| 12 | R1/4 | 0120 12 13 |
| | R3/8 | 0120 12 17 |
| | R1/2 | 0120 12 21 |
| 14 | R3/8 | 0120 14 17 |
| | R1/2 | 0120 14 21 |
| 15 | R3/8 | 0120 15 17 |
| | R1/2 | 0120 15 21 |
| 16 | R3/8 | 0120 16 17 |
| | R1/2 | 0120 16 21 |
| 18 | R1/2 | 0120 18 21 |
| | R3/4 | 0120 18 27 |
| 20 | R3/4 | 0120 20 27 |
| 22 | R3/4 | 0120 22 27 |
| 28 | R1 | 0120 28 34 |

## 0128..39
### Stud Standpipe with Bi-Material Seal, Male BSPP Thread

*Brass, zinc plated steel with NBR seal*



*Scan for more dimensions*

| ØD | C | References |
|---|---|---|
| 4 | G1/8 | 0128 04 10 39 |
| 6 | G1/8 | 0128 06 10 39 |
| | G1/4 | 0128 06 13 39 |
| 8 | G1/8 | 0128 08 10 39 |
| | G1/4 | 0128 08 13 39 |
| 10 | G1/4 | 0128 10 13 39 |
| | G3/8 | 0128 10 17 39 |
| 14 | G3/8 | 0128 14 17 39 |
| | G1/2 | 0128 14 21 39 |
| 18 | G1/2 | 0128 18 21 39 |
| | G3/4 | 0128 18 27 39 |
| 22 | G3/4 | 0128 22 27 39 |
| 28 | G1 | 0128 28 34 39 |

Screw with a bi-material bonded seal washer. 0139 bi-material bonded seal washers can be found in the "Connection accessories" section.

## 0151..39
### Straight Male Orientable Adaptor, with Bi-Material Seal, Male BSPP Thread

*Brass, NBR, zinc plated steel with NBR seal*



*Scan for more dimensions*

| C | References |
|---|---|
| G1/8 | 0151 10 10 39 |
| G1/4 | 0151 13 13 39 |
| G3/8 | 0151 17 17 39 |
| G1/2 | 0151 21 21 39 |
| G3/4 | 0151 27 27 39 |
| G1 | 0151 34 34 39 |

Screw with a bi-material bonded seal washer. 0139 bi-material bonded seal washers can be found in the "Connection accessories" section.

## 0112

### Sleeve Nut for Compression Fitting, Male Metric Thread

*Brass*



*Scan for more dimensions*

| ØD | C | References |
|---|---|---|
| 4 | M8x1 | 0112 04 00 |
| 6 | M10x1 | 0112 06 00 |
| 8 | M12x1 | 0112 08 00 |
| 10 | M16x1.5 | 0112 10 00 |
| 12 | M18x1.5 | 0112 12 00 |
| 14 | M20x1.5 | 0112 14 00 |

This part was designed to allow a tube to be connected directly from a manifold or a point of use by means of special machining and a Legris compression ring. For the drawings of the form drills (seat for the Legris compression ring), please contact us.

## 0168..39

### Reducer, with Bi-Material Seal, Male BSPP Thread/Female BSPP and Metric Thread

*Brass, zinc plated steel with NBR seal*



*Scan for more dimensions*

| C1 | C2 | References |
|---|---|---|
| G1/8 | M5x0.8 | 0168 10 19 39 |
| G1/4 | M5x0.8 | 0168 13 19 39 |
| G1/4 | G1/8 | 0168 13 10 39 |
| G3/8 | G1/8 | 0168 17 10 39 |
| G3/8 | G1/4 | 0168 17 13 39 |
| G1/2 | G1/8 | 0168 21 10 39 |
| G1/2 | G1/4 | 0168 21 13 39 |
| G1/2 | G3/8 | 0168 21 17 39 |
| G3/4 | G1/4 | 0168 27 13 39 |
| G3/4 | G3/8 | 0168 27 17 39 |
| G3/4 | G1/2 | 0168 27 21 39 |

Screw with a bi-material bonded seal washer.
0139 bi-material bonded seal washers can be found in the "Connection accessories" section.

## 0127

### Brass Tube Support for Polymer Tubing

*Brass*



*Scan for more dimensions*

| ØD1 | ØD2 | References |
|---|---|---|
| 4 | 2 | 0127 04 00 |
| | 2.5 | 0127 04 25 |
| | 2.7 | 0127 04 27 |
| 5 | 3 | 0127 05 03 |
| | 3.3 | 0127 05 00 |
| 6 | 4 | 0127 06 00 |
| 8 | 5.5 | 0127 08 55 |
| | 6 | 0127 08 00 |
| 10 | 7 | 0127 10 07 |
| | 7.5 | 0127 10 75 |
| | 8 | 0127 10 00 |
| 12 | 8 | 0127 12 08 |
| | 9 | 0127 12 09 |
| | 10 | 0127 12 00 |
| 14 | 11 | 0127 14 11 |
| | 12 | 0127 14 00 |
| 15 | 12 | 0127 15 12 |
| 16 | 13 | 0127 16 13 |
| 18 | 14 | 0127 18 14 |
| 22 | 16 | 0127 22 16 |

At high temperatures and pressures, using this part—by preventing the tube from retracting—ensures a secure grip.

# LEGRIS STAINLESS STEEL COMPRESSION FITTINGS



These compression fittings are designed for robust assemblies, offering superior resistance to harsh environmental conditions and corrosive fluids.

## Technical specifications

- **Fluids:** compressed air, treated water
- **Operating pressure:** $10^{-2}$ up to 400 bar
- **Operating temperature:** -60°C to +250°C
- **Diameter:** 6 to 16 mm
- **Regulations:** RoHS, REACh, PED, FDA, CE no. 1935/2004

Performance depends on the fluid, material and tube used.

## Component materials

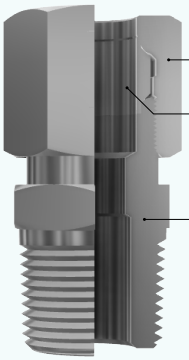


## Benefits

- **Chemical resistance:** manufactured in 316L stainless steel to improve resistance to corrosive fluids resistance to corrosive fluids.
- **High durability:** the all-stainless steel design withstands vibrations and shocks in demanding environments.

## Recommended applications



*Resistance to corrosive fluids in the chemical industry*

## Installation guide

### Maximum nominal

The table below shows the maximum nominal diameter based on the installation threads for a few examples of tube diameters.

| Tube O.D. | BSPP thread | Max. nominal diameter |
|---|---|---|
| 6 | G1/8 | 4 |
| 6-8-10 | G1/4 | 7 |
| 10-12 | G3/8 | 11 |
| 16 | G1/2 | 14 |

### Tube length for assembly

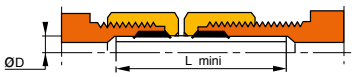


Minimum lenght of the tube (L) between 2 fittings.

| ØD | L (mm) | ØD | L (mm) |
|---|---|---|---|
| 4 | 26.5 | 10 | 39 |
| 6 | 26 | 12 | 39 |
| 8 | 32 | 16 | 46.5 |

## Recommended tube and fitting assembly configurations

| Type of tube | Stainless steel tube: cold-drawn, seamless "thin" tube, white annealed and in straight lengths. | | | |
|---|---|---|---|---|
| Type of assembly | Assembly made with Legris stainless steel olive and nut | | | |
| Common name of the tube | Tube dimensions | | Maximum regular operating pressure (bar) | Operating pressure with water hammer (bar) |
| | Ø ext. | thick. | | |
| 4 x 6 | 6 | 1 | 400 | 290 |
| 6 x 8 | 8 | 1 | 310 | 225 |
| 8 x 10 | 10 | 1 | 240 | 185 |
| 10 x 12 | 12 | 1 | 200 | 145 |
| 14 x 16 | 16 | 1 | 140 | 110 |

Annealed stainless steel tube in coils: reduce operating pressure by 35%

## Recommended nut tightening torques

With stainless steel tube with a wall thickness of 1 mm.

| Tightening torque maximum (daN.m) | Nominal diameter | | | | |
|---|---|---|---|---|---|
| | 6 | 8 | 10 | 12 | 16 |
| | 2 | 3 | 4 | 6.5 | 9.5 |

The above recommendations are given according to specific test conditions. As each application is different, it is advisable to carry out tests under real conditions of use in order to obtain the appropriate results.

## 1805
### Stud Fitting, Male BSPT Thread

*Stainless steel 316L*



*Scan for more dimensions*

| ØD | C | References |
|---|---|---|
| 6 | R1/8 | 1805 06 10 |
| | R1/4 | 1805 06 13 |
| 8 | R1/8 | 1805 08 10 |
| | R1/4 | 1805 08 13 |
| 10 | R1/4 | 1805 10 13 |
| | R3/8 | 1805 10 17 |
| | R1/2 | 1805 10 21 |
| 12 | R1/4 | 1805 12 13 |
| | R3/8 | 1805 12 17 |
| | R1/2 | 1805 12 21 |
| 16 | R3/8 | 1805 16 17 |
| | R1/2 | 1805 16 21 |

## 1805
### Stud Fitting, Male NPT Thread

*Stainless steel 316L*



*Scan for more dimensions*

| ØD | C | References |
|---|---|---|
| 6 | NPT1/8 | 1805 06 11 |
| | NPT1/4 | 1805 06 14 |
| | NPT3/8 | 1805 06 18 |
| 8 | NPT1/8 | 1805 08 11 |
| | NPT1/4 | 1805 08 14 |
| 10 | NPT1/4 | 1805 10 14 |
| | NPT3/8 | 1805 10 18 |
| | NPT1/2 | 1805 10 22 |
| 12 | NPT1/4 | 1805 12 14 |
| | NPT3/8 | 1805 12 18 |
| | NPT1/2 | 1805 12 22 |

## 1814
### Stud Fitting, Female BSPP Thread

*Stainless steel 316L*



*Scan for more dimensions*

| ØD | C | References |
|---|---|---|
| 6 | G1/8 | 1814 06 10 |
| | G1/4 | 1814 06 13 |
| 8 | G1/4 | 1814 08 13 |
| 10 | G3/8 | 1814 10 17 |
| | G1/2 | 1814 10 21 |
| 12 | G3/8 | 1814 12 17 |
| | G1/2 | 1814 12 21 |
| 16 | G1/2 | 1814 16 21 |

## 1809
### Stud Elbow, Male BSPT Thread

*Stainless steel 316L*



*Scan for more dimensions*

| ØD | C | References |
|---|---|---|
| 6 | R1/8 | 1809 06 10 |
| | R1/4 | 1809 06 13 |
| 8 | R1/8 | 1809 08 10 |
| | R1/4 | 1809 08 13 |
| 10 | R1/4 | 1809 10 13 |
| | R3/8 | 1809 10 17 |
| | R1/2 | 1809 10 21 |
| 12 | R1/4 | 1809 12 13 |
| | R3/8 | 1809 12 17 |
| | R1/2 | 1809 12 21 |
| 16 | R3/8 | 1809 16 17 |
| | R1/2 | 1809 16 21 |

## 1809
### Stud Elbow, Male NPT Thread

*Stainless steel 316L*



*Scan for more dimensions*

| ØD | C | References |
|---|---|---|
| 6 | NPT1/4 | 1809 06 14 |
| 8 | NPT1/8 | 1809 08 11 |
| | NPT1/4 | 1809 08 14 |
| 10 | NPT1/4 | 1809 10 14 |
| | NPT3/8 | 1809 10 18 |
| | NPT1/2 | 1809 10 22 |
| 12 | NPT1/2 | 1809 12 22 |

## 1820
### Stem Adaptor, Male NPT Thread

*Stainless steel 316L*



*Scan for more dimensions*

| ØD | C | References |
|---|---|---|
| 10 | NPT1/4 | 1820 10 14 |
| 12 | NPT1/4 | 1820 12 14 |
| | NPT1/2 | 1820 12 22 |

## 1820
### Stud Standpipe, Male BSPT Thread

*Stainless steel 316L*



*Scan for more dimensions*

| ØD | C | References |
|---|---|---|
| 6 | R1/8 | 1820 06 10 |
| | R1/4 | 1820 06 13 |
| 8 | R1/8 | 1820 08 10 |
| | R1/4 | 1820 08 13 |
| 10 | R1/4 | 1820 10 13 |
| | R3/8 | 1820 10 17 |
| | R1/2 | 1820 10 21 |
| 12 | R1/4 | 1820 12 13 |
| | R3/8 | 1820 12 17 |
| | R1/2 | 1820 12 21 |
| 16 | R1/2 | 1820 16 21 |

## 1806
### Equal Tube-to-Tube Connector



*Stainless steel 316L*

*Scan for more dimensions*

| ØD | References |
|---|---|
| 6 | 1806 06 00 |
| 8 | 1806 08 00 |
| 10 | 1806 10 00 |
| 12 | 1806 12 00 |
| 16 | 1806 16 00 |

## 1816
### Equal Bulkhead Connector



*Stainless steel 316L*

*Scan for more dimensions*

| ØD | References |
|---|---|
| 6 | 1816 06 00 |
| 8 | 1816 08 00 |
| 10 | 1816 10 00 |
| 12 | 1816 12 00 |
| 16 | 1816 16 00 |

## 1802
### Equal Elbow



*Stainless steel 316L*

*Scan for more dimensions*

| ØD | References |
|---|---|
| 6 | 1802 06 00 |
| 8 | 1802 08 00 |
| 10 | 1802 10 00 |
| 12 | 1802 12 00 |
| 16 | 1802 16 00 |

## 1804
### Equal Tee



*Stainless steel 316L*

*Scan for more dimensions*

| ØD | References |
|---|---|
| 6 | 1804 06 00 |
| 8 | 1804 08 00 |
| 10 | 1804 10 00 |
| 12 | 1804 12 00 |
| 16 | 1804 16 00 |

## 1866
### 3-Piece Reducer



*Stainless steel 316L*

*Scan for more dimensions*

| ØD1 | ØD2 | References |
|---|---|---|
| 6 | 8 | 1866 06 08 |
| | 10 | 1866 06 10 |
| 8 | 10 | 1866 08 10 |

## 1824
### Stainless Steel Olive



*Stainless steel 316L*

*Scan for more dimensions*

| ØD | References |
|---|---|
| 6 | 1824 06 00 |
| 8 | 1824 08 00 |
| 10 | 1824 10 00 |
| 12 | 1824 12 00 |
| 16 | 1824 16 00 |

## 1810
### Stainless Steel Nut



*Stainless steel 316L*

*Scan for more dimensions*

| ØD | C | References |
|---|---|---|
| 6 | M10x1 | 1810 06 00 |
| 8 | M12x1 | 1810 08 00 |
| 10 | M16x1.5 | 1810 10 00 |
| 12 | M18x1.5 | 1810 12 00 |
| 16 | M22x1.5 | 1810 16 00 |

## 1822
### Barb Adaptor for Hose



*Stainless steel 316L*

*Scan for more dimensions*

| ØD1 | ØD2 | ØD3 | References |
|---|---|---|---|
| 6 | 7 | 9 | 1822 06 07 |
| 8 | 6 | 8 | 1822 08 06 |
| | 7 | 9 | 1822 08 07 |
| | 10 | 12.5 | 1822 08 10 |
| 10 | 7 | 9 | 1822 10 07 |
| | 10 | 12.5 | 1822 10 10 |
| 12 | 10 | 12.2 | 1822 12 10 |
| | 13 | 15 | 1822 12 13 |

## 1827
### Tube Support for Fluoropolymer Tubing



*Stainless steel 316L*

*Scan for more dimensions*

| ØD1 | ØD2 | References |
|---|---|---|
| 6 | 4 | 1827 06 00 |
| 8 | 6 | 1827 08 00 |
| 10 | 8 | 1827 10 00 |
| 12 | 9 | 1827 12 09 |
| | 10 | 1827 12 00 |
| 16 | 13 | 1827 16 13 |
| | 14 | 1827 16 00 |

This sleeve must be used with fluoropolymer tubing, at all temperatures and pressures compatible with the fitting/tube assembly.

# 04

## THE MARKET BENCHMARK

For over 50 years, Rectus couplers have been the benchmark in the industrial pneumatic market, as well as in specialised fluid transfer sectors.

## RELIABILITY AND DURABILITY

The in-house manufacture of Rectus couplers guarantees our customers optimum reliability and durability for repeated connections and disconnections.

## A ROBUST SUPPLY CHAIN

Thanks to localised production in Germany and integrated logistics in Europe, our wide range of Rectus couplers is available quickly and continuously.





# RECTUS COUPLERS

# PRODUCTS OFFER

| RECTUS COUPLERS | | Profile | DN | Air<br>Flow rate NL/min | Water<br>Flow rate NL/min | Function | Series | PAGE |
|---|---|---|---|---|---|---|---|---|
| **BRASS**<br>Page 122<br>Brass body  | | EURO | 2.7 | 165 | - | KA | 20 | **123** |
| | | EURO | 5 | 550 | - | KA | 21 | **125** |
| | | ISO B | 5.5 | 820 | - | KA | 24 | **127** |
| | | ARO | 5.5 | 660 | - | KA | 14 | **128** |
| | | EURO | 7.2 | 1070 | - | KA | 26 | **129** |
| **NICKEL-PLATED BRASS**<br>Page 132<br>Nickel-plated brass body<br>(*nickel-plated steel)  | | Rectus | 1.5 | 50 | 0.6 | KA | 2 | **134** |
| | | EURO | 2.7 | 130 to 165 | 1.2 to 1.5 | KA, KB, KF | 20 | **135** |
| | | EURO | 5 | 310 to 550 | 2.7 to 7 | KA, KB, KF | 21 | **139** |
| | | Rectus | 5 | 310 to 550 | 2.7 to 7 | KA, KB | 21 coded | **139** |
| | | ISO B | 5.5 | 960 | 14 | KA | 23 | **145** |
| | | ISO C | 5.5 | 970 | 12.7 | KA | 18 | **146** |
| | | ARO | 5.5 | 800 | 15 | KA | 22 | **147** |
| | | EURO | 7.8 | 710 to 1800 | 7.1 to 28 | KA, KB, KF | 25 | **148** |
| | | Rectus | 7.8 | 710 to 1800 | 7.1 to 28 | KA, KB | 25 coded | **148** |
| | | ISO B | 8.5 | 1050 | 14 | KA | 30* | **152** |
| | | ARO | 9 | 1400 | 18 | KA | 40 | **153** |
| | | EURO | 10 | 950 to 2400 | 14 to 31 | KA, KB, KF | 27 | **154** |
| | | ISO B | 11 | 2600 | 33 | KA | 37 | **156** |
| | | ISO 7241-1 B | 13 | - | 79 | KB | 75 | **157** |
| | | American | 15 | 2150 | 27 | KB | 38 | **158** |
| | | American | 19 | 3000 | 33 | KB | 39 | **159** |
| **STAINLESS STEEL**<br>Page 160<br>Stainless steel<br>body 303 or 316L  | | EURO | 2.7 | 130 | 1.2 | KA, KB, KF | 20 | **161** |
| | | ISO C | 3 | 160 | 2.2 | KB | 303 | **164** |
| | | EURO | 5 | 310 | 2.7 | KA, KB, KF | 21 | **165** |
| | | Rectus | 5 | 310 | 2.7 | KA, KB, KF | 21 coded | **165** |
| | | EURO | 7.4 | 710 | 7.1 | KA, KB, KF | 25 | **169** |
| | | EURO | 10 | 950 | 14 | KA, KB, KF | 27 | **172** |
| | | ISO 7241-1 B | 4.3-20 | - | 6 to 117 | KB, KF | 70 | **174** |
| **HIGH FLOW**<br>Page 176<br>Steel body 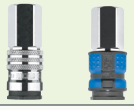 | | ISO B | 5.5 | 950 | - | KA | 1400/1423 | **177** |
| | | EURO | 7.8 | 2020 | - | KA | 1600/1625 | **178** |
| | | EURO | 10 | 3500 | - | KA | 1700/1727 | **179** |
| **SAFETY DISCONNECTION**<br>Page 180  | **Industrial version**<br>Nickel-plated brass body | Rectus | 5-7.8 | 310 to 1800 | 2.7 to 28 | KS, KD | 21/25 | **182** |
| | **Breathing air version**<br>Nickel-plated brass or 303 stainless steel body | Rectus | 7.4 | 1700 | - | KS | 95/96 | **184** |
| **SELF-VENTING SAFETY**<br>Page 186  | **Push-button version**<br>Aluminium body | ISO B | 5.5–8 | 675 to 1970 | - | KP | 24/30 | **188, 191** |
| | | ISO C | 5.5–8 | 810 to 2100 | - | KP | 18/84 | **189, 192** |
| | | EURO | 7.4 | 1225 | - | KP | 26 | **190** |
| | **Translation sleeve version**<br>Nickel-plated steel brass body | ISO B | 5.5 | 950 | - | KE | 1400 | **193** |
| | | ARO | 5.5 | 1400 | - | KE | 14 | **194** |
| | | EURO | 7.4–10 | 830 to 3500 | - | KE | 26/1600/1700 | **195** |
| | **Rotating sleeve version**<br>Technical polymer body | ARO | 5.5 | 1250 | - | KE | 94**A | **198** |
| | | ISO B | 5.5–8 | 1250 to 2400 | - | KE | 94**U | **199, 200** |
| | | EURO | 7.2 | 2000 | - | KE | 94**E | **201** |
| **THERMOPLASTICS**<br>Page 202<br>Engineering polymer body  | | EURO | 5 | 310 to 550 | 2.7 to 7 | KB | 21 | **202** |
| | | Rectus | 5 | 310 to 550 | 2.7 to 7 | KB | 21 coded | **203** |
| | | Rectus | 7 | 770 to 1100 | 12 to 17 | KB | 48/48 coded | **208** |
| | | ISO 7241-1 B | 6–20 | - | - | KB | 70 | **211** |
| **FLAT FACE**<br>Page 212<br>Nickel-plated brass bodyor stainless steel  | | EURO | 5-7.8 | - | 2.7 to 7.1 | KL | 21/25 | **215, 218** |
| | | Rectus | 4-6-9 & 3-9 | - | 1.2 to 27 | KL | 200 | **214, 217, 219** |

# HOW TO CHOOSE YOUR COUPLER

## What type of fluid do you wish to convey?

Parker offers ranges dedicated to **compressed air and neutral gases**. Most of our couplers have a minimum vacuum performance of 96%.

Parker presents ranges specifically designed for **water**, including:

- *Industrial water (tap water).*
- *Treated water (deionised, pure and demineralised)*

*All our solutions are compatible with glycol mixtures.*

Parker also has ranges compatible with **technical gases**:

- *Oxygen, breathing air, carbon dioxide, analytical gases, anaesthetic gases and inert gases.*

## In what kind of environment do you use your coupler?

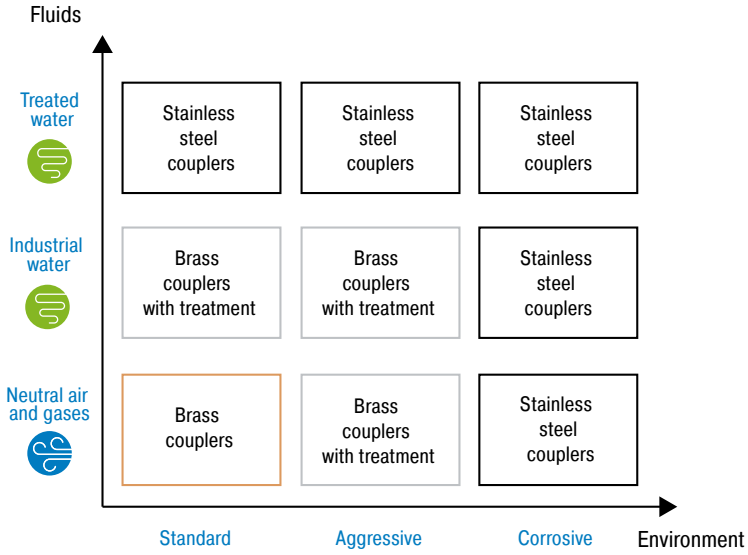


## Which function do you require?

### FLOW CONTROL?

**KA** Single Shut-off
- The plug is full bore
- Flow is stopped by the valve inside the coupler during disconnection.

**KB** Double Shut-off
- Valve in the end piece and coupler
- Pressure is maintained on both sides.

**KF** Straight-Through
- Better flow rate/no turbulence
- Ideal for use with liquids

**KL** Dry-Break
- The coupler and the plug have a flat valve.
- Ideal to prevent drops of the medium escaping

### ENSURE SAFETY?

#### with an anti-disconnection system

**KS** Single Shut-off
- Same as KA with locking mechanism to prevent accidental disconnection

**KD** Double Shut-off
- Same as KB with locking mechanism to prevent accidental disconnection

#### with self-venting system anti whilplash effect

**KE** Self-venting Sleeve Design

**KP** Self-venting Push Button

Self-venting system to prevent accidental disconnection or whilplash effect

# HOW TO CHOOSE YOUR COUPLER

## Do you have any compliance requirements?

- All our products comply with RoHS and REACh standards.
- All our processes comply with ISO 9001 and ISO 14001 standards.

*For a complete list of our certificates, please click here.*

## What profile do you need?

The standard profiles of the Rectus couplers range in the catalogue are as follows:

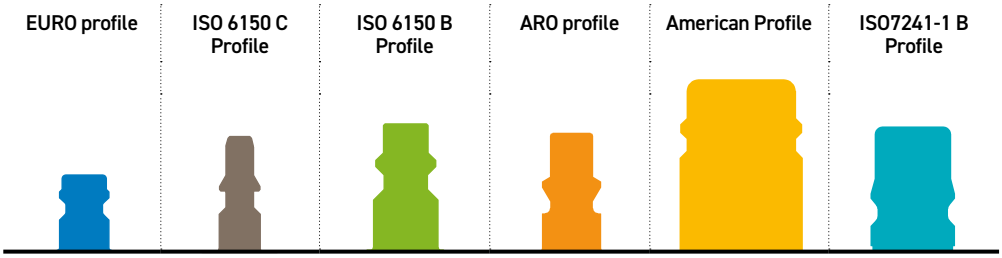


Parker also offers other profiles for its Rectus couplers, available at parker.com.

| DN | Profile | Series | QR code |
|---|---|---|---|
| 2 | Rectus | Mini series | |
| 2.5 | German | 50 series | |
| 3 | Rectus | Mini series | |
| 5 | British | 17 series | |
| 5 | Rectus | Standard series | |
| 5.5 | British | 19 series | |

| DN | Profile | Series | QR code |
|---|---|---|---|
| 6 | German | 52 series | |
| 7.5 | Japanese | 13 series | |
| 8 | Scandinavian | 33 series | |
| 10 | Rectus | 41 series | |
| 10 | Scandinavian | 34 series | |
| 12 | German | 57 series | |

# Part number identifcation

**Couplers**
KA = Single Shut-off
KB = Double Shut-off
KF = Straight Through
KL = Flat face (double Shut-off)
KE = Self-venting system
KP = Push button
KS = Safety (Single Shutt-off)
KD = Safety (Double Shut-off)

**Plugs**
SF = Single Shut-off
SB = Double Shut-off
SL = Flat face (double Shut-off)
SS = Safety (Single Shutt-off)
SD = Safety (Double Shut-off)

**Metric threads**
05 = M 5
10 = M 10 x 1
12 = M 12 x 1.5
14 = M 14 x 1.5
16 = M 16 x 1.5
18 = M 18 x 1.5

**Thread sizes**
10 = 1/8"
13 = 1/4"
17 = 3/8"
21 = 1/2"
26 = 3/4"
33 = 1"

**Hose connection**
03 = for 3 mm LW (1/8")
04 = for 4 mm LW (5/32")
06 = for 5 mm LW (1/4")
08 = for 8 mm LW (5/16")
09 = for 9 mm LW (3/8")
13 = for 13 mm LW (1/2")
19 = for 19 mm LW (3/4")
25 = for 25 mm LW (1")

**Plastic hose**
04 = for 3 x 4 mm
05 = for 3 x 5 mm
36 = for 3 x 6.3 mm
06 = for 4 x 6 mm
46 = for 4 x 6.3 mm
08 = for 6 x 8 mm
10 = for 8 x 10 mm
12 = for 9 x 12 mm
16 = for 13 x 16 mm

**Seal**
**X** = Without seal
**P** = Perbunan (NBR)
**V** = FKM/FPM
**E** = Ethylene Propylene Diene Monomer (EPDM)
**S** = Silicone
**K** = FFKM

**Addition 2 Colour code**
**B** = Blue
**G** = Green
**R** = Red
**Y** = Yellow

**Surface**
**X** = without surface treatment
**N** = nickel-plated
**Z** = zinc-coated
**P** = PEEK compression springs (only for Rectuchem+)

21 KA AW 13 M P X X X

**Serial numbers**

**Material**
**M** = Brass CuZn39Pb3 2.0401 (except sleeve)
**B** = Brass CuZn39Pb3 2.0401 (completely)
**S** = 9SMnPb28K steel 1.0718
**R** = AISI 303 stainless steel
**E** = AISI 316 L stainless steel
**D** = POM (Delrin)
**F** = PVDF

**Hose connection**
TF = Hose barb
TH = Hose barb 45°
TS = Panel Mount with Hose barb
TD = for DIN EN 560 tube
TE = Front Panel Installation, Hose Barb Panel Mount

**Plastic Tube connection**
KO = with Hose Nut, without spring guard
KS = Panel mounted, without spring guard
KE = Panel mounted, with plastic hose connection
KK = with spring guard

**Male threads**
AW = BSP parallel
AM = Metric thread DIN 13
AK = BSP tapered
AN = NPT thread
RP = with LF Push-In connection
AF = UNF
AO = Hexagon fitted with a seal
AR = 90° tapered BSP

**Female threads**
IW = Parallel Withworth ISO 228
IM = Metric DIN 13
IN = NPSF B1.20.3
IT = Conical NPT B1.20.1

**Addition 1**
**S** = Marking for special version
**0** = RECTUKey round
**3** = RECTUKey triangle
**6** = RECTUKey hexagon
**8** = RECTUKey octagon



# BRASS COUPLERS



For over 50 years, Rectus has been offering a range of **brass couplers** suitable for pneumatic applications in standard environments, available in several diameters and profiles for industry and maintenance and repair workshops.

## Technical specifications

**Fluids:** compressed air and neutral gases

**Operating pressure:** up to 35 bar

**Operating temperature:** -20°C to +100°C

**Functions:** KA

**Regulations:** RoHS, REACh

## Components materials

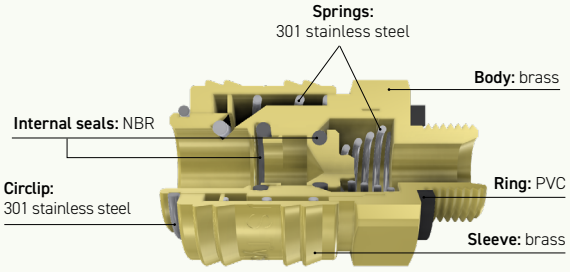


| Nominal diameter (mm) | Profile | Flow rate (NL/min)* | Series coupler | Plugs series |
|---|---|---|---|---|
| 2.7 | EURO | 165 | 20 | 20 |
| 5 | EURO | 550 | 21 | 21 |
| 5.5 | ISOB | 820 | 24 | 23 |
| 5.5 | ARO | 660 | 14 | 22 |
| 7.2 | EURO | 1070 | 26 | 26 |

** Inlet pressure at 6 bar, pressure drop of 0.5 bar.*

Performance depends on the fluids, materials and tube used.

## Benefits

- **All standard sizes** for the most common industrial applications.
- **Wide range of connections** facilitating numerous connection options for pneumatic tools.
- **Design with NBR seal** compatible with most compressed air applications.
- **Series 26 coupler available in polymer sleeve version**, offering lightness and ease of use.

## Recommended applications



*Coupler compatible with most industrial blowguns on the market*



*Numerous connections suitable for industrial machinery*

## 20KAAM
**Coupler with valve, Male Thread**

*Brass, NBR*



*Scan for more dimensions*

| A | References |
|---|---|
| M5 | 20KAAM05MPX |

## 20KAAW
**Coupler with valve, Male Thread**

*Brass, NBR*



*Scan for more dimensions*

| A | References |
|---|---|
| G1/8 | 20KAAW10MPX |

## 20KAIM
**Coupler with valve, Female Thread**

*Brass, NBR*



*Scan for more dimensions*

| A | References |
|---|---|
| M5 | 20KAIM05MPX |

## 20KAIW
**Coupler with valve, Female Thread**

*Brass, NBR*



*Scan for more dimensions*

| A | References |
|---|---|
| G1/8 | 20KAIW10MPX |

## 20KAKO
**Coupler with valve, with Plastic Hose Connection**

*Brass, NBR*



*Scan for more dimensions*

| A | References |
|---|---|
| 3 x 4 | 20KAKO04MPX |
| 3 x 5 | 20KAKO05MPX |
| 4 x 6 | 20KAKO06MPX |

## 20KAKS
**Coupler with valve, Panel Mount with Plastic Hose Connection**

*Brass, NBR*



*Scan for more dimensions*

| A | References |
|---|---|
| 4 x 6 | 20KAKS06MPX |

## 20KATF
**Coupler with valve, Hose Barb**

*Brass, NBR*



*Scan for more dimensions*

| A | References |
|---|---|
| 3 | 20KATF03MPX |
| 4 | 20KATF04MPX |
| 5 | 20KATF05MPX |
| 6 | 20KATF06MPX |

## 20KATS
**Coupler with valve, Panel Mount with Hose Barb**

*Brass, NBR*



*Scan for more dimensions*

| A | References |
|---|---|
| 3 | 20KATS03MPX |
| 6 | 20KATS06MPX |

## 20SFAM
**Plug without valve, Male Thread**

*Brass*



*Scan for more dimensions*

| A | References |
|---|---|
| M5 | 20SFAM05MXX |

## 20SFAW
**Plug without valve, Male Thread**

*Brass*



*Scan for more dimensions*

| A | References |
|---|---|
| G1/8 | 20SFAW10MXX |

## 20SFIM
**Plug without valve, Female Thread**

*Brass*



*Scan for more dimensions*

| A | References |
|---|---|
| M5 | 20SFIM05MXX |

## 20SFIW
**Plug without valve, Female Thread**

*Brass*



*Scan for more dimensions*

| A | References |
|---|---|
| G1/8 | 20SFIW10MXX |

## 20SFKO

**Plug without valve, with Plastic Hose Connection**

*Brass*



*Scan for more dimensions*

| A | References |
|---|---|
| 3 x 4 | 20SFKO04MXX |
| 4 x 6 | 20SFKO06MXX |
| 3 x 6.3 | 20SFKO36MXX |

## 20SFKS

**Plug without valve, Panel Mount with Plastic Hose Connection**

*Brass*



*Scan for more dimensions*

| A | References |
|---|---|
| 3 x 4 | 20SFKS04MXX |
| 4 x 6 | 20SFKS06MXX |

## 20SFTF

**Plug without valve, Hose Barb**

*Brass*



*Scan for more dimensions*

| A | References |
|---|---|
| 3 | 20SFTF03MXX |
| 4 | 20SFTF04MXX |

## 20SFTS

**Plug without valve, Panel Mount with Hose Barb**

*Brass*



*Scan for more dimensions*

| A | References |
|---|---|
| 3 | 20SFTS03MXX |
| 4 | 20SFTS04MXX |

## 21KAAK
**Coupler with valve, Male Thread**

*Brass, NBR*



*Scan for more dimensions*

| A | References |
|---|---|
| R3/8 | 21KAAK17MPX |

## 21KAAW
**Coupler with valve, Male Thread**

*Brass, NBR*



*Scan for more dimensions*

| A | References |
|---|---|
| G1/8 | 21KAAW10MPX |
| G1/4 | 21KAAW13MPX |
| G3/8 | 21KAAW17MPX |

## 21KAIW
**Coupler with valve, Female Thread**

*Brass, NBR*



*Scan for more dimensions*

| A | References |
|---|---|
| G1/8 | 21KAIW10MPX |
| G1/4 | 21KAIW13MPX |
| G3/8 | 21KAIW17MPX |

## 21KAKE
**Coupler with valve, panel mount for hose**

*Brass, NBR*



*Scan for more dimensions*

| A | References |
|---|---|
| 6 x 8 | 21KAKE08MPX |
| 6 | 20KATS06MPX |

## 21KAKK
**Coupler with valve, Plastic Hose Connection with Spring Guard**

*Brass, NBR*



*Scan for more dimensions*

| A | References |
|---|---|
| 4 x 6 | 21KAKK06MPX |
| 6 x 8 | 21KAKK08MPX |

## 21KAKO
**Coupler with valve, with Plastic Hose Connection**

*Brass, NBR*



*Scan for more dimensions*

| A | References |
|---|---|
| 4 x 6 | 21KAKO06MPX |
| 6 x 8 | 21KAKO08MPX |

## 21KAKS
**Coupler with valve, Panel Mount with Plastic Hose Connection**

*Brass, NBR*



*Scan for more dimensions*

| A | References |
|---|---|
| 4 x 6 | 21KAKS06MPX |
| 6 x 8 | 21KAKS08MPX |

## 21KATF
**Coupler with valve, Hose Barb**

*Brass, NBR*



*Scan for more dimensions*

| A | References |
|---|---|
| 4 | 21KATF04MPX |
| 5 | 21KATF05MPX |
| 6 | 21KATF06MPX |
| 8 | 21KATF08MPX |
| 9 | 21KATF09MPX |
| 10 | 21KATF10MPX |

## 21KATS
**Coupler with valve, Panel Mount with Hose Barb**

*Brass, NBR*



*Scan for more dimensions*

| A | References |
|---|---|
| 6 | 21KATS06MPX |
| 8 | 21KATS08MPX |
| 9 | 21KATS09MPX |
| 10 | 21KATS10MPX |

## 21SFAK
**Plug without valve, Male Thread**

*Brass*



*Scan for more dimensions*

| A | References |
|---|---|
| R1/4 | 21SFAK13MXX |

## 21SFAW
**Plug without valve, Male Thread**

*Brass*



*Scan for more dimensions*

| A | References |
|---|---|
| G1/8 | 21SFAW10MXX |
| G1/4 | 21SFAW13MXX |
| G3/8 | 21SFAW17MXX |

## 21SFIM
**Plug without valve, Female Thread**

*Brass*



*Scan for more dimensions*

| A | References |
|---|---|
| M12 x 1.5 | 21SFIM12MXX |

## 21SFIW

**Plug without valve, Female Thread**

*Brass*



*Scan for more dimensions*

| A | References |
|---|---|
| G1/8 | 21SFIW10MXX |
| G1/4 | 21SFIW13MXX |
| G3/8 | 21SFIW17MXX |

## 21SFKO

**Plug without valve, with Plastic Hose Connection**

*Brass*



*Scan for more dimensions*

| A | References |
|---|---|
| 4 x 6 | 21SFKO06MXX |
| 6 x 8 | 21SFKO08MXX |

## 21SFKS

**Plug without valve, Panel Mount with Plastic Hose Connection**

*Brass*



*Scan for more dimensions*

| A | References |
|---|---|
| 4 x 6 | 21SFKS06MXX |
| 6 x 8 | 21SFKS08MXX |

## 21SFTF

**Plug without valve, Hose Barb**

*Brass*



*Scan for more dimensions*

| A | References |
|---|---|
| 4 | 21SFTF04MXX |
| 5 | 21SFTF05MXX |
| 6 | 21SFTF06MXX |
| 8 | 21SFTF08MXX |
| 9 | 21SFTF09MXX |
| 10 | 21SFTF10MXX |

## 21SFTS

**Plug without valve, Panel Mount with Hose Barb**

*Brass*



*Scan for more dimensions*

| A | References |
|---|---|
| 6 | 21SFTS06MXX |

## 24KAAW
**Coupler with valve, Male Thread**

*Brass, NBR*



*Scan for more dimensions*

| A | References |
|---|---|
| G1/4 | 24KAAW13MPX |
| G3/8 | 24KAAW17MPX |
| G1/2 | 24KAAW21MPX |

## 24KAIW
**Coupler with valve, Female Thread**

*Brass, NBR*



*Scan for more dimensions*

| A | References |
|---|---|
| G1/4 | 24KAIW13MPX |
| G3/8 | 24KAIW17MPX |
| G1/2 | 24KAIW21MPX |

## 24KATF
**Coupler with valve, Hose Barb**

*Brass, NBR*



*Scan for more dimensions*

| A | References |
|---|---|
| 6 | 24KATF06MPX |
| 8 | 24KATF08MPX |
| 10 | 24KATF10MPX |
| 13 | 24KATF13MPX |

## 23SFAK
**Plug without valve, Male Thread**

*Nickel-plated steel*



*Scan for more dimensions*

| A | References |
|---|---|
| R1/8 | 23SFAK10SXN |
| R1/4 | 23SFAK13SXN |
| R3/8 | 23SFAK17SXN |
| R1/2 | 23SFAK21SXN |

## 23SFAW
**Plug without valve, Male Thread**

*Nickel-plated steel*



*Scan for more dimensions*

| A | References |
|---|---|
| G1/8 | 23SFAW10SXN |
| G1/4 | 23SFAW13SXN |
| G3/8 | 23SFAW17SXN |
| G1/2 | 23SFAW21SXN |

## 23SFIW
**Plug without valve, Female Thread**

*Nickel-plated steel*



*Scan for more dimensions*

| A | References |
|---|---|
| G1/8 | 23SFIW10SXN |
| G1/4 | 23SFIW13SXN |
| G3/8 | 23SFIW17SXN |
| G1/2 | 23SFIW21SXN |

## 23SFTF
**Plug without valve, Hose Barb**

*Nickel-plated steel*



*Scan for more dimensions*

| A | References |
|---|---|
| 6 | 23SFTF06SXN |
| 8 | 23SFTF08SXN |
| 9 | 23SFTF09SXN |
| 10 | 23SFTF10SXN |
| 13 | 23SFTF13SXN |

## 14KAAK

**Coupler with valve, Male Thread**

*Brass, NBR*



*Scan for more dimensions*

| A | References |
|---|---|
| R1/2 | 14KAAK21MPX |

## 14KAAW

**Coupler with valve, Male Thread**

*Brass, NBR*



*Scan for more dimensions*

| A | References |
|---|---|
| G1/4 | 14KAAW13MPX |
| G3/8 | 14KAAW17MPX |
| G1/2 | 14KAAW21MPX |

## 14KAIW

**Coupler with valve, Female Thread**

*Brass, NBR*



*Scan for more dimensions*

| A | References |
|---|---|
| G1/4 | 14KAIW13MPX |
| G3/8 | 14KAIW17MPX |
| G1/2 | 14KAIW21MPX |

## 14KATF

**Coupler with valve, Hose Barb**

*Brass, NBR*



*Scan for more dimensions*

| A | References |
|---|---|
| 6 | 14KATF06MPX |
| 8 | 14KATF08MPX |
| 9 | 14KATF09MPX |
| 10 | 14KATF10MPX |
| 13 | 14KATF13MPX |

## 22SFAK

**Plug without valve, Male Thread**

*Nickel-plated steel*



*Scan for more dimensions*

| A | References |
|---|---|
| R1/8 | 22SFAK10SXN |
| R1/4 | 22SFAK13SXN |
| R3/8 | 22SFAK17SXN |
| R1/2 | 22SFAK21SXN |

## 22SFAW

**Plug without valve, Male Thread**

*Nickel-plated steel*



*Scan for more dimensions*

| A | References |
|---|---|
| G1/4 | 22SFAW13SXN |
| G1/2 | 22SFAW21SXN |

## 22SFIW

**Plug without valve, Female Thread**

*Nickel-plated steel*



*Scan for more dimensions*

| A | References |
|---|---|
| G1/4 | 22SFIW13SXN |
| G3/8 | 22SFIW17SXN |
| G1/2 | 22SFIW21SXN |

## 22SFTF

**Plug without valve, Hose Barb**

*Nickel-plated steel*



*Scan for more dimensions*

| A | References |
|---|---|
| 6 | 22SFTF06SXN |
| 8 | 22SFTF08SXN |
| 9 | 22SFTF09SXN |
| 10 | 22SFTF10SXN |
| 13 | 22SFTF13SXN |

## 26KAAW

**Coupler with valve, Male Thread**

*Brass, NBR*



*Scan for more dimensions*

| A | References | |
|---|---|---|
| | Brass sleeve | Polymer sleeve |
| G1/8 | 26KAAW10MPX | |
| G1/4 | 26KAAW13MPX | 26KAAW13MPXY |
| G3/8 | 26KAAW17MPX | 26KAAW17MPXY |
| G1/2 | 26KAAW21MPX | 26KAAW21MPXY |

## 26KAIM

**Coupler with valve, Female Thread**

*Brass, NBR*



*Scan for more dimensions*

| A | References |
|---|---|
| M14 x 1.5 | 26KAIM14MPX |
| M16 x 1.5 | 26KAIM16MPX |

## 26KAIW

**Coupler with valve, Female Thread**

*Brass, NBR*



*Scan for more dimensions*

| A | References | |
|---|---|---|
| | Brass sleeve | Polymer sleeve |
| G1/4 | 26KAIW13MPX | 26KAIW13MPXY |
| G3/8 | 26KAIW17MPX | 26KAIW17MPXY |
| G1/2 | 26KAIW21MPX | 26KAIW21MPXY |

## 26KAKK

**Coupler with valve, Plastic Hose Connection with Spring Guard**

*Brass, NBR*



*Scan for more dimensions*

| A | References |
|---|---|
| 6 x 8 | 26KAKK08MPX |
| 8 x 10 | 26KAKK10MPX |
| 9 x 12 | 26KAKK12MPX |

## 26KAKO

**Coupler with valve, with Plastic Hose Connection**

*Brass, NBR*



*Scan for more dimensions*

| A | References |
|---|---|
| 4 x 6 | 26KAKO06MPX |
| 6 x 8 | 26KAKO08MPX |
| 8 x 10 | 26KAKO10MPX |
| 9 x 12 | 26KAKO12MPX |

## 26KATF

**Coupler with valve, Hose Barb**

*Brass, NBR*



*Scan for more dimensions*

| A | References | |
|---|---|---|
| | Brass sleeve | Polymer sleeve |
| 6 | 26KATF06MPX | 26KATF06MPXY |
| 8 | 26KATF08MPX | 26KATF08MPXY |
| 9 | 26KATF09MPX | 26KATF09MPXY |
| 10 | 26KATF10MPX | 26KATF10MPXY |
| 13 | 26KATF13MPX | 26KATF13MPXY |

## 26KATS

**Coupler with valve, Panel Mount with Hose Barb**

*Brass, NBR*



*Scan for more dimensions*

| A | References |
|---|---|
| 6 | 26KATS06MPX |
| 8 | 26KATS08MPX |
| 10 | 26KATS10MPX |

## 26SFAW

**Plug without valve, Male Thread**

*Brass*



*Scan for more dimensions*

| A | References |
|---|---|
| G1/8 | 26SFAW10MXX |
| G1/4 | 26SFAW13MXX |
| G3/8 | 26SFAW17MXX |
| G1/2 | 26SFAW21MXX |

## 26SFIM

**Plug without valve, Female Thread**

*Brass*



*Scan for more dimensions*

| A | References |
|---|---|
| M14 x 1.5 | 26SFIM14MXX |
| M16 x 1.5 | 26SFIM16MXX |

## 26SFIW

**Plug without valve, Female Thread**

*Brass*



*Scan for more dimensions*

| A | References |
|---|---|
| G1/8 | 26SFIW10MXX |
| G1/4 | 26SFIW13MXX |
| G3/8 | 26SFIW17MXX |
| G1/2 | 26SFIW21MXX |

## 26SFKK

**Plug without valve, Plastic Hose Connection with Spring Guard**

*Brass*



*Scan for more dimensions*

| A | References |
|---|---|
| 4 x 6 | 26SFKK06MXX |
| 6 x 8 | 26SFKK08MXX |
| 8 x 10 | 26SFKK10MXX |
| 9 x 12 | 26SFKK12MXX |

## 26SFKO

**Plug without valve, with Plastic Hose Connection**

*Brass*



*Scan for more dimensions*

| A | References |
|---|---|
| 4 x 6 | 26SFKO06MXX |
| 6 x 8 | 26SFKO08MXX |
| 8 x 10 | 26SFKO10MXX |
| 9 x 12 | 26SFKO12MXX |

## 26SFTF

**Plug without valve, Hose Barb**

*Brass*



*Scan for more dimensions*

| A | References |
|---|---|
| 4 | 26SFTF04MXX |
| 6 | 26SFTF06MXX |
| 8 | 26SFTF08MXX |
| 9 | 26SFTF09MXX |
| 10 | 26SFTF10MXX |
| 13 | 26SFTF13MXX |

## 26SFTS

**Plug without valve, Panel Mount with Hose Barb**

*Brass*



*Scan for more dimensions*

| A | References |
|---|---|
| 8 | 26SFTS08MXX |
| 10 | 26SFTS10MXX |



# NICKEL-PLATED BRASS COUPLERS



Coated with chemical nickel plating, these **Rectus couplers** offer a reliable solution for air and neutral gases in aggressive environments, while ensuring a consistent aesthetic appearance throughout the entire process. They are also available in a double Shut-off version for liquids in standard or aggressive environments, and in a full bore version to optimise flow rate.

## Technical specifications

**Fluids:** compressed air, neutral gases, industrial water

**Operating pressure:** up to 35 bar (160 bar for the 75 series)

**Operating temperature:** -20°C to +100°C

**Functions:** KA, KB, KF

**Regulations:** RoHS, REACh

## Components materials

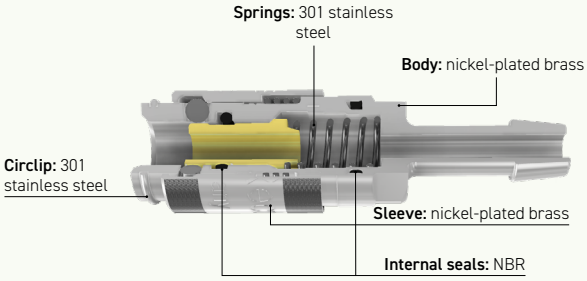


| Nominal diameter (mm) | Profile | Flow rate (NL/min)* | | Series coupler | Plugs series |
|---|---|---|---|---|---|
| | | Air | Water | | |
| 1.5 | Rectus | 50 (KA) | 0.6 (KA) | 2 | 2 |
| 2.7 | EURO | 130 (KB) to 165 (KA) | 1.2 (KB) to 1.5 (KA) | 20 | 20 |
| 5 | EURO | 310 (KB) to 550 (KA) | 2.7 (KB) to 7 (KA) | 21 | 21 |
| 5 | EURO | 310 (KB) to 550 (KA) | 2.7 (KB) to 7 (KA) | 21 coded | 21 coded |
| 5.5 | ISO B | 960 (KA) | 14 (KA) | 23 | 23 |
| 5.5 | ISO C | 970 (KA) | 12.7 (KA) | 18 | 18 |
| 5.5 | ARO | 800 (KA) | 15 (KA) | 22 | 22 |
| 7.8 | Rectus | 710 (KB) to 1800 (KA) | 7.1 (KB) to 28 (KA) | 25 | 25 |
| 7.8 | EURO | 710 (KB) to 1800 (KA) | 7.1 (KB) to 28 (KA) | 25 coded | 25 coded |
| 8.5 | ISO B | 1050 (KA) | 14 (KA) | 30 | 30 |
| 9 | ARO | 1400 (KA) | 18 (KA) | 40 | 40 |
| 10 | EURO | 950 (KB) to 2400 (KA) | 14 (KB) to 31 (KA) | 27 | 27 |
| 11 | ISO B | 2600 (KA) | 33 (KA) | 37 | 37 |
| 13 | ISO 7241-1 B | - | 79 (KB) | 75 | 75 |
| 15 | American | 2150 (KB) | 27 (KB) | 38 | 38 |
| 19 | American | 3000 (KB) | 33 (KB) | 39 | 39 |

** Inlet pressure at 6 bar, pressure drop of 0.5 bar.*

## Identification of coded versions




Performance depends on the fluids, materials and tube used.

## Benefits

- **Nickel-plated brass design** to withstand mechanical shocks and ensure greater robustness in harsh environments.
- **Surface treatment** facilitates the integration of couplers into processes where aesthetics are an important factor.
- **Available with double shut-off (KB)** for optimal use with industrial water in standard and aggressive environments.
- **Also available in Straight-Through (KF)** to optimise air flow in aggressive environments.
- **The 21 and 25 series are available in coded versions** to secure the coupler to its plug and prevent fluid mixing.
- **The 75 series stands out for its high flow rate,** high pressure resistance and low pressure drop.

## Recommended applications



*Robustness in harsh environments*



*Shiny appearance for aesthetic integration into industrial processes*

## 02KAAM
### Coupler with valve, Male Thread

*Nickel-plated brass, NBR*



*Scan for more dimensions*

| A | References |
|---|---|
| M3 | 02KAAM03MPN |

## 02KAIM
### Coupler with valve, Female Thread

*Nickel-plated brass, NBR*



*Scan for more dimensions*

| A | References |
|---|---|
| M3 | 02KAIM03MPN |

## 02KATF
### Coupler with valve, Hose Barb

*Nickel-plated brass, NBR*



*Scan for more dimensions*

| A | References |
|---|---|
| 2 | 02KATF02MPN |
| 3 | 02KATF03MPN |

## 02KATS
### Coupler with valve, Panel Mount with Hose Barb

*Nickel-plated brass, NBR*



*Scan for more dimensions*

| A | References |
|---|---|
| 2 | 02KATS02MPN |
| 3 | 02KATS03MPN |

## 02SFAM
### Plug without valve, Male Thread

*Nickel-plated brass*



*Scan for more dimensions*

| A | References |
|---|---|
| M3 | 02SFAM03MXN |

## 02SFIM
### Plug without valve, Female Thread

*Nickel-plated brass*



*Scan for more dimensions*

| A | References |
|---|---|
| M3 | 02SFIM03MXN |

## 02SFTF
### Plug without valve, Hose Barb

*Nickel-plated brass*



*Scan for more dimensions*

| A | References |
|---|---|
| 2 | 02SFTF02MXN |
| 3 | 02SFTF03MXN |

## 02SFTS
### Plug without valve, Panel Mount with Hose Barb

*Nickel-plated brass*



*Scan for more dimensions*

| A | References |
|---|---|
| 2 | 02SFTS02MXN |

## 20KAAF

### Coupler with valve, Male Thread

*Nickel-plated brass, NBR*



*Scan for more dimensions*

| A | References |
|---|---|
| No.10-32 UNF | 20KAAF05MPN |

## 20KAAM

### Coupler with valve, Male Thread

*Nickel-plated brass, NBR, EPDM, FKM*



*Scan for more dimensions*

| A | References |
|---|---|
| M3 | 20KAAM03MPN |
| M5 | 20KAAM05MPN |
| | 20KAAM05MEN |
| | 20KAAM05MVN |

## 20KAAW

### Coupler with valve, Male Thread

*Nickel-plated brass, NBR*



*Scan for more dimensions*

| A | References |
|---|---|
| G1/8 | 20KAAW10MPN |

## 20KAIM

### Coupler with valve, Female Thread

*Nickel-plated brass, NBR, EPDM*



*Scan for more dimensions*

| A | References |
|---|---|
| M5 | 20KAIM05MPN |
| | 20KAIM05MEN |

## 20KAIW

### Coupler with valve, Female Thread

*Nickel-plated brass, NBR*



*Scan for more dimensions*

| A | References |
|---|---|
| G1/8 | 20KAIW10MPN |

## 20KAKO

### Coupler with valve, with Plastic Hose Connection

*Nickel-plated brass, NBR, FKM*



*Scan for more dimensions*

| A | References |
|---|---|
| 3 x 4 | 20KAKO04MPN |
| 3 x 5 | 20KAKO05MPN |
| 4 x 6 | 20KAKO06MPN |
| | 20KAKO06MVN |
| 3 x 6.3 | 20KAKO36MPN |

## 20KAKS

### Coupler with valve, Panel Mount with Plastic Hose Connection

*Nickel-plated brass, NBR*



*Scan for more dimensions*

| A | References |
|---|---|
| 3 x 4 | 20KAKS04MPN |
| 3 x 5 | 20KAKS05MPN |
| 4 x 6 | 20KAKS06MPN |
| 3 x 6.3 | 20KAKS36MPN |

## 20KATF

### Coupler with valve, Hose Barb

*Nickel-plated brass, NBR*



*Scan for more dimensions*

| A | References |
|---|---|
| 2 | 20KATF02MPN |
| 3 | 20KATF03MPN |
| 4 | 20KATF04MPN |
| 5 | 20KATF05MPN |
| 9 | 20KATF09MPN |

## 20KATS

### Coupler with valve, Panel Mount with Hose Barb

*Nickel-plated brass, NBR*



*Scan for more dimensions*

| A | References |
|---|---|
| 3 | 20KATS03MPN |
| 4 | 20KATS04MPN |
| 6 | 20KATS06MPN |

## 20KBAM

### Coupler with valve, Male Thread

*Nickel-plated brass, NBR, EPDM, FKM*



*Scan for more dimensions*

| A | References |
|---|---|
| M5 | 20KBAM05MPN |
| | 20KBAM05MEN |
| | 20KBAM05MVN |

## 20KBAW

### Coupler with valve, Male Thread

*Nickel-plated brass, NBR, EPDM, FKM*



*Scan for more dimensions*

| A | References |
|---|---|
| G1/8 | 20KBAW10MPN |
| | 20KBAW10MEN |
| | 20KBAW10MVN |

## 20KBIM

### Coupler with valve, Female Thread

*Nickel-plated brass, NBR, FKM*



*Scan for more dimensions*

| A | References |
|---|---|
| M5 | 20KBIM05MPN |
| | 20KBIM05MVN |
| M12x1 | 20KBIM12MPN |

## 20KBIW
### Coupler with valve, Female Thread

*Nickel-plated brass, NBR, EPDM, FKM*



Scan for more dimensions

| A | References |
|---|---|
| G1/8 | 20KBIW10MPN |
| | 20KBIW10MEN |
| | 20KBIW10MVN |

## 20KBKO
### Coupler with valve, with Plastic Hose Connection

*Nickel-plated brass, NBR, EPDM, FKM*



Scan for more dimensions

| A | References |
|---|---|
| 3 x 4 | 20KBKO04MPN |
| | 20KBKO04MEN |
| | 20KBKO04MVN |
| 3 x 5 | 20KBKO05MPN |
| 4 x 6 | 20KBKO06MPN |
| | 20KBKO06MEN |
| | 20KBKO06MVN |

## 20KBKS
### Coupler with valve, Panel Mount with Plastic Hose Connection

*Nickel-plated brass, NBR, EPDM*



Scan for more dimensions

| A | References |
|---|---|
| 3 x 4 | 20KBKS04MEN |
| 4 x 6 | 20KBKS06MPN |
| 3 x 6.3 | 20KBKS36MPN |

## 20KBTF
### Coupler with valve, Hose Barb

*Nickel-plated brass, NBR, EPDM, FKM*



Scan for more dimensions

| A | References |
|---|---|
| 3 | 20KBTF03MPN |
| 4 | 20KBTF04MPN |
| 5 | 20KBTF05MPN |
| | 20KBTF05MEN |
| | 20KBTF05MVN |

## 20KBTS
### Coupler with valve, Panel Mount with Hose Barb

*Nickel-plated brass, NBR*



Scan for more dimensions

| A | References |
|---|---|
| 3 | 20KBTS03MPN |
| 4 | 20KBTS04MPN |

## 20KFAM
### Coupler without valve, Male Thread

*Nickel-plated brass, NBR*



Scan for more dimensions

| A | References |
|---|---|
| M5 | 20KFAM05MPN |

## 20KFAW
### Coupler without valve, Male Thread

*Nickel-plated brass, NBR*



Scan for more dimensions

| A | References |
|---|---|
| G1/8 | 20KFAW10MPN |

## 20KFIM
### Coupler without valve, Female Thread

*Nickel-plated brass, NBR*



Scan for more dimensions

| A | References |
|---|---|
| M5 | 20KFIM05MPN |

## 20KFKO
### Coupler without valve, with plastic hose connection

*Nickel-plated brass, NBR*



Scan for more dimensions

| A | References |
|---|---|
| 3 x 4 | 20KFKO04MPN |
| 4 x 6 | 20KFKO06MPN |

## 20KFKS
### Coupler without valve, panel mount, with plastic hose connection

*Nickel-plated brass, NBR*



Scan for more dimensions

| A | References |
|---|---|
| 3 x 4 | 20KFKS04MPN |
| 3 x 5 | 20KFKS05MPN |
| 4 x 6 | 20KFKS06MPN |

## 20KFTF
### Coupler without valve, Hose Barb

*Nickel-plated brass, NBR*



Scan for more dimensions

| A | References |
|---|---|
| 3 | 20KFTF03MPN |
| 4 | 20KFTF04MPN |
| 5 | 20KFTF05MPN |

## 20KFTS
### Coupler without valve, panel mount with hose barb

*Nickel-plated brass, NBR*



Scan for more dimensions

| A | References |
|---|---|
| 3 | 20KFTS03MPN |
| 4 | 20KFTS04MPN |

## 20SBAM
### Plug with valve, Male Thread

*Nickel-plated brass, NBR, EPDM*



Scan for more dimensions

| A | References |
|---|---|
| M5 | 20SBAM05MPN |
| | 20SBAM05MEN |
| M6 | 20SBAM06MPN |

## 20SBAW
### Plug with valve, Male Thread

*Nickel-plated brass, NBR, EPDM, FKM*



Scan for more dimensions

| A | References |
|---|---|
| G1/8 | 20SBAW10MPN |
| | 20SBAW10MEN |
| | 20SBAW10MVN |

## 20SBIM
### Plug with valve, Female Thread

*Nickel-plated brass, NBR,FKM*



Scan for more dimensions

| A | References |
|---|---|
| M5 | 20SBIM05MPN |
| | 20SBIM05MVN |

## 20SBIW
### Plug with valve, Female Thread

*Nickel-plated brass, NBR, EPDM*



Scan for more dimensions

| A | References |
|---|---|
| G1/8 | 20SBIW10MPN |
| | 20SBIW10MEN |

## 20SBKO
### Plug with valve, with Plastic Hose Connection

*Nickel-plated brass, NBR, EPDM, FKM*



Scan for more dimensions

| A | References |
|---|---|
| 3 x 4 | 20SBKO04MPN |
| | 20SBKO04MVN |
| 3 x 5 | 20SBKO05MPN |
| 4 x 6 | 20SBKO06MPN |
| | 20SBKO06MEN |
| | 20SBKO06MVN |

## 20SBKS
### Plug with valve, Panel Mount with Plastic Hose Connection

*Nickel-plated brass, NBR, FKM*



Scan for more dimensions

| A | References |
|---|---|
| 3 x 4 | 20SBKS04MPN |
| | 20SBKS04MVN |
| 4 x 6 | 20SBKS06MPN |
| | 20SBKS06MVN |

## 20SBTF
### Plug with valve, Hose Barb

*Nickel-plated brass, NBR, EPDM, FKM*



Scan for more dimensions

| A | References |
|---|---|
| 3 | 20SBTF03MPN |
| 4 | 20SBTF04MPN |
| | 20SBTF04MEN |
| 5 | 20SBTF05MPN |
| | 20SBTF05MVN |

## 20SBTS
### Plug with valve, Panel Mount with Hose Barb

*Nickel-plated brass, NBR*



Scan for more dimensions

| A | References |
|---|---|
| 3 | 20SBTS03MPN |
| 4 | 20SBTS04MPN |

## 20SFAM
### Plug without valve, Male Thread

*Nickel-plated brass*



Scan for more dimensions

| A | References |
|---|---|
| M5 | 20SFAM05MXN |
| M6 | 20SFAM06MXN |

## 20SFAW
### Plug without valve, Male Thread

*Nickel-plated brass*



Scan for more dimensions

| A | References |
|---|---|
| G1/8 | 20SFAW10MXN |

## 20SFIM
### Plug without valve, Female Thread

*Nickel-plated brass*



Scan for more dimensions

| A | References |
|---|---|
| M5 | 20SFIM05MXN |

## 20SFIW
### Plug without valve, Female Thread

*Nickel-plated brass*



Scan for more dimensions

| A | References |
|---|---|
| G1/8 | 20SFIW10MXN |

## 20SFKO

**Plug without valve, with Plastic Hose Connection**

*Nickel-plated brass*



*Scan for more dimensions*

| A | References |
|---|---|
| 3 x 4 | 20SFKO04MXN |
| 3 x 5 | 20SFKO05MXN |
| 4 x 6 | 20SFKO06MXN |
| 3 x 6.3 | 20SFKO36MXN |

## 20SFKS

**Plug without valve, Panel Mount with Plastic Hose Connection**

*Nickel-plated brass*



*Scan for more dimensions*

| A | References |
|---|---|
| 3 x 4 | 20SFKS04MXN |
| 3 x 5 | 20SFKS05MXN |
| 4 x 6 | 20SFKS06MXN |

## 20SFRP

**Plug without valve, Push-In**

*Nickel-plated brass*



*Scan for more dimensions*

| A | References |
|---|---|
| 4 | 20SFRP04MPN |

## 20SFTF

**Plug without valve, Hose Barb**

*Nickel-plated brass*



*Scan for more dimensions*

| A | References |
|---|---|
| 2 | 20SFTF02MXN |
| 3 | 20SFTF03MXN |
| 4 | 20SFTF04MXN |
| 5 | 20SFTF05MXN |

## 20SFTS

**Plug without valve, Panel Mount with Hose Barb**

*Nickel-plated brass*



*Scan for more dimensions*

| A | References |
|---|---|
| 3 | 20SFTS03MXN |
| 4 | 20SFTS04MXN |

## 21KAAW

### Coupler with valve, Male Thread

*Nickel-plated brass, NBR, FKM*



*Scan for more dimensions*

| A | References |
|---|---|
| G1/8 | 21KAAW10MPN |
| | 21KAAW10MPN0 ● |
| | 21KAAW10MPN3 ▲ |
| | 21KAAW10MPN6 ⬢ |
| | 21KAAW10MPN8 ● |
| G1/4 | 21KAAW13MPN |
| | 21KAAW13MPN0 ● |
| | 21KAAW13MPN3 ▲ |
| | 21KAAW13MPN6 ⬢ |
| | 21KAAW13MPN8 ● |
| | 21KAAW13MVN |
| | 21KAAW13MVN0 ● |
| | 21KAAW13MVN6 ⬢ |
| G3/8 | 21KAAW17MPN |

## 21KAIM

### Coupler with valve, Female Thread

*Nickel-plated brass, NBR*



*Scan for more dimensions*

| A | References |
|---|---|
| M12 x 1.5 | 21KAIM12MPN |

## 21KAIW

### Coupler with valve, Female Thread

*Nickel-plated brass, NBR, FKM*



*Scan for more dimensions*

| A | References |
|---|---|
| G1/8 | 21KAIW10MPN |
| | 21KAIW10MPN0 ● |
| | 21KAIW10MPN3 ▲ |
| | 21KAIW10MPN6 ⬢ |
| | 21KAIW10MPN8 ● |
| | 21KAIW10MVN |
| G1/4 | 21KAIW13MPN |
| | 21KAIW13MPN0 ● |
| | 21KAIW13MPN3 ▲ |
| | 21KAIW13MPN6 ⬢ |
| | 21KAIW13MPN8 ● |
| G3/8 | 21KAIW17MPN |

## 21KAKK

### Coupler with valve, with Plastic Hose Connection with Spring Guard

*Nickel-plated brass, NBR, EPDM*



*Scan for more dimensions*

| A | References |
|---|---|
| 4 x 6 | 21KAKK06MPN |
| | 21KAKK06MEN |
| 6 x 8 | 21KAKK08MPN |

## 21KAKO

### Coupler with valve, with Plastic Hose Connection

*Nickel-plated brass, NBR*



*Scan for more dimensions*

| A | References |
|---|---|
| 4 x 6 | 21KAKO06MPN |
| | 21KAKO06MPN0 ● |
| | 21KAKO06MPN3 ▲ |
| | 21KAKO06MPN6 ⬢ |
| | 21KAKO06MPN8 ● |
| 6 x 8 | 21KAKO08MPN |
| | 21KAKO08MPN0 ● |
| | 21KAKO08MPN3 ▲ |
| | 21KAKO08MPN6 ⬢ |
| | 21KAKO08MPN8 ● |
| 4 x 6.3 | 21KAKO46MPN |

## 21KAKS

### Coupler with valve, Panel Mount with Plastic Hose Connection

*Nickel-plated brass, NBR*



*Scan for more dimensions*

| A | References |
|---|---|
| 4 x 6 | 21KAKS06MPN |
| 6 x 8 | 21KAKS08MPN |

## 21KATF

### Coupler with valve, Hose Barb

*Nickel-plated brass, NBR*



*Scan for more dimensions*

| A | References |
|---|---|
| 4 | 21KATF04MPN |
| | 21KATF04MPN0 ● |
| | 21KATF04MPN3 ▲ |
| | 21KATF04MPN6 ⬢ |
| | 21KATF04MPN8 ● |
| 6 | 21KATF06MPN |
| | 21KATF06MPN0 ● |
| | 21KATF06MPN3 ▲ |
| | 21KATF06MPN6 ⬢ |
| | 21KATF06MPN8 ● |
| | 21KATF06MVN |
| 8 | 21KATF08MPN |
| | 21KATF08MPN0 ● |
| | 21KATF08MPN3 ▲ |
| | 21KATF08MPN6 ⬢ |
| | 21KATF08MPN8 ● |
| 9 | 21KATF09MPN |
| | 21KATF09MPN3 ▲ |
| 10 | 21KATF10MPN |

## 21KARP

### Coupler with valve, Push-In

*Nickel-plated brass, NBR*



*Scan for more dimensions*

| A | References |
|---|---|
| 6 | 21KARP06MPN |
| 8 | 21KARP08MPN |

## 21KATE

### Coupler with valve, Panel Mount with Hose Barb

*Nickel-plated brass, NBR*



*Scan for more dimensions*

| A | References |
|---|---|
| 9 | 21KATE09MPN |

## 21KATS
### Coupler with valve, Panel Mount with Hose Barb

*Nickel-plated brass, NBR*



*Scan for more dimensions*

| A | References |
|---|---|
| 4 | 21KATS04MPN |
| | 21KATS04MPN0 ● |
| | 21KATS04MPN6 ● |
| | 21KATS04MPN8 ● |
| 5 | 21KATS05MPN |
| 6 | 21KATS06MPN |
| | 21KATS06MPN0 ● |
| | 21KATS06MPN3 ▲ |
| | 21KATS06MPN6 ● |
| | 21KATS06MPN8 ● |
| 8 | 21KATS08MPN |
| 10 | 21KATS10MPN |

## 21KBAW
### Coupler with valve, Male Thread

*Nickel-plated brass, NBR, EPDM, FKM*



*Scan for more dimensions*

| A | References |
|---|---|
| G1/8 | 21KBAW10MPN |
| | 21KBAW10MPN0 ● |
| | 21KBAW10MPN3 ▲ |
| | 21KBAW10MPN6 ● |
| | 21KBAW10MPN8 ● |
| | 21KBAW10MEN |
| | 21KBAW10MVN |
| | 21KBAW10MVN6 ● |
| G1/4 | 21KBAW13MPN |
| | 21KBAW13MPN0 ● |
| | 21KBAW13MPN3 ▲ |
| | 21KBAW13MPN8 ● |
| | 21KBAW13MEN |
| | 21KBAW13MVN |
| G3/8 | 21KBAW17MPN |
| | 21KBAW17MEN |
| | 21KBAW17MVN |

## 21KBIM
### Coupler with valve, Female Thread

*Nickel-plated brass, NBR*



*Scan for more dimensions*

| A | References |
|---|---|
| M14 x 1.5 | 21KBIM14MPN |

## 21KBIW
### Coupler with valve, Female Thread

*Nickel-plated brass, NBR, EPDM, FKM*



*Scan for more dimensions*

| A | References |
|---|---|
| G1/8 | 21KBIW10MPN |
| | 21KBIW10MPN3 ▲ |
| | 21KBIW10MVN |
| G1/4 | 21KBIW13MPN |
| | 21KBIW13MEN |
| | 21KBIW13MVN |
| G3/8 | 21KBIW17MPN |
| | 21KBIW17MVN |

## 21KBKK
### Coupler with valve, with Plastic Hose Connection with Spring Guard

*Nickel-plated brass, NBR, FKM*



*Scan for more dimensions*

| A | References |
|---|---|
| 4 x 6 | 21KBKK06MPN |
| | 21KBKK06MVN |
| 6 x 8 | 21KBKK08MPN |

## 21KBKO
### Coupler with valve, with Plastic Hose Connection

*Nickel-plated brass, NBR, EPDM, FKM*



*Scan for more dimensions*

| A | References |
|---|---|
| 4 x 6 | 21KBKO06MPN |
| | 21KBKO06MEN |
| 6 x 8 | 21KBKO08MPN |
| | 21KBKO08MVN |

## 21KBKS
### Coupler with valve, Panel Mount with Plastic Hose Connection

*Nickel-plated brass, NBR, EPDM, FKM*



*Scan for more dimensions*

| A | References |
|---|---|
| 4 x 6 | 21KBKS06MPN |
| | 21KBKS06MEN |
| | 21KBKS06MVN |
| | 21KBKS06MVN8 ● |
| 6 x 8 | 21KBKS08MPN |
| | 21KBKS08MEN |
| | 21KBKS08MVN |

## 21KBRP
### Coupler with valve, Push-In

*Nickel-plated brass, NBR*



*Scan for more dimensions*

| A | References |
|---|---|
| 6 | 21KBRP06MPN |
| 8 | 21KBRP08MPN |

## 21KBTE
### Coupler with valve, Panel Mount with Hose Barb

*Nickel-plated brass, NBR*



*Scan for more dimensions*

| A | References |
|---|---|
| 6 | 21KBTE06MPN |
| 9 | 21KBTE09MPN |
| 10 | 21KBTE10MPN |

## 21KBTF

### Coupler with valve, Hose Barb

*Nickel-plated brass, NBR, EPDM, FKM*



*Scan for more dimensions*

| A | References |
|---|---|
| 4 | 21KBTF04MPN |
| 5 | 21KBTF05MPN |
| | 21KBTF05MVN |
| 6 | 21KBTF06MPN |
| | 21KBTF06MPN6 ● |
| | 21KBTF06MEN |
| | 21KBTF06MVN |
| 8 | 21KBTF08MPN |
| | 21KBTF08MVN |
| 9 | 21KBTF09MPN |
| | 21KBTF09MVN |
| | 21KBTF09MVN6 ● |
| 10 | 21KBTF10MPN |
| | 21KBTF10MEN |
| | 21KBTF10MVN |

## 21KBTS

### Coupler with valve, Panel Mount with Hose Barb

*Nickel-plated brass, NBR, FKM*



*Scan for more dimensions*

| A | References |
|---|---|
| 4 | 21KBTS04MPN |
| | 21KBTS04MPN0 ● |
| | 21KBTS04MPN6 ● |
| 5 | 21KBTS05MPN |
| 6 | 21KBTS06MPN |
| | 21KBTS06MVN |
| 8 | 21KBTS08MPN |
| | 21KBTS08MVN |
| 10 | 21KBTS10MPN |

## 21KFAW

### Coupler without valve, Male Thread

*Nickel-plated brass, NBR*



*Scan for more dimensions*

| A | References |
|---|---|
| G1/8 | 21KFAW10MPN |
| G1/4 | 21KFAW13MPN |

## 21KFIM

### Coupler without valve, Female Thread

*Nickel-plated brass, NBR*



*Scan for more dimensions*

| A | References |
|---|---|
| M12x1.5 | 21KFIM12MPN |

## 21KFIW

### Coupler without valve, Female Thread

*Nickel-plated brass, NBR*



*Scan for more dimensions*

| A | References |
|---|---|
| G1/8 | 21KFIW10MPN |
| G1/4 | 21KFIW13MPN |

## 21KFKK

### Coupler without valve, with Plastic Hose Connection with Spring Guard

*Nickel-plated brass, NBR, FKM*



*Scan for more dimensions*

| A | References |
|---|---|
| 4 x 6 | 21KFKK06MPN |
| 6 x 8 | 21KFKK08MVN |

## 21KFKO

### Coupler without valve, with plastic hose connection

*Nickel-plated brass, NBR, FKM*



*Scan for more dimensions*

| A | References |
|---|---|
| 4 x 6 | 21KFKO06MPN |
| | 21KFKO06MVN |
| 6 x 8 | 21KFKO08MPN |

## 21KFKS

### Coupler without valve, panel mount, with plastic hose connection

*Nickel-plated brass, NBR*



*Scan for more dimensions*

| A | References |
|---|---|
| 4 x 6 | 21KFKS06MPN |
| 6 x8 | 21KFKS08MPN |

## 21KFTF

### Coupler without valve, Hose Barb

*Nickel-plated brass, NBR, EPDM, FKM*



*Scan for more dimensions*

| A | References |
|---|---|
| 6 | 21KFTF06MPN |
| | 21KFTF06MVN |
| 8 | 21KFTF08MEN |
| | 21KFTF08MPN |
| 9 | 21KFTF09MPN |

## 21SBAW
### Plug with valve, Male Thread

*Nickel-plated brass, NBR, EPDM, FKM*



*Scan for more dimensions*

| A | References |
|---|---|
| G1/8 | 21SBAW10MPN |
| | 21SBAW10MPN0 ● |
| | 21SBAW10MPN3 ▲ |
| | 21SBAW10MPN6 ● |
| | 21SBAW10MPN8 ● |
| | 21SBAW10MEN |
| | 21SBAW10MVN |
| G1/4 | 21SBAW13MPN |
| | 21SBAW13MPN3 ▲ |
| | 21SBAW13MPN6 ● |
| | 21SBAW13MEN |
| | 21SBAW13MVN |
| G3/8 | 21SBAW17MPN |
| | 21SBAW17MVN |

## 21SBIM
### Plug with valve, Female Thread

*Nickel-plated brass, NBR, FKM*



*Scan for more dimensions*

| A | References |
|---|---|
| M12 x 1.5 | 21SBIM12MPN |
| M14 x 1.5 | 21SBIM14MPN |
| M14 x 1.5 | 21SBIM14MVN |

## 21SBIW
### Plug with valve, Female Thread

*Nickel-plated brass, NBR, EPDM, FKM*



*Scan for more dimensions*

| A | References |
|---|---|
| G1/8 | 21SBIW10MPN |
| | 21SBIW10MPN6 ● |
| | 21SBIW10MEN |
| | 21SBIW10MVN |
| | 21SBIW10MVN6 ● |
| | 21SBIW10MVN8 ● |
| G1/4 | 21SBIW13MPN |
| | 21SBIW13MPN0 ● |
| | 21SBIW13MVN |
| G3/8 | 21SBIW17MPN |
| | 21SBIW17MVN |

## 21SBKK
### Plug with valve, with Plastic Hose Connection with Spring Guard

*Nickel-plated brass, NBR, FKM*



*Scan for more dimensions*

| A | References |
|---|---|
| 4 x 6 | 21SBKK06MPN |
| | 21SBKK06MVN |
| 6 x 8 | 21SBKK08MPN |

## 21SBKO
### Plug with valve, with Plastic Hose Connection

*Nickel-plated brass, NBR, EPDM, FKM*



*Scan for more dimensions*

| A | References |
|---|---|
| 4 x 6 | 21SBKO06MPN |
| | 21SBKO06MEN |
| | 21SBKO06MVN |
| | 21SBKO06MVN8 ● |
| 6 x 8 | 21SBKO08MPN |
| | 21SBKO08MPN0 ● |
| | 21SBKO08MPN6 ● |
| | 21SBKO08MPN8 ● |
| | 21SBKO08MVN |
| | 21SBKO08MVN8 ● |

## 21SBKS
### Plug with valve, Panel Mount with Plastic Hose Connection

*Nickel-plated brass, NBR, FKM*



*Scan for more dimensions*

| A | References |
|---|---|
| 4 x 6 | 21SBKS06MPN |
| | 21SBKS06MVN |
| | 21SBKS06MVN6 ● |
| 6 x 8 | 21SBKS08MPN |

## 21SBRP
### Plug with valve, Push-In

*Nickel-plated brass, NBR*



*Scan for more dimensions*

| A | References |
|---|---|
| 6 x 8 | 21SBRP08MPN |

## 21SBTF
### Plug with valve, Hose Barb

*Nickel-plated brass, NBR, EPDM, FKM*



*Scan for more dimensions*

| A | References |
|---|---|
| 4 | 21SBTF04MPN |
| 5 | 21SBTF05MPN |
| 6 | 21SBTF06MPN |
| | 21SBTF06MVN |
| 8 | 21SBTF08MPN |
| | 21SBTF08MVN |
| 9 | 21SBTF09MPN |
| | 21SBTF09MEN |
| | 21SBTF09MVN |
| | 21SBTF09MVN6 ● |
| 10 | 21SBTF10MPN |
| | 21SBTF10MEN |
| | 21SBTF10MVN |

## 21SBTS
### Plug with valve, Panel Mount with Hose Barb

*Nickel-plated brass, NBR, FKM*



*Scan for more dimensions*

| A | References |
|---|---|
| 5 | 21SBTS05MPN |
| 6 | 21SBTS06MPN |
| | 21SBTS06MVN |
| 8 | 21SBTS08MPN |
| | 21SBTS08MVN |

## 21SFAF

### Coupler without valve, Male Thread

*Nickel-plated brass*



*Scan for more dimensions*

| A | References |
|---|---|
| 7/16 UNF | 21SFAF11MXN |

## 21SFAW

### Plug without valve, Male Thread

*Nickel-plated brass*



*Scan for more dimensions*

| A | References |
|---|---|
| G1/8 | 21SFAW10MXN |
| | 21SFAW10MXN0 ● |
| | 21SFAW10MXN3 ▲ |
| | 21SFAW10MXN6 ⬢ |
| | 21SFAW10MXN8 ● |
| G1/4 | 21SFAW13MXN |
| | 21SFAW13MXN0 ● |
| | 21SFAW13MXN3 ▲ |
| | 21SFAW13MXN6 ⬢ |
| | 21SFAW13MXN8 ● |
| G3/8 | 21SFAW17MXN |

## 21SFIM

### Plug without valve, Female Thread

*Nickel-plated brass*



*Scan for more dimensions*

| A | References |
|---|---|
| M12 x 1.5 | 21SFIM12MXN |
| M14 x 1.5 | 21SFIM14MXN |

## 21SFIW

### Plug without valve, Female Thread

*Nickel-plated brass*



*Scan for more dimensions*

| A | References |
|---|---|
| G1/8 | 21SFIW10MXN |
| | 21SFIW10MXN0 ● |
| | 21SFIW10MXN3 ▲ |
| | 21SFIW10MXN6 ⬢ |
| | 21SFIW10MXN8 ● |
| G1/4 | 21SFIW13MXN |
| | 21SFIW13MXN0 ● |
| | 21SFIW13MXN3 ▲ |
| | 21SFIW13MXN6 ⬢ |
| | 21SFIW13MXN8 ● |
| G3/8 | 21SFIW17MXN |

## 21SFKK

### Plug without valve, Plastic Hose Connection with Spring Guard

*Nickel-plated brass*

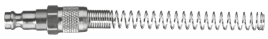

*Scan for more dimensions*

| A | References |
|---|---|
| 4 x 6 | 21SFKK06MXN |
| 6 x 8 | 21SFKK08MXN |

## 21SFKO

### Plug without valve, with Plastic Hose Connection

*Nickel-plated brass*



*Scan for more dimensions*

| A | References |
|---|---|
| 4 x 6 | 21SFKO06MXN |
| | 21SFKO06MXN0 ● |
| | 21SFKO06MXN3 ▲ |
| | 21SFKO06MXN6 ⬢ |
| | 21SFKO06MXN8 ● |
| 6 x 8 | 21SFKO08MXN |
| | 21SFKO08MXN0 ● |
| | 21SFKO08MXN3 ▲ |
| | 21SFKO08MXN6 ⬢ |
| | 21SFKO08MXN8 ● |
| 8 x 10 | 21SFKO10MXN |

## 21SFKS

### Plug without valve, Panel Mount with Plastic Hose Connection

*Nickel-plated brass*



*Scan for more dimensions*

| A | References |
|---|---|
| 4 x 6 | 21SFKS06MXN |
| 6 x 8 | 21SFKS08MXN |

## 21SFRP

### Plug without valve, Push-In

*Nickel-plated brass, NBR*



*Scan for more dimensions*

| A | References |
|---|---|
| 6 | 21SFRP06MPN |
| 8 | 21SFRP08MPN |

## 21SFTF

**Plug without valve, Hose Barb**

*Nickel-plated brass*



*Scan for more dimensions*

| A | References |
|---|---|
| 4 | 21SFTF04MXN |
| | 21SFTF04MXN0 ● |
| | 21SFTF04MXN3 ▲ |
| | 21SFTF04MXN6 ● |
| | 21SFTF04MXN8 ● |
| 5 | 21SFTF05MXN |
| 6 | 21SFTF06MXN |
| | 21SFTF06MXN0 ● |
| | 21SFTF06MXN3 ▲ |
| | 21SFTF06MXN6 ● |
| | 21SFTF06MXN8 ● |
| 8 | 21SFTF08MXN |
| 9 | 21SFTF09MXN |
| 10 | 21SFTF10MXN |

## 21SFTS

**Plug without valve, Panel Mount with Hose Barb**

*Nickel-plated brass*



*Scan for more dimensions*

| A | References |
|---|---|
| 4 | 21SFTS04MXN |
| 6 | 21SFTS06MXN |
| | 21SFTS06MXN0 ● |
| 8 | 21SFTS08MXN |

## 23KAAK

### Coupler with valve, Male Thread

*Nickel-plated brass, NBR*



*Scan for more dimensions*

| A | References |
|---|---|
| R1/4 | 23KAAK13MPN |
| R3/8 | 23KAAK17MPN |
| R1/2 | 23KAAK21MPN |

## 23KAAW

### Coupler with valve, Male Thread

*Nickel-plated brass, NBR*



*Scan for more dimensions*

| A | References |
|---|---|
| G1/4 | 23KAAW13MPN |
| G3/8 | 23KAAW17MPN |
| G1/2 | 23KAAW21MPN |

## 23KAIW

### Coupler with valve, Female Thread

*Nickel-plated brass, NBR*



*Scan for more dimensions*

| A | References |
|---|---|
| G1/4 | 23KAIW13MPN |
| G3/8 | 23KAIW17MPN |
| G1/2 | 23KAIW21MPN |

## 23KATF

### Coupler with valve, Hose Barb

*Nickel-plated brass, NBR*



*Scan for more dimensions*

| A | References |
|---|---|
| 6 | 23KATF06MPN |
| 8 | 23KATF08MPN |
| 9 | 23KATF09MPN |
| 10 | 23KATF10MPN |

## 23SFAK

### Plug without valve, Male Thread

*Nickel-plated steel*



*Scan for more dimensions*

| A | References |
|---|---|
| R1/8 | 23SFAK10SXN |
| R1/4 | 23SFAK13SXN |
| R3/8 | 23SFAK17SXN |
| R1/2 | 23SFAK21SXN |

## 23SFAW

### Plug without valve, Male Thread

*Nickel-plated steel*



*Scan for more dimensions*

| A | References |
|---|---|
| G1/8 | 23SFAW10SXN |
| G1/4 | 23SFAW13SXN |
| G3/8 | 23SFAW17SXN |
| G1/2 | 23SFAW21SXN |

## 23SFIW

### Plug without valve, Female Thread

*Nickel-plated steel*



*Scan for more dimensions*

| A | References |
|---|---|
| G1/8 | 23SFIW10SXN |
| G1/4 | 23SFIW13SXN |
| G3/8 | 23SFIW17SXN |
| G1/2 | 23SFIW21SXN |

## 23SFKO

### Plug without valve, with Plastic Hose Connection

*Nickel-plated steel*



*Scan for more dimensions*

| A | References |
|---|---|
| 8 x 10 | 23SFKO10SXN |

## 23SFTF

### Plug without valve, Hose Barb

*Nickel-plated steel*



*Scan for more dimensions*

| A | References |
|---|---|
| 6 | 23SFTF06SXN |
| 8 | 23SFTF08SXN |
| 9 | 23SFTF09SXN |
| 10 | 23SFTF10SXN |
| 13 | 23SFTF13SXN |

## 18KAAK
### Coupler with valve, Male Thread

*Nickel-plated brass, NBR*



*Scan for more dimensions*

| A | References |
|---|---|
| R1/4 | 18KAAK13MPN |
| R3/8 | 18KAAK17MPN |
| R1/2 | 18KAAK21MPN |

## 18KAAW
### Coupler with valve, Male Thread

*Nickel-plated brass, NBR*



*Scan for more dimensions*

| A | References |
|---|---|
| G1/4 | 18KAAW13MPN |
| G3/8 | 18KAAW17MPN |

## 18KAIW
### Coupler with valve, Female Thread

*Nickel-plated brass, NBR*



*Scan for more dimensions*

| A | References |
|---|---|
| G1/4 | 18KAIW13MPN |
| G3/8 | 18KAIW17MPN |

## 18KATF
### Coupler with valve, Hose Barb

*Nickel-plated brass, NBR*



*Scan for more dimensions*

| A | References |
|---|---|
| 6 | 18KATF06MPN |
| 8 | 18KATF08MPN |
| 10 | 18KATF10MPN |

## 18SFAK
### Plug without valve, Male Thread

*Nickel-plated steel*



*Scan for more dimensions*

| A | References |
|---|---|
| R1/4 | 18SFAK13SXN |

## 18SFAW
### Plug without valve, Male Thread

*Nickel-plated steel*



*Scan for more dimensions*

| A | References |
|---|---|
| G1/4 | 18SFAW13SXN |
| G3/8 | 18SFAW17SXN |

## 18SFIW
### Plug without valve, Female Thread

*Nickel-plated steel*



*Scan for more dimensions*

| A | References |
|---|---|
| G1/4 | 18SFIW13SXN |
| G3/8 | 18SFIW17SXN |

## 18SFTF
### Plug without valve, Hose Barb

*Nickel-plated steel*



*Scan for more dimensions*

| A | References |
|---|---|
| 6 | 18SFTF06SXN |
| 8 | 18SFTF08SXN |
| 10 | 18SFTF10SXN |

## 22KAAK

### Coupler with valve, Male Thread

*Nickel-plated brass, NBR*



*Scan for more dimensions*

| A | References |
|---|---|
| R1/4 | 22KAAK13MPN |
| R3/8 | 22KAAK17MPN |
| R1/2 | 22KAAK21MPN |

## 22KAIW

### Coupler with valve, Female Thread

*Nickel-plated brass, NBR*



*Scan for more dimensions*

| A | References |
|---|---|
| G1/4 | 22KAIW13MPN |
| G3/8 | 22KAIW17MPN |
| G1/2 | 22KAIW21MPN |

## 22KATF

### Coupler with valve, Hose Barb

*Nickel-plated brass, NBR*



*Scan for more dimensions*

| A | References |
|---|---|
| 6 | 22KATF06MPN |
| 8 | 22KATF08MPN |
| 10 | 22KATF10MPN |

## 22SFAK

### Plug without valve, Male Thread

*Nickel-plated steel*



*Scan for more dimensions*

| A | References |
|---|---|
| R1/8 | 22SFAK10SXN |
| R1/4 | 22SFAK13SXN |
| R3/8 | 22SFAK17SXN |
| R1/2 | 22SFAK21SXN |

## 22SFAW

### Plug without valve, Male Thread

*Nickel-plated steel*



*Scan for more dimensions*

| A | References |
|---|---|
| G1/4 | 22SFAW13SXN |
| G1/2 | 22SFAW21SXN |

## 22SFIW

### Plug without valve, Female Thread

*Nickel-plated steel*



*Scan for more dimensions*

| A | References |
|---|---|
| G1/4 | 22SFIW13SXN |
| G3/8 | 22SFIW17SXN |
| G1/2 | 22SFIW21SXN |

## 22SFTF

### Plug without valve, Hose Barb

*Nickel-plated steel*



*Scan for more dimensions*

| A | References |
|---|---|
| 6 | 22SFTF06SXN |
| 8 | 22SFTF08SXN |
| 9 | 22SFTF09SXN |
| 10 | 22SFTF10SXN |
| 13 | 22SFTF13SXN |

## 25KAAK

### Coupler with valve, Male Thread

*Nickel-plated brass, NBR, FKM*



*Scan for more dimensions*

| A | References |
|---|---|
| R1/4 | 25KAAK13MPN |
| | 25KAAK13MVN |
| R3/8 | 25KAAK17MPN |
| R1/2 | 25KAAK21MPN |
| | 25KAAK21MVN |

## 25KAAW

### Coupler with valve, Male Thread

*Nickel-plated brass, NBR, FKM*



*Scan for more dimensions*

| A | References |
|---|---|
| G1/4 | 25KAAW13MPN |
| | 25KAAW13BPN0 ● |
| | 25KAAW13BPN3 ▲ |
| | 25KAAW13BPN6 ● |
| | 25KAAW13BPN8 ● |
| | 25KAAW13MEN |
| G3/8 | 25KAAW17BPN0 ● |
| | 25KAAW17BPN3 ▲ |
| | 25KAAW17BPN6 ● |
| | 25KAAW17BPN8 ● |
| | 25KAAW17MPN |
| G1/2 | 25KAAW21BPN0 ● |
| | 25KAAW21BPN3 ▲ |
| | 25KAAW21BPN6 ● |
| | 25KAAW21BPN8 ● |
| | 25KAAW21MPN |

## 25KAIW

### Coupler with valve, Female Thread

*Nickel-plated brass, NBR*



*Scan for more dimensions*

| A | References |
|---|---|
| G1/4 | 25KAIW13BPN0 ● |
| | 25KAIW13BPN3 ▲ |
| | 25KAIW13BPN6 ● |
| | 25KAIW13BPN8 ● |
| | 25KAIW13MPN |
| G3/8 | 25KAIW17BPN0 ● |
| | 25KAIW17BPN3 ▲ |
| | 25KAIW17BPN6 ● |
| | 25KAIW17BPN8 ● |
| | 25KAIW17MPN |
| G1/2 | 25KAIW21BPN0 ● |
| | 25KAIW21BPN3 ▲ |
| | 25KAIW21BPN6 ● |
| | 25KAIW21BPN8 ● |
| | 25KAIW21MPN |

## 25KAKO

### Coupler with valve, with Plastic Hose Connection

*Nickel-plated brass, NBR*



*Scan for more dimensions*

| A | References |
|---|---|
| 8 x 10 | 25KAKO10MPN |
| 9 x 12 | 25KAKO12MPN |

## 25KATE

### Coupler with valve, Panel Mount with Hose Barb

*Nickel-plated brass, NBR*



*Scan for more dimensions*

| A | References |
|---|---|
| 19 | 25KATE19MPN |

## 25KATF

### Coupler with valve, Hose Barb

*Nickel-plated brass, NBR, EPDM, FKM*



*Scan for more dimensions*

| A | References |
|---|---|
| 6 | 25KATF06MPN |
| | 25KATF06BPN0 ● |
| | 25KATF06BPN3 ▲ |
| | 25KATF06BPN6 ● |
| | 25KATF06BPN8 ● |
| 8 | 25KATF08MPN |
| | 25KATF08MVN |
| 9 | 25KATF09MPN |
| | 25KATF09BPN0 ● |
| | 25KATF09BPN3 ▲ |
| | 25KATF09BPN6 ● |
| | 25KATF09BPN8 ● |
| | 25KATF09MEN |
| 10 | 25KATF10MPN |
| | 25KATF10MVN |
| 13 | 25KATF13MPN |
| | 25KATF13BPN0 ● |
| | 25KATF13BPN3 ▲ |
| | 25KATF13BPN6 ● |
| | 25KATF13BPN8 ● |
| | 25KATF13MVN |

## 25KATS

### Coupler with valve, Panel Mount with Hose Barb

*Nickel-plated brass, NBR*



*Scan for more dimensions*

| A | References |
|---|---|
| 8 | 25KATS08MPN |
| 10 | 25KATS10MPN |

## 25KBAK

### Coupler with valve, Male Thread

*Nickel-plated brass, NBR, FKM*



*Scan for more dimensions*

| A | References |
|---|---|
| R1/4 | 25KBAK13MPN |
| | 25KBAK13MVN |
| R3/8 | 25KBAK17MPN |
| R1/2 | 25KBAK21MPN |
| | 25KBAK21MVN |

## 25KBAW

### Coupler with valve, Male Thread

*Nickel-plated brass, NBR, FKM*



Scan for more dimensions

| A | References |
|---|---|
| G1/4 | 25KBAW13MPN |
| | 25KBAW13BVN8 ● |
| | 25KBAW13MVN |
| G3/8 | 25KBAW17MPN |
| | 25KBAW17BPN0 ● |
| | 25KBAW17BPN3 ▲ |
| | 25KBAW17BPN6 ● |
| | 25KBAW17BPN8 ● |
| | 25KBAW17MEN |
| | 25KBAW17MVN |
| G1/2 | 25KBAW21MPN |

## 25KBIM

### Coupler with valve, Male Thread

*Nickel-plated brass, NBR, FKM*



Scan for more dimensions

| A | References |
|---|---|
| M14x1.5 | 25KBIM14MPN |
| M16x1.5 | 25KBIM16MPN |
| M18x1.5 | 25KBIM18MPN |
| | 25KBIM18MVN |

## 25KBIW

### Coupler with valve, Female Thread

*Nickel-plated brass, NBR, EPDM, FKM*



Scan for more dimensions

| A | References |
|---|---|
| G1/4 | 25KBIW13MPN |
| | 25KBIW13MEN |
| | 25KBIW13MVN |
| | 25KBIW13BPN0 ● |
| | 25KBIW13BPN3 ▲ |
| | 25KBIW13BPN6 ● |
| | 25KBIW13BPN8 ● |
| | 25KBIW13BEN6 |
| | 25KBIW13BVN6 ● |
| G3/8 | 25KBIW17MPN |
| | 25KBIW17MVN |
| | 25KBIW17BPN0 ● |
| G1/2 | 25KBIW21MPN |
| | 25KBIW21MEN |
| | 25KBIW21MVN |
| | 25KBIW21BPN3 ▲ |

## 25KBKO

### Coupler with valve, with Plastic Hose Connection

*Nickel-plated brass, NBR*



Scan for more dimensions

| A | References |
|---|---|
| 6 x 8 | 25KBKO08MPN |
| 8 x 10 | 25KBKO10MPN |
| 9 x 12 | 25KBKO12MPN |

## 25KBTF

### Coupler with valve, Hose Barb

*Nickel-plated brass, NBR, EPDM, FKM*



Scan for more dimensions

| A | References |
|---|---|
| 6 | 25KBTF06MPN |
| 8 | 25KBTF08MPN |
| 9 | 25KBTF09MPN |
| | 25KBTF09MEN |
| | 25KBTF09MVN |
| 10 | 25KBTF10MPN |
| | 25KBTF10MEN |
| | 25KBTF10MVN |
| 13 | 25KBTF13MPN |
| | 25KBTF13MEN |
| | 25KBTF13BEN8 ● |
| | 25KBTF13MVN |

## 25KBTS

### Coupler with valve, Panel Mount with Hose Barb

*Nickel-plated brass, NBR, FKM*



Scan for more dimensions

| A | References |
|---|---|
| 8 | 25KBTS08MPN |
| | 25KBTS08MVN |
| 10 | 25KBTS10MPN |

## 25KFAK

### Coupler without valve, Male Thread

*Nickel-plated brass, NBR*



Scan for more dimensions

| A | References |
|---|---|
| R3/8 | 25KFAK17MPN |

## 25KFAW

### Coupler without valve, Male Thread

*Nickel-plated brass, NBR, FKM*



Scan for more dimensions

| A | References |
|---|---|
| G1/8 | 25KFAW10MPN |
| G1/4 | 25KFAW13MPN |
| | 25KFAW13MVN |
| G3/8 | 25KFAW17MPN |
| | 25KFAW17MVN |
| G1/2 | 25KFAW21MPN |
| | 25KFAW21MVN |

## 25KFIW

### Coupler without valve, Female Thread

*Nickel-plated brass, NBR, FKM*



Scan for more dimensions

| A | References |
|---|---|
| G1/4 | 25KFIW13MPN |
| | 25KFIW13MVN |
| G3/8 | 25KFIW17MPN |
| | 25KFIW17MVN |
| G1/2 | 25KFIW21MPN |

## 25KFTF
### Coupler without valve, Hose Barb

*Nickel-plated brass, NBR*



*Scan for more dimensions*

| A | References |
|---|---|
| 6 | 25KFTF06MPN |
| 9 | 25KFTF09MPN |
| 10 | 25KFTF10MPN |
| 13 | 25KFTF13MPN |

## 25SBAK
### Plug with valve, Male Thread

*Nickel-plated brass, NBR*



*Scan for more dimensions*

| A | References |
|---|---|
| R3/8 | 25SBAK17MPN |
| R1/2 | 25SBAK21MPN |

## 25SBAW
### Plug with valve, Male Thread

*Nickel-plated brass, NBR, EPDM, FKM*



*Scan for more dimensions*

| A | References |
|---|---|
| G1/8 | 25SBAW10MPN |
| | 25SBAW10MXN |
| G1/4 | 25SBAW13MPN |
| | 25SBAW13MEN |
| | 25SBAW13MEN8 ● |
| | 25SBAW13MVN |
| G3/8 | 25SBAW17MPN |
| | 25SBAW17MPN0 ● |
| | 25SBAW17MPN3 ▲ |
| | 25SBAW17MPN6 ● |
| | 25SBAW17MPN8 ● |
| | 25SBAW17MVN |
| G1/2 | 25SBAW21MPN |
| | 25SBAW21MPN8 ● |
| | 25SBAW21MEN |
| | 25SBAW21MEN6 ● |
| | 25SBAW21MEN8 ● |
| | 25SBAW21MVN |

## 25SBIM
### Plug with valve, Female Thread

*Nickel-plated brass, NBR*



*Scan for more dimensions*

| A | References |
|---|---|
| M14x1 | 25SBIM14MPN |
| M18x1.5 | 25SBIM18MPN |

## 25SBIW
### Plug with valve, Female Thread

*Nickel-plated brass, NBR, FKM*



*Scan for more dimensions*

| A | References |
|---|---|
| G1/4 | 25SBIW13MPN |
| | 25SBIW13MPN0 ● |
| | 25SBIW13MPN3 ▲ |
| | 25SBIW13MPN6 ● |
| | 25SBIW13MPN8 ● |
| | 25SBIW13MVN |
| | 25SBIW13MVN6 ● |
| G3/8 | 25SBIW17MPN |
| G1/2 | 25SBIW21MPN |
| | 25SBIW21MPN6 ● |

## 25SBKO
### Plug with valve, with Plastic Hose Connection

*Nickel-plated brass, NBR*



*Scan for more dimensions*

| A | References |
|---|---|
| 6 x 8 | 25SBKO08MPN |
| 8 x 10 | 25SBKO10MPN |
| 9 x 12 | 25SBKO12MPN |

## 25SBTF
### Plug with valve, Hose Barb

*Nickel-plated brass, NBR, EPDM, FKM*



*Scan for more dimensions*

| A | References |
|---|---|
| 6 | 25SBTF06MPN |
| | 25SBTF06MPN3 ▲ |
| | 25SBTF06MPN6 ● |
| | 25SBTF06MVN |
| 8 | 25SBTF08MPN |
| 9 | 25SBTF09MPN |
| | 25SBTF09MPN0 ● |
| | 25SBTF09MPN3 ▲ |
| | 25SBTF09MEN |
| 10 | 25SBTF10MPN |
| | 25SBTF10MEN |
| | 25SBTF10MVN |
| 13 | 25SBTF13MPN |

## 25SBTS
### Plug with valve, Panel Mount with Hose Barb

*Nickel-plated brass, NBR, FKM*



*Scan for more dimensions*

| A | References |
|---|---|
| 8 | 25SBTS08MPN |
| | 25SBTS08MVN |
| 10 | 25SBTS10MPN |
| | 25SBTS10MVN |

## 25SFAK
### Plug without valve, Male Thread

*Zinc plated steel*



*Scan for more dimensions*

| A | References |
|---|---|
| R1/8 | 25SFAK10SXZ |
| R1/4 | 25SFAK13SXZ |
| R3/8 | 25SFAK17SXZ |
| R1/2 | 25SFAK21SXZ |

## 25SFAW

### Plug without valve, Male Thread

*Zinc plated steel/Nickel-plated brass*



*Scan for more dimensions*

| A | References |
|---|---|
| G1/8 | 25SFAW10SXZ |
| | 25SFAW10MXN |
| G1/4 | 25SFAW13SXZ |
| | 25SFAW13MXN |
| | 25SFAW13MXN0 ● |
| | 25SFAW13MXN3 ▲ |
| | 25SFAW13MXN6 ● |
| | 25SFAW13MXN8 ● |
| G3/8 | 25SFAW17SXZ |
| | 25SFAW17MXN |
| | 25SFAW17MXN0 ● |
| | 25SFAW17MXN3 ▲ |
| | 25SFAW17MXN6 ● |
| | 25SFAW17MXN8 ● |
| G1/2 | 25SFAW21SXZ |
| | 25SFAW21MXN |
| | 25SFAW21MXN6 ● |

## 25SFIM

### Plug without valve, Female Thread

*Zinc plated steel/Nickel-plated brass*



*Scan for more dimensions*

| A | References |
|---|---|
| M14x1.5 | 25SFIM14MXN |
| M16x1.5 | 25SFIM16SXZ |
| | 25SFIM16MXN |

## 25SFIW

### Plug without valve, Female Thread

*Zinc plated steel/Nickel-plated brass*



*Scan for more dimensions*

| A | References |
|---|---|
| G1/8 | 25SFIW10SXZ |
| | 25SFIW10MXN |
| G1/4 | 25SFIW13SXZ |
| | 25SFIW13MXN |
| | 25SFIW13MXN0 ● |
| | 25SFIW13MXN3 ▲ |
| | 25SFIW13MXN6 ● |
| | 25SFIW13MXN8 ● |
| G3/8 | 25SFIW17SXZ |
| | 25SFIW17MXN |
| | 25SFIW17MXN0 ● |
| | 25SFIW17MXN3 ▲ |
| | 25SFIW17MXN6 ● |
| | 25SFIW17MXN8 ● |
| G1/2 | 25SFIW21SXZ |
| | 25SFIW21MXN |

## 25SFKK

### Plug without valve, Plastic Hose Connection with Spring Guard

*Nickel-plated brass*



*Scan for more dimensions*

| A | References |
|---|---|
| 4 x 6 | 25SFKK06MXN |
| 6 x 8 | 25SFKK08MXN |
| 8 x 10 | 25SFKK10MXN |
| 9 x 12 | 25SFKK12MXN |

## 25SFKO

### Plug without valve, with Plastic Hose Connection

*Nickel-plated brass*



*Scan for more dimensions*

| A | References |
|---|---|
| 4 x 6 | 25SFKO06MXN |
| 6 x 8 | 25SFKO08MXN |
| 8 x10 | 25SFKO10MXN |
| 9 x 12 | 25SFKO12MXN |

## 25SFTF

### Plug without valve, Hose Barb

*Zinc plated steel/Nickel-plated brass*



*Scan for more dimensions*

| A | References |
|---|---|
| 4 | 25SFTF04MXN |
| 6 | 25SFTF06SXZ |
| | 25SFTF06MXN |
| | 25SFTF06MXN0 ● |
| | 25SFTF06MXN3 ▲ |
| | 25SFTF06MXN6 ● |
| | 25SFTF06MXN8 ● |
| 8 | 25SFTF08SXZ |
| | 25SFTF08MXN |
| 9 | 25SFTF09SXZ |
| | 25SFTF09MXN |
| | 25SFTF09MXN0 ● |
| | 25SFTF09MXN3 ▲ |
| | 25SFTF09MXN6 ● |
| | 25SFTF09MXN8 ● |
| 10 | 25SFTF10SXZ |
| | 25SFTF10MXN |
| 13 | 25SFTF13SXZ |
| | 25SFTF13MXN |

## 25SFTS

### Plug without valve, Panel Mount with Hose Barb

*Nickel-plated brass*



*Scan for more dimensions*

| A | References |
|---|---|
| 8 | 25SFTS08MXN |
| 10 | 25SFTS10MXN |

## 30KAAW
### Coupler with valve, Male Thread

*Nickel-plated steel, NBR*



*Scan for more dimensions*

| A | References |
|---|---|
| G1/4 | 30KAAW13SPN |
| G3/8 | 30KAAW17SPN |
| G1/2 | 30KAAW21SPN |

## 30KAIW
### Coupler with valve, Female Thread

*Nickel-plated steel, NBR*



*Scan for more dimensions*

| A | References |
|---|---|
| G1/4 | 30KAIW13SPN |
| G3/8 | 30KAIW17SPN |
| G1/2 | 30KAIW21SPN |

## 30KATF
### Coupler with valve, Hose Barb

*Nickel-plated steel, NBR*



*Scan for more dimensions*

| A | References |
|---|---|
| 8 | 30KATF08SPN |
| 10 | 30KATF10SPN |
| 13 | 30KATF13SPN |

## 30SFAW
### Plug without valve, Male Thread

*Nickel-plated steel*



*Scan for more dimensions*

| A | References |
|---|---|
| G1/4 | 30SFAW13SXN |
| G3/8 | 30SFAW17SXN |
| G1/2 | 30SFAW21SXN |

## 30SFIW
### Plug without valve, Female Thread

*Nickel-plated steel*



*Scan for more dimensions*

| A | References |
|---|---|
| G1/4 | 30SFIW13SXN |
| G3/8 | 30SFIW17SXN |
| G1/2 | 30SFIW21SXN |

## 30SFTF
### Plug without valve, Hose Barb

*Nickel-plated steel*



*Scan for more dimensions*

| A | References |
|---|---|
| 8 | 30SFTF08SXN |
| 10 | 30SFTF10SXN |
| 13 | 30SFTF13SXN |

## 40KAIW

**Coupler with valve, Female Thread**

*Nickel-plated brass, NBR*



*Scan for more dimensions*

| A | References |
|---|---|
| G3/8 | 40KAIW17MPN |
| G1/2 | 40KAIW21MPN |

## 40SFAK

**Plug without valve, Male Thread**

*Nickel-plated steel*



*Scan for more dimensions*

| A | References |
|---|---|
| R3/8 | 40SFAK17SXN |
| R1/2 | 40SFAK21SXN |

## 40SFIW

**Plug without valve, Female Thread**

*Nickel-plated steel*



*Scan for more dimensions*

| A | References |
|---|---|
| G3/8 | 40SFIW17SXN |
| G1/2 | 40SFIW21SXN |

## 40SFTF

**Plug without valve, Hose Barb**

*Nickel-plated steel*



*Scan for more dimensions*

| A | References |
|---|---|
| 10 | 40SFTF10SXN |
| 13 | 40SFTF13SXN |

## 27KAAK
### Coupler with valve, Male Thread

*Nickel-plated brass, NBR*



*Scan for more dimensions*

| A | References |
|---|---|
| R1/4 | 27KAAK13MPN |
| R3/8 | 27KAAK17MPN |
| R1/2 | 27KAAK21MPN |
| R3/4 | 27KAAK26MPN |

## 27KAAW
### Coupler with valve, Male Thread

*Nickel-plated brass, NBR*



*Scan for more dimensions*

| A | References |
|---|---|
| G3/8 | 27KAAW17MPN |
| G1/2 | 27KAAW21MPN |

## 27KAIW
### Coupler with valve, Female Thread

*Nickel-plated brass, NBR, FKM*



*Scan for more dimensions*

| A | References |
|---|---|
| G1/4 | 27KAIW13MPN |
| G3/8 | 27KAIW17MPN |
| G1/2 | 27KAIW21MPN |
| | 27KAIW21MVN |
| G3/4 | 27KAIW26MPN |

## 27KATF
### Coupler with valve, Hose Barb

*Nickel-plated brass, NBR, FKM*



*Scan for more dimensions*

| A | References |
|---|---|
| 9 | 27KATF09MPN |
| 10 | 27KATF10MPN |
| 13 | 27KATF13MPN |
| | 27KATF13MVN |
| 16 | 27KATF16MPN |
| 19 | 27KATF19MPN |

## 27KBAK
### Coupler with valve, Male Thread

*Nickel-plated brass, NBR, EPDM, FKM*



*Scan for more dimensions*

| A | References |
|---|---|
| R1/4 | 27KBAK13MPN |
| R3/8 | 27KBAK17MPN |
| | 27KBAK17BPN |
| | 27KBAK17MEN |
| | 27KBAK17MVN |
| R1/2 | 27KBAK21MPN |
| | 27KBAK21MVN |
| R3/4 | 27KBAK26MPN |
| | 27KBAK26BPN |

## 27KBAW
### Coupler with valve, Male Thread

*Nickel-plated brass, NBR*



*Scan for more dimensions*

| A | References |
|---|---|
| G3/8 | 27KBAW17MPN |
| G1/2 | 27KBAW21MPN |
| G3/4 | 27KBAW26MPN |

## 27KBIW
### Coupler with valve, Female Thread

*Nickel-plated brass, NBR, EPDM, FKM*



*Scan for more dimensions*

| A | References |
|---|---|
| G1/4 | 27KBIW13MPN |
| | 27KBIW13MEN |
| | 27KBIW13MVN |
| G3/8 | 27KBIW17MPN |
| | 27KBIW17MEN |
| | 27KBIW17MVN |
| G1/2 | 27KBIW21MPN |
| | 27KBIW21MEN |
| | 27KBIW21MVN |
| G3/4 | 27KBIW26MPN |
| | 27KBIW26MEN |
| | 27KBIW26MVN |

## 27KBTF
### Coupler with valve, Hose Barb

*Nickel-plated brass, NBR, EPDM, FKM*



*Scan for more dimensions*

| A | References |
|---|---|
| 8 | 27KBTF08MPN |
| 9 | 27KBTF09MPN |
| 10 | 27KBTF10MPN |
| 13 | 27KBTF13MPN |
| | 27KBTF13MEN |
| | 27KBTF13MVN |
| 16 | 27KBTF16MPN |
| | 27KBTF16MVN |
| 19 | 27KBTF19MPN |

## 27KFAK
### Coupler without valve, Male Thread

*Nickel-plated brass, NBR, EPDM, FKM*



*Scan for more dimensions*

| A | References |
|---|---|
| R1/4 | 27KFAK13MPN |
| R3/8 | 27KFAK13MVN |
| R1/2 | 27KFAK21MVN |
| R3/4 | 27KFAK26MEN |

## 27KFAW
### Coupler without valve, Male Thread

*Nickel-plated brass, NBR, FKM*



*Scan for more dimensions*

| A | References |
|---|---|
| G3/8 | 27KFAW17MPN |
| G1/2 | 27KFAW21MVN |

## 27KFIW
### Coupler without valve, Female Thread

*Nickel-plated brass, NBR, FKM*



*Scan for more dimensions*

| A | References |
|---|---|
| G3/8 | 27KFIW17MPN |
| | 27KFIW17MVN |
| G1/2 | 27KFIW21MPN |
| G3/4 | 27KFIW26MPN |

## 27KFTF
### Coupler without valve, Hose Barb

*Nickel-plated brass, NBR, EPDM*



*Scan for more dimensions*

| A | References |
|---|---|
| 10 | 27KFTF10MEN |
| 13 | 27KFTF13MPN |

## 27SBAK
### Plug with valve, Male Thread

*Nickel-plated brass, NBR, EPDM, FKM*



*Scan for more dimensions*

| A | References |
|---|---|
| R1/4 | 27SBAK13MPN |
| R3/8 | 27SBAK17MPN |
| R1/2 | 27SBAK21MPN |
| | 27SBAK21MEN |
| | 27SBAK21MVN |
| R3/4 | 27SBAK26MPN |

## 27SBAW
### Plug with valve, Male Thread

*Nickel-plated brass, NBR, EPDM*



*Scan for more dimensions*

| A | References |
|---|---|
| G3/8 | 27SBAW17MPN |
| G1/2 | 27SBAW21MEN |
| | 27SBAW21MPN |

## 27SBIW
### Plug with valve, Female Thread

*Nickel-plated brass, NBR, EPDM, FKM*



*Scan for more dimensions*

| A | References |
|---|---|
| G1/4 | 27SBIW13MPN |
| G3/8 | 27SBIW17MPN |
| | 27SBIW17MEN |
| | 27SBIW17MVN |
| G1/2 | 27SBIW21MPN |
| | 27SBIW21MEN |
| | 27SBIW21MVN |
| G3/4 | 27SBIW26MPN |
| | 27SBIW26MVN |

## 27SBTF
### Plug with valve, Hose Barb

*Nickel-plated brass, NBR, FKM*



*Scan for more dimensions*

| A | References |
|---|---|
| 8 | 27SBTF08MPN |
| 9 | 27SBTF09MPN |
| 10 | 27SBTF10MPN |
| | 27SBTF10MVN |
| 13 | 27SBTF13MPN |
| | 27SBTF13MVN |
| 16 | 27SBTF16MPN |
| 19 | 27SBTF19MPN |
| | 27SBTF19MVN |

## 27SFAK
### Plug without valve, Male Thread

*Nickel-plated steel*



*Scan for more dimensions*

| A | References |
|---|---|
| R1/4 | 27SFAK13SXN |
| R3/8 | 27SFAK17SXN |
| R1/2 | 27SFAK21SXN |
| R3/4 | 27SFAK26SXN |

## 27SFAW
### Plug without valve, Male Thread

*Nickel-plated brass / Nickel-plated steel*



*Scan for more dimensions*

| A | References |
|---|---|
| G1/4 | 27SFAW13MXN |
| G3/8 | 27SFAW17SXN |
| G1/2 | 27SFAW21SXN |
| G3/4 | 27SFAW26SXN |

## 27SFIW
### Plug without valve, Female Thread

*Nickel-plated steel*



*Scan for more dimensions*

| A | References |
|---|---|
| G1/4 | 27SFIW13SXN |
| G3/8 | 27SFIW17SXN |
| G1/2 | 27SFIW21SXN |
| G3/4 | 27SFIW26SXN |

## 27SFTF
### Plug without valve, Hose Barb

*Nickel-plated steel*



*Scan for more dimensions*

| A | References |
|---|---|
| 10 | 27SFTF10SXN |
| 13 | 27SFTF13SXN |
| 16 | 27SFTF16SXN |
| 19 | 27SFTF19SXN |

## 37KAAW
### Coupler with valve, Male Thread

*Nickel-plated brass, NBR*



*Scan for more dimensions*

| A | References |
|---|---|
| G1/2 | 37KAAW21MPN |
| G3/4 | 37KAAW26MPN |

## 37KAIW
### Coupler with valve, Female Thread

*Nickel-plated brass, NBR*



*Scan for more dimensions*

| A | References |
|---|---|
| G1/2 | 37KAIW21MPN |
| G3/4 | 37KAIW26MPN |

## 37KATF
### Coupler without valve, Hose Barb

*Nickel-plated brass, NBR*



*Scan for more dimensions*

| A | References |
|---|---|
| 10 | 37KATF10MPN |
| 16 | 37KATF16MPN |
| 19 | 37KATF19MPN |

## 37SFAK
### Plug without valve, Male Thread

*Nickel-plated steel*



*Scan for more dimensions*

| A | References |
|---|---|
| R1/2 | 37SFAK21SXN |
| R3/4 | 37SFAK26SXN |

## 37SFAW
### Plug without valve, Male Thread

*Nickel-plated steel*



*Scan for more dimensions*

| A | References |
|---|---|
| G3/8 | 37SFAW17SXN |
| G1/2 | 37SFAW21SXN |

## 37SFIT
### Plug without valve, Female Thread

*Nickel-plated steel*



*Scan for more dimensions*

| A | References |
|---|---|
| 3/8 NPT | 37SFIT17SXN |

## 37SFIW
### Plug without valve, Female Thread

*Nickel-plated steel*



*Scan for more dimensions*

| A | References |
|---|---|
| G1/2 | 37SFIW21SXN |
| G3/4 | 37SFIW26SXN |

## 37SFTF
### Plug without valve, Hose Barb

*Nickel-plated steel*



*Scan for more dimensions*

| A | References |
|---|---|
| 10 | 37SFTF10SXN |
| 13 | 37SFTF13SXN |
| 16 | 37SFTF16SXN |
| 19 | 37SFTF19SXN |

## 75KBIW

**Coupler with valve, Female Thread**

*Nickel-plated brass, NBR*



*Scan for more dimensions*

| Size | A | References |
|---|---|---|
| 3/4'' | G3/4 | 75KBIW26MPN |

## 75SBIW

**Plug with valve, Female Thread**

*Nickel-plated brass, NBR*



*Scan for more dimensions*

| Size | A | References |
|---|---|---|
| 3/4'' | G3/4 | 75SBIW26MPN |

## 38KBAW
### Coupler with valve, Male Thread

*Nickel-plated brass, NBR*



*Scan for more dimensions*

| A | References |
|---|---|
| G1/2 | 38KBAW21MPN |
| G3/4 | 38KBAW26MPN |
| G1 | 38KBAW33MPN |

## 38KBIW
### Coupler with valve, Female Thread

*Nickel-plated brass, NBR, EPDM*



*Scan for more dimensions*

| A | References |
|---|---|
| G1/2 | 38KBIW21MPN |
| G3/4 | 38KBIW26MPN |
| | 38KBIW26MEN |
| G1 | 38KBIW33MPN |

## 38KBTF
### Coupler with valve, Hose Barb

*Nickel-plated brass, NBR*



*Scan for more dimensions*

| A | References |
|---|---|
| 13 | 38KBTF13MPN |
| 16 | 38KBTF16MPN |
| 19 | 38KBTF19MPN |
| 25 | 38KBTF25MPN |

## 38SBAW
### Plug with valve, Male Thread

*Nickel-plated brass, NBR*



*Scan for more dimensions*

| A | References |
|---|---|
| G1/2 | 38SBAW21MPN |
| G3/4 | 38SBAW26MPN |
| G1 | 38SBAW33MPN |

## 38SBIW
### Plug with valve, Female Thread

*Nickel-plated brass, NBR*



*Scan for more dimensions*

| A | References |
|---|---|
| G1/2 | 38SBIW21MPN |
| G3/4 | 38SBIW26MPN |
| G1 | 38SBIW33MPN |

## 38SBTF
### Plug with valve, Hose Barb

*Nickel-plated brass, NBR*



*Scan for more dimensions*

| A | References |
|---|---|
| 13 | 38SBTF13MPN |
| 19 | 38SBTF19MPN |
| 25 | 38SBTF25MPN |

## 38SFAW
### Plug without valve, Male Thread

*Nickel-plated brass*



*Scan for more dimensions*

| A | References |
|---|---|
| G1/2 | 38SFAW21MXN |
| G3/4 | 38SFAW26MXN |
| G1 | 38SFAW33MXN |

## 38SFIW
### Plug without valve, Female Thread

*Nickel-plated brass*



*Scan for more dimensions*

| A | References |
|---|---|
| G1/2 | 38SFIW21MXN |
| G3/4 | 38SFIW26MXN |
| G1 | 38SFIW33MXN |

## 38SFTF
### Plug without valve, Hose Barb

*Nickel-plated brass*



*Scan for more dimensions*

| A | References |
|---|---|
| 13 | 38SFTF13MXN |
| 19 | 38SFTF19MXN |
| 25 | 38SFTF25MXN |

## 39KBAW
**Coupler with valve, Male Thread**



*Nickel-plated brass, NBR*

*Scan for more dimensions*

| A | References |
|---|---|
| G3/4 | 39KBAW26MPN |
| G1 | 39KBAW33MPN |

## 39KBIW
**Coupler with valve, Female Thread**



*Nickel-plated brass, NBR*

*Scan for more dimensions*

| A | References |
|---|---|
| G3/4 | 39KBIW26MPN |
| G1 | 39KBIW33MPN |

## 39KBTF
**Coupler with valve, Hose Barb**



*Nickel-plated brass, NBR*

*Scan for more dimensions*

| A | References |
|---|---|
| 19 | 39KBTF19MPN |
| 25 | 39KBTF25MPN |

## 39SBAW
**Plug with valve, Male Thread**



*Nickel-plated brass, NBR*

*Scan for more dimensions*

| A | References |
|---|---|
| G3/4 | 39SBAW26MPN |

## 39SBIW
**Plug with valve, Female Thread**



*Nickel-plated brass, NBR*

*Scan for more dimensions*

| A | References |
|---|---|
| G1 | 39SBIW33MPN |

## 39SFIW
**Plug without valve, Female Thread**



*Nickel-plated brass*

*Scan for more dimensions*

| A | References |
|---|---|
| G1 | 39SFIW33MXN |

# STAINLESS STEEL COUPLERS



Made of stainless steel, this range of **Rectus couplers** is the most suitable metal solution for corrosive environments. It is also ideal for applications with treated water, regardless of the external environment.

## Technical specifications

**Fluids:** compressed air, neutral gases, industrial water and treated water with or without glycol

**Operating pressure:** up to 35 bar (100 to 250 bar for the 70 series)

**Operating temperature:** -15°C to +200°C

**Functions:** KA, KB, KF

**Regulations:** RoHS, REACh

## Components materials

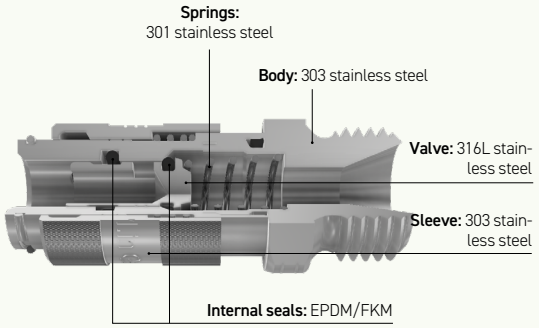


| Nominal diameter (mm) | Profile | Flow rate (NL/min)* | | Series coupler | Plugs series |
|---|---|---|---|---|---|
| | | Air | Water | | |
| 2.7 | EURO | 130 (KB) to 165 (KA) | 1.2 (KB) to 1.5 (KA) | 20 | 20 |
| 3 | ISO C | 160 (KB) | 2.2 (KB) | 303 | 303 |
| 5 | EURO | 310 (KB) to 550 (KA) | 2.7 (KB) to 7 (KA) | 21 | 21 |
| 5 | Rectus | 310 (KB) to 550 (KA) | 2.7 (KB) to 7 (KA) | 21 coded | 21 coded |
| 7.4 | EURO | 710 (KB) to 1800 (KA) | 7.1 (KB) to 28 (KA) | 25 | 25 |
| 10 | EURO | 950 (KB) to 2400 (KA) | 14 (KB) to 31 (KA) | 27 | 27 |
| 4.3-20 | ISO 7241-1 B | - | 6 (KB)<br>9 (KB)<br>17 (KB)<br>33 (KB)<br>79 (KB)<br>117 (KB) | 71<br>72<br>73<br>74<br>75<br>76 | 71<br>72<br>73<br>74<br>75<br>76 |

** Inlet pressure at 6 bar, pressure drop of 0.5 bar.*

Performance depends on the fluids, materials and tube used.

## Identification of coded versions




## Benefits

- **Fully stainless steel design in 303 or 316L** with FKM seal to withstand corrosive external environments while maintaining fluid integrity.
- **Available with EPDM** seals for conveying treated water (deionised, demineralised, pure).
- **Ideal for applications requiring a high level of cleanliness** and using aggressive or corrosive cleaning products (medical & analysis, food processing machinery, etc.)
- **The 70 series stands out for its high flow rate,** high pressure resistance and low pressure drop.

## Recommended applications



*Ideal level of cleanliness in laboratories*



*Compatibility with process water*

## 20KAAF

**Coupler with valve, Male Thread**

*Stainless steel 303, FKM*



Scan for more dimensions

| A | References |
|---|---|
| 10-32 UNF | 20KAAF05RVX |

## 20KAAM

**Coupler with valve, Male Thread**

*Stainless steel 303/316L, EPDM, FKM*



Scan for more dimensions

| A | References |
|---|---|
| M5 | 20KAAM05RVX |
| | 20KAAM05EEX |
| | 20KAAM05EVX |

## 20KAAW

**Coupler with valve, Male Thread**

*Stainless steel 303/316L, FKM*



Scan for more dimensions

| A | References |
|---|---|
| G1/8 | 20KAAW10RVX |
| G1/8 | 20KAAW10EVX |

## 20KAIM

**Coupler with valve, Female Thread**

*Stainless steel 316L, FKM*



Scan for more dimensions

| A | References |
|---|---|
| M5 | 20KAIM05EVX |
| M6 | 20KAIM06EVX |

## 20KAIW

**Coupler with valve, Female Thread**

*Stainless steel 303/316L, FKM*



Scan for more dimensions

| A | References |
|---|---|
| G1/8 | 20KAIW10RVX |
| G1/8 | 20KAIW10EVX |

## 20KAKO

**Coupler with valve, with Plastic Hose Connection**

*Stainless steel 303/316L, EPDM, FKM*



Scan for more dimensions

| A | References |
|---|---|
| 3 x 4 | 20KAKO04RVX |
| | 20KAKO04EVX |
| 3 x 5 | 20KAKO05EVX |
| 4 x 6 | 20KAKO06REX |
| | 20KAKO06RVX |
| | 20KAKO06EVX |

## 20KAKS

**Coupler with valve, with Plastic Hose Connection**

*Stainless steel 303, FKM*



Scan for more dimensions

| A | References |
|---|---|
| 3 x 4 | 20KAKS04RVX |
| 3 x 5 | 20KAKS05RVX |
| 4 x 6 | 20KAKS06RVX |

## 20KATF

**Coupler with valve, Hose Barb**

*Stainless steel 303/316L, FKM*



Scan for more dimensions

| A | References |
|---|---|
| 4 | 20KATF04RVX |
| 4 | 20KATF04EVX |
| 5 | 20KATF05RVX |

## 20KBAM

**Coupler with valve, Male Thread**

*Stainless steel 303/316L, EPDM, FKM*



Scan for more dimensions

| A | References |
|---|---|
| M5 | 20KBAM05RVX |
| | 20KBAM05EEX |
| | 20KBAM05EVX |

## 20KBAW

**Coupler with valve, Male Thread**

*Stainless steel 303/316L, EPDM, FKM*



Scan for more dimensions

| A | References |
|---|---|
| G1/8 | 20KBAW10RVX |
| | 20KBAW10EEX |
| | 20KBAW10EVX |

## 20KBIM

**Coupler with valve, Female Thread**

*Stainless steel 303/316L, FKM*



Scan for more dimensions

| A | References |
|---|---|
| M5 | 20KBIM05RVX |
| M5 | 20KBIM05EVX |

## 20KBIW

**Coupler with valve, Female Thread**

*Stainless steel 303/316L, EPDM, FKM*



Scan for more dimensions

| A | References |
|---|---|
| G1/8 | 20KBIW10RVX |
| | 20KBIW10EEX |
| | 20KBIW10EVX |

## 20KBKO
**Coupler with valve, with Plastic Hose Connection**

*Stainless steel 303/316L, EPDM, FKM*



Scan for more dimensions

| A | References |
|---|---|
| 3 x 4 | 20KBKO04REX |
| | 20KBKO04RVX |
| | 20KBKO04EVX |
| 4 x 6 | 20KBKO06RVX |
| | 20KBKO06EVX |

## 20KBKS
**Coupler with valve, with Plastic Hose Connection**

*Stainless steel 303, EPDM, FKM*



Scan for more dimensions

| A | References |
|---|---|
| 3 x 4 | 20KBKS04RVX |
| 3 x 5 | 20KBKS05RVX |
| 4 x 6 | 20KBKS06REX |
| | 20KBKS06RVX |

## 20KBTF
**Coupler with valve, Hose Barb**

*Stainless steel 303/316L, EPDM, FKM*



Scan for more dimensions

| A | References |
|---|---|
| 4 | 20KBTF04RVX |
| | 20KBTF04EEX |
| | 20KBTF04EVX |
| 5 | 20KBTF05RVX |

## 20SBAM
**Plug with valve, Male Thread**

*Stainless steel 303/316L, FKM*



Scan for more dimensions

| A | References |
|---|---|
| M5 | 20SBAM05RVX |
| M5 | 20SBAM05EVX |

## 20SBAW
**Plug with valve, Male Thread**

*Stainless steel 303/316L, EPDM, FKM*



Scan for more dimensions

| A | References |
|---|---|
| G1/8 | 20SBAW10REX |
| | 20SBAW10RVX |
| | 20SBAW10EEX |
| | 20SBAW10EVX |

## 20SBIM
**Plug with valve, Female Thread**

*Stainless steel 303/316L, FKM*



Scan for more dimensions

| A | References |
|---|---|
| M5 | 20SBIM05RVX |
| | 20SBIM05EVX |

## 20SBIW
**Plug with valve, Female Thread**

*Stainless steel 303/316L, FKM*



Scan for more dimensions

| A | References |
|---|---|
| G1/8 | 20SBIW10RVX |
| G1/8 | 20SBIW10EVX |

## 20SBKO
**Plug with valve, with Plastic Hose Connection**

*Stainless steel 303/316L, EPDM, FKM*



Scan for more dimensions

| A | References |
|---|---|
| 3 x 4 | 20SBKO04REX |
| | 20SBKO04RVX |
| | 20SBKO04EVX |
| 3 x 5 | 20SBKO05EVX |
| 4 x 6 | 20SBKO06REX |
| | 20SBKO06RVX |
| | 20SBKO06EVX |

## 20SBKS
**Plug with valve, Panel Mount with Plastic Hose Connection**

*Stainless steel 303/316L, FKM*



Scan for more dimensions

| A | References |
|---|---|
| 3 x 4 | 20SBKS04RVX |
| 4 x 6 | 20SBKS06RVX |
| | 20SBKS06EVX |

## 20SBTF
**Plug with valve, Hose Barb**

*Stainless steel 303/316L, EPDM, FKM*



Scan for more dimensions

| A | References |
|---|---|
| 4 | 20SBTF04RVX |
| 4 | 20SBTF04EEX |
| 4 | 20SBTF04EVX |
| 5 | 20SBTF05RVX |

## 20SFAM
**Plug without valve, Male Thread**

*Stainless steel 303/316L*



Scan for more dimensions

| A | References |
|---|---|
| M5 | 20SFAM05RXX |
| M5 | 20SFAM05EXX |

## 20SFAW
**Plug without valve, Male Thread**

*Stainless steel 303/316L*



Scan for more dimensions

| A | References |
|---|---|
| G1/8 | 20SFAW10RXX |
| G1/8 | 20SFAW10EXX |

## 20SFIM

**Plug without valve, Female Thread**

*Stainless steel 303/316L*



*Scan for more dimensions*

| A | References |
|---|---|
| M5 | 20SFIM05RXX |
| M5 | 20SFIM05EXX |

## 20SFIW

**Plug without valve, Female Thread**

*Stainless steel 303/316L*



*Scan for more dimensions*

| A | References |
|---|---|
| G1/8 | 20SFIW10RXX |
| G1/8 | 20SFIW10EXX |

## 20SFKO

**Plug without valve, with Plastic Hose Connection**

*Stainless steel 303/316L*



*Scan for more dimensions*

| A | References |
|---|---|
| 3 x 4 | 20SFKO04RXX |
| 3 x 4 | 20SFKO04EXX |
| 3 x 5 | 20SFKO05RXX |
| 3 x 5 | 20SFKO05EXX |
| 4 x 6 | 20SFKO06RXX |
| 4 x 6 | 20SFKO06EXX |

## 20SFKS

**Plug without valve, Panel Mount with Plastic Hose Connection**

*Stainless steel 303*



*Scan for more dimensions*

| A | References |
|---|---|
| 4 x 6 | 20SFKS06RXX |

## 20SFTF

**Plug without valve, Hose Barb**

*Stainless steel 303/316L*



*Scan for more dimensions*

| A | References |
|---|---|
| 3 | 20SFTF03RXX |
| | 20SFTF03EXX |
| 4 | 20SFTF04RXX |
| | 20SFTF04EXX |
| 5 | 20SFTF05RXX |

## 303KBAW
**Coupler with valve, Male Thread**

*Stainless steel 316L, EPDM, FKM*



*Scan for more dimensions*

| A | References |
|---|---|
| G1/8 | 303KBAW10EVX |
| G1/4 | 303KBAW13EEX |
| | 303KBAW13EVX |

## 303KBIW
**Coupler with valve, Female Thread**

*Stainless steel 316L, FKM*



*Scan for more dimensions*

| A | References |
|---|---|
| G1/8 | 303KBIW10EVX |
| G1/4 | 303KBIW13EVX |

## 303KBKO
**Coupler with valve, with Plastic Hose Connection**

*Stainless steel 316L, FKM*



*Scan for more dimensions*

| A | References |
|---|---|
| 4 x 6 | 303KBKO06EVX |
| 6 x 8 | 303KBKO08EVX |

## 303KBTF
**Coupler with valve, Hose Barb**

*Stainless steel 316L, FKM*



*Scan for more dimensions*

| A | References |
|---|---|
| 6 | 303KBTF06EVX |

## 303SBAW
**Plug with valve, Male Thread**

*Stainless steel 316L, FKM*



*Scan for more dimensions*

| A | References |
|---|---|
| G1/8 | 303SBAW10EVX |
| G1/4 | 303SBAW13EVX |

## 303SBIW
**Plug with valve, Female Thread**

*Stainless steel 316L, FKM*



*Scan for more dimensions*

| A | References |
|---|---|
| G1/8 | 303SBIW10EVX |
| G1/4 | 303SBIW13EVX |

## 303SBKO
**Plug with valve, with Plastic Hose Connection**

*Stainless steel 316L, FKM*



*Scan for more dimensions*

| A | References |
|---|---|
| 4 x 6 | 303SBKO06EVX |
| 6 x 8 | 303SBKO08EVX |

## 303SBTF
**Plug with valve, Hose Barb**

*Stainless steel 316L, FKM*



*Scan for more dimensions*

| A | References |
|---|---|
| 6 | 303SBTF06EVX |

## 21KAAM

### Coupler with valve, Male Thread

*Stainless steel 303, FKM*



*Scan for more dimensions*

| A | References |
|---|---|
| M12x1.5 | 21KAAM12RVX |

## 21KAAW

### Coupler with valve, Male Thread

*Stainless steel 303/316L, EPDM, FKM*



*Scan for more dimensions*

| A | References |
|---|---|
| G1/8 | 21KAAW10RVX |
| | 21KAAW10RVX3 ▲ |
| | 21KAAW10RVX8 ● |
| | 21KAAW10EEX |
| | 21KAAW10EVX |
| G1/4 | 21KAAW13RVX |
| | 21KAAW13RVX0 ● |
| | 21KAAW13RVX8 ● |
| | 21KAAW13EVX |
| G3/8 | 21KAAW17RVX |
| | 21KAAW17EVX |

## 21KAIW

### Coupler with valve, Female Thread

*Stainless steel 303/316L, EPDM, FKM*



*Scan for more dimensions*

| A | References |
|---|---|
| G1/8 | 21KAIW10RVX |
| | 21KAIW10RVX6 ● |
| | 21KAIW10RVX8 ● |
| | 21KAIW10EEX |
| | 21KAIW10EVX |
| G1/4 | 21KAIW13RVX |
| | 21KAIW13EVX |
| G3/8 | 21KAIW17RVX |
| | 21KAIW17EVX |

## 21KAKO

### Coupler with valve, with Plastic Hose Connection

*Stainless steel 303/316L, EPDM, FKM*



*Scan for more dimensions*

| A | References |
|---|---|
| 4 x 6 | 21KAKO06RVX |
| | 21KAKO06EEX |
| | 21KAKO06EVX |
| 6 x 8 | 21KAKO08RVX |
| | 21KAKO08RVX0 ● |
| | 21KAKO08EVX |

## 21KATS

### Coupler with valve, Panel Mount with Hose Barb

*Stainless steel 303, FKM*



*Scan for more dimensions*

| A | References |
|---|---|
| 6 | 21KATS06RVX |

## 21KAKS

### Coupler with valve, with Plastic Hose Connection

*Stainless steel 303/316L, FKM*



*Scan for more dimensions*

| A | References |
|---|---|
| 4 x 6 | 21KAKS06RVX |
| | 21KAKS06EVX |
| 6 x 8 | 21KAKS08RVX |

## 21KBAW

### Coupler with valve, Male Thread

*Stainless steel 303/316L, EPDM, FKM*



*Scan for more dimensions*

| A | References |
|---|---|
| G1/8 | 21KBAW10REX |
| | 21KBAW10REX0 |
| | 21KBAW10REX3 ▲ |
| | 21KBAW10REX6 ● |
| | 21KBAW10REX8 ● |
| | 21KBAW10RVX |
| | 21KBAW10EEX |
| | 21KBAW10EVX |
| G1/4 | 21KBAW13REX |
| | 21KBAW13RVX |
| | 21KBAW13EEX |
| | 21KBAW13EVX |
| G3/8 | 21KBAW17RVX |
| | 21KBAW17EVX |

## 21KATF

### Coupler with valve, Hose Barb

*Stainless steel 303/316L, FKM*



*Scan for more dimensions*

| A | References |
|---|---|
| 4 | 21KATF04RVX |
| 4 | 21KATF04EVX |
| 6 | 21KATF06RVX |
| 6 | 21KATF06EVX |
| 8 | 21KATF08RVX |
| 8 | 21KATF08EVX |
| 9 | 21KATF09RVX |
| 9 | 21KATF09EVX |
| 10 | 21KATF10RVX |
| 10 | 21KATF10EVX |

## 21KBIW

### Coupler with valve, Female Thread

*Stainless steel 303/316L, EPDM, FKM*



*Scan for more dimensions*

| A | References |
|---|---|
| G1/8 | 21KBIW10REX |
| | 21KBIW10RVX |
| | 21KBIW10EEX |
| | 21KBIW10EVX |
| G1/4 | 21KBIW13REX |
| | 21KBIW13RVX |
| | 21KBIW13EEX |
| | 21KBIW13EVX |
| G3/8 | 21KBIW17RVX |
| G3/8 | 21KBIW17EVX |

## 21KBKK

**Coupler with valve, with Plastic Hose Connection with Spring Guard**

*Stainless steel 303, EPDM, FKM*



*Scan for more dimensions*

| A | References |
|---|---|
| 6 x 8 | 21KBKK08REX |
| | 21KBKK08RVX |

## 21KBKO

**Coupler with valve, with Plastic Hose Connection**

*Stainless steel 303/316L, EPDM, FKM*



*Scan for more dimensions*

| A | References |
|---|---|
| 4 x 6 | 21KBKO06REX |
| | 21KBKO06RVX |
| | 21KBKO06RVX6 ● |
| | 21KBKO06RVX8 ● |
| | 21KBKO06EEX |
| | 21KBKO06EVX |
| 6 x 8 | 21KBKO08RVX |
| | 21KBKO08RVX0 ● |
| | 21KBKO08RVX6 ● |
| | 21KBKO08RVX8 ● |
| | 21KBKO08EEX |
| | 21KBKO08EVX |

## 21KBKS

**Coupler with valve, with Plastic Hose Connection**

*Stainless steel 303/316L, EPDM, FKM*



*Scan for more dimensions*

| A | References |
|---|---|
| 4 x 6 | 21KBKS06REX |
| | 21KBKS06RVX |
| | 21KBKS06EVX |
| 6 x 8 | 21KBKS08REX |
| | 21KBKS08RVX |
| | 21KBKS08EEX |

## 21KBTF

**Coupler with valve, Hose Barb**

*Stainless steel 303/316L, EPDM, FKM*



*Scan for more dimensions*

| A | References |
|---|---|
| 4 | 21KBTF04RVX |
| | 21KBTF04EVX |
| 6 | 21KBTF06REX |
| | 21KBTF06RVX |
| | 21KBTF06EVX |
| 8 | 21KBTF08REX |
| | 21KBTF08RVX |
| | 21KBTF08EEX |
| | 21KBTF08EVX |
| 9 | 21KBTF09RVX |
| | 21KBTF09EEX |
| | 21KBTF09EVX |
| 10 | 21KBTF10RVX |
| | 21KBTF10EVX |

## 21KBTS

**Coupler with valve, Panel Mount with Hose Barb**

*Stainless steel 303, FKM*



*Scan for more dimensions*

| A | References |
|---|---|
| 6 | 21KBTS06RVX |
| 8 | 21KBTS08RVX |

## 21KFAW

**Coupler without valve, Male Thread**

*Stainless steel 303/316L, FKM*



*Scan for more dimensions*

| A | References |
|---|---|
| G1/8 | 21KFAW10RVX |
| G1/4 | 21KFAW13EVX |
| G3/8 | 21KFAW17RVX |

## 21SBAW

**Plug with valve, Male Thread**

*Stainless steel 303/316L, EPDM, FKM*



*Scan for more dimensions*

| A | References |
|---|---|
| G1/8 | 21SBAW10REX |
| | 21SBAW10REX3 ▲ |
| | 21SBAW10REX6 ● |
| | 21SBAW10REX8 ● |
| | 21SBAW10RVX |
| | 21SBAW10RVX6 ● |
| | 21SBAW10RVX8 ● |
| | 21SBAW10EEX |
| | 21SBAW10EVX |
| G1/4 | 21SBAW13REX |
| | 21SBAW13RVX |
| | 21SBAW13EEX |
| | 21SBAW13EVX |
| G3/8 | 21SBAW17RVX |
| | 21SBAW17EVX |

## 21KFTF

**Coupler without valve, Hose Barb**

*Stainless steel 316L, FKM*



*Scan for more dimensions*

| A | References |
|---|---|
| 4 | 21KFTF04EVX |
| 6 | 21KFTF06EVX |
| 9 | 21KFTF09EVX |

## 21KFIW

**Coupler without valve, Female Thread**

*Stainless steel 303/316L, FKM*



*Scan for more dimensions*

| A | References |
|---|---|
| G1/8 | 21KFIW10RVX6 ● |
| G1/4 | 21KFIW13EVX |

## 21SBIW
### Plug with valve, Female Thread

*Stainless steel 303/316L, EPDM, FKM*



*Scan for more dimensions*

| A | References |
|---|---|
| G1/8 | 21SBIW10REX |
| | 21SBIW10RVX |
| | 21SBIW10EEX |
| | 21SBIW10EVX |
| G1/4 | 21SBIW13REX |
| | 21SBIW13RVX |
| | 21SBIW13EEX |
| | 21SBIW13EVX |
| G3/8 | 21SBIW17RVX |
| | 21SBIW17EVX |

## 21SBKK
### Plug with valve, Plastic Hose Connection with Spring Guard

*Stainless steel 303, FKM*



*n for more imensions*

| A | References |
|---|---|
| 6 x 8 | 21SBKK08RVX |

## 21SBKO
### Plug with valve, with Plastic Hose Connection

*Stainless steel 303/316L, EPDM, FKM*



*Scan for more dimensions*

| A | References |
|---|---|
| 4 x 6 | 21SBKO06REX |
| | 21SBKO06RVX |
| | 21SBKO06EEX |
| | 21SBKO06EVX |
| 6 x 8 | 21SBKO08RVX |
| | 21SBKO08RVX6 ● |
| | 21SBKO08RVX8 ● |
| | 21SBKO08EVX |

## 21SBKS
### Plug with valve, Panel Mount with Plastic Hose Connection

*Stainless steel 303/316L, EPDM, FKM*



*Scan for more dimensions*

| A | References |
|---|---|
| 4 x 6 | 21SBKS06REX |
| | 21SBKS06RVX |
| | 21SBKS06EEX |
| | 21SBKS08RVX |

## 21SBTF
### Plug with valve, Hose Barb

*Stainless steel 303/316L, EPDM, FKM*



*Scan for more dimensions*

| A | References |
|---|---|
| 4 | 21SBTF04RVX |
| 6 | 21SBTF06REX |
| | 21SBTF06RVX |
| | 21SBTF06EVX |
| 8 | 21SBTF08REX |
| | 21SBTF08RVX |
| | 21SBTF08EEX |
| 9 | 21SBTF09RVX |
| | 21SBTF09EVX |
| 10 | 21SBTF10RVX |
| | 21SBTF10EEX |
| | 21SBTF10EVX |

## 21SBTS
### Plug with valve, Panel Mount with Hose Barb

*Stainless steel 303, FKM*



*Scan for more dimensions*

| A | References |
|---|---|
| 6 | 21SBTS06RVX |

## 21SFAM
### Plug without valve, Male Thread

*Stainless steel 303*



*Scan for more dimensions*

| A | References |
|---|---|
| M12x1.5 | 21SFAM12RXX |

## 21SFAW
### Plug without valve, Male Thread

*Stainless steel 303/316L*



*Scan for more dimensions*

| A | References |
|---|---|
| G1/8 | 21SFAW10RXX |
| | 21SFAW10EXX |
| G1/4 | 21SFAW13RXX |
| | 21SFAW13RXX0 ● |
| | 21SFAW13RXX3 ▲ |
| | 21SFAW13RXX8 ● |
| | 21SFAW13EXX |
| G3/8 | 21SFAW17RXX |

## 21SFIM
### Plug without valve, Female Thread

*Stainless steel 316L*



*Scan for more dimensions*

| A | References |
|---|---|
| M14x1.5 | 21SFIM14EXX |

## 21SFKO

**Plug without valve, with Plastic Hose Connection**

*Stainless steel 303/316L*



*Scan for more dimensions*

| A | References |
|---|---|
| 4 x 6 | 21SFKO06RXX |
| | 21SFKO06RXX8 ● |
| | 21SFKO06EXX |
| 6 x 8 | 21SFKO08RXX |
| | 21SFKO08EXX |

## 21SFIW

**Plug without valve, Female Thread**

*Stainless steel 303/316L*



*Scan for more dimensions*

| A | References |
|---|---|
| G1/8 | 21SFIW10RXX |
| | 21SFIW10RXX6 ⬢ |
| | 21SFIW10EXX |
| G1/4 | 21SFIW13RXX |
| | 21SFIW13EXX |
| G3/8 | 21SFIW17RXX |

## 21SFKS

**Plug without valve, Panel Mount with Plastic Hose Connection**

*Stainless steel 303/316L*



*Scan for more dimensions*

| A | References |
|---|---|
| 4 x 6 | 21SFKS06RXX |
| | 21SFKS06EXX |

## 21SFTF

**Plug without valve, Hose Barb**

*Stainless steel 303/316L*



*Scan for more dimensions*

| A | References |
|---|---|
| 4 | 21SFTF04RXX |
| | 21SFTF04EXX |
| 6 | 21SFTF06RXX |
| | 21SFTF06EXX |
| 8 | 21SFTF08RXX |
| | 21SFTF08EXX |
| 9 | 21SFTF09RXX |
| | 21SFTF09EXX |
| 10 | 21SFTF10RXX |
| | 21SFTF10EXX |

## 25KAAW
### Coupler with valve, Male Thread

*Stainless steel 303/316L, EPDM, FKM*



Scan for more dimensions

| A | References |
|---|---|
| G1/4 | 25KAAW13RVX |
| | 25KAAW13EVX |
| G3/8 | 25KAAW17REX |
| | 25KAAW17RVX |
| | 25KAAW17EVX |
| G1/2 | 25KAAW21RVX |
| | 25KAAW21EVX |

## 25KAIW
### Coupler with valve, Female Thread

*Stainless steel 303/316L, EPDM, FKM*



Scan for more dimensions

| A | References |
|---|---|
| G1/4 | 25KAIW13RVX |
| G1/4 | 25KAIW13EEX |
| G1/4 | 25KAIW13EVX |
| G3/8 | 25KAIW17RVX |
| G3/8 | 25KAIW17EEX |
| G3/8 | 25KAIW17EVX |
| G1/2 | 25KAIW21RVX |
| G1/2 | 25KAIW21EVX |

## 25KAKO
### Coupler with valve, with Plastic Hose Connection

*Stainless steel 303/316L, FKM*



Scan for more dimensions

| A | References |
|---|---|
| 6 x 8 | 25KAKO08RVX |
| | 25KAKO08EVX |
| 8 x 10 | 25KAKO10RVX |
| 9 x 12 | 25KAKO12EVX |

## 25KATF
### Coupler with valve, Hose Barb

*Stainless steel 303/316L, FKM*



Scan for more dimensions

| A | References |
|---|---|
| 6 | 25KATF06RVX |
| 6 | 25KATF06EVX |
| 8 | 25KATF08RVX |
| 8 | 25KATF08EVX |
| 9 | 25KATF09RVX |
| 9 | 25KATF09EVX |
| 10 | 25KATF10RVX |
| 10 | 25KATF10EVX |
| 13 | 25KATF13RVX |
| 13 | 25KATF13EVX |

## 25KBAW
### Coupler with valve, Male Thread

*Stainless steel 303/316L, EPDM, FKM*



Scan for more dimensions

| A | References |
|---|---|
| G1/4 | 25KBAW13RVX |
| | 25KBAW13EEX |
| | 25KBAW13EVX |
| G3/8 | 25KBAW17RVX |
| | 25KBAW17EEX |
| | 25KBAW17EVX |
| G1/2 | 25KBAW21RVX |
| | 25KBAW21EEX |
| | 25KBAW21EVX |

## 25KBIW
### Coupler with valve, Female Thread

*Stainless steel 303/316L, EPDM, FKM*



Scan for more dimensions

| A | References |
|---|---|
| G1/4 | 25KBIW13RVX |
| | 25KBIW13REX |
| | 25KBIW13EEX |
| | 25KBIW13EVX |
| G3/8 | 25KBIW17RVX |
| | 25KBIW17REX |
| | 25KBIW17EVX |
| G1/2 | 25KBIW21RVX |
| | 25KBIW21EEX |
| | 25KBIW21EVX |

## 25KBKO
### Coupler with valve, with Plastic Hose Connection

*Stainless steel 303/316L, FKM*



Scan for more dimensions

| A | References |
|---|---|
| 6 x 8 | 25KBKO08RVX |
| | 25KBKO08EVX |
| 8 x 10 | 25KBKO10RVX |
| 9 x 12 | 25KBKO12RVX |
| | 25KBKO12EVX |

## 25KBTF
### Coupler with valve, Hose Barb

*Stainless steel 303/316L, EPDM, FKM*



Scan for more dimensions

| A | References |
|---|---|
| 6 | 25KBTF06EVX |
| 8 | 25KBTF08REX |
| | 25KBTF08RVX |
| | 25KBTF08EEX |
| | 25KBTF08EVX |
| 9 | 25KBTF09EVX |
| 10 | 25KBTF10RVX |
| | 25KBTF10REX |
| | 25KBTF10EVX |
| 13 | 25KBTF13RVX |
| | 25KBTF13EVX |

## 25KFAW
### Coupler without valve, Male Thread

*Stainless steel 316L, FKM*



Scan for more dimensions

| A | References |
|---|---|
| G1/2 | 25KFAW21EVX |

## 25KFIW
**Coupler without valve, Female Thread**

*Stainless steel 303/316L, FKM*



Scan for more dimensions

| A | References |
|---|---|
| G1/8 | 25KFIW10RVX |
| G1/2 | 25KFIW21EVX |

## 25KFTF
**Coupler without valve, Hose Barb**

*Stainless steel 303/316L, FKM*



Scan for more dimensions

| A | References |
|---|---|
| 6 | 25KFTF06RVX |
| 8 | 25KFTF08EVX |
| 10 | 25KFTF10EVX |

## 25SBAK
**Plug with valve, Male Thread**

*Stainless steel 303, EPDM*



Scan for more dimensions

| A | References |
|---|---|
| R1/8 | 25SBAK10REX |

## 25SBAW
**Plug with valve, Male Thread**

*Stainless steel 303/316L, EPDM, FKM*



Scan for more dimensions

| A | References |
|---|---|
| G1/4 | 25SBAW13REX |
| | 25SBAW13RVX |
| | 25SBAW13EEX |
| | 25SBAW13EVX |
| G3/8 | 25SBAW17RVX |
| | 25SBAW17EEX |
| | 25SBAW17EVX |
| G1/2 | 25SBAW21RVX |
| | 25SBAW21EEX |
| | 25SBAW21EVX |

## 25SBIW
**Plug with valve, Female Thread**

*Stainless steel 303/316L, EPDM, FKM*



Scan for more dimensions

| A | References |
|---|---|
| G1/4 | 25SBIW13REX |
| | 25SBIW13RVX |
| | 25SBIW13EEX |
| | 25SBIW13EVX |
| G3/8 | 25SBIW17REX |
| | 25SBIW17RVX |
| | 25SBIW17EVX |
| G1/2 | 25SBIW21RVX |
| | 25SBIW21EEX |
| | 25SBIW21EVX |

## 25SBKO
**Plug with valve, with Plastic Hose Connection**

*Stainless steel 303/316L, FKM*



Scan for more dimensions

| A | References |
|---|---|
| 6 x 8 | 25SBKO08RVX |
| | 25SBKO08EVX |
| 8 x 10 | 25SBKO10RVX |
| 9 x 12 | 25SBKO12RVX |
| | 25SBKO12EVX |

## 25SBTF
**Plug with valve, Hose Barb**

*Stainless steel 303/316L, EPDM, FKM*



Scan for more dimensions

| A | References |
|---|---|
| 6 | 25SBTF06RVX |
| | 25SBTF06EVX |
| 8 | 25SBTF08REX |
| | 25SBTF08RVX |
| | 25SBTF08EVX |
| 9 | 25SBTF09RVX |
| 10 | 25SBTF10RVX |
| | 25SBTF10EVX |
| 13 | 25SBTF13RVX |
| | 25SBTF13EEX |
| | 25SBTF13EVX |

## 25SFAW
**Plug without valve, Male Thread**

*Stainless steel 303/316L*



Scan for more dimensions

| A | References |
|---|---|
| G1/8 | 25SFAW10RXX |
| | 25SFAW10EXX |
| G1/4 | 25SFAW13RXX |
| | 25SFAW13EXX |
| G3/8 | 25SFAW17RXX |
| | 25SFAW17EXX |
| G1/2 | 25SFAW21RXX |
| | 25SFAW21EXX |

## 25SFIM
**Plug without valve, Female Thread**

*Stainless steel 303*



Scan for more dimensions

| A | References |
|---|---|
| M16x1 | 25SFIM16RXX |

## 25SFIW

**Plug without valve, Female Thread**

*Stainless steel 303/316L*



*Scan for more dimensions*

| A | References |
|---|---|
| G1/8 | 25SFIW10RXX |
| | 25SFIW10EXX |
| G1/4 | 25SFIW13RXX |
| | 25SFIW13EXX |
| G3/8 | 25SFIW17RXX |
| | 25SFIW17EXX |
| G1/2 | 25SFIW21RXX |
| | 25SFIW21EXX |

## 25SFKO

**Plug without valve, with Plastic Hose Connection**

*Stainless steel 303/316L*



*Scan for more dimensions*

| A | References |
|---|---|
| 4 x 6 | 25SFKO06RXX |
| | 25SFKO06EXX |
| 6 x 8 | 25SFKO08RXX |
| | 25SFKO08EXX |
| 8 x 10 | 25SFKO10RXX |

## 25SFTF

**Plug without valve, Hose Barb**

*Stainless steel 303/316L*



*Scan for more dimensions*

| A | References |
|---|---|
| 6 | 25SFTF06RXX |
| 6 | 25SFTF06EXX |
| 8 | 25SFTF08RXX |
| 8 | 25SFTF08EXX |
| 9 | 25SFTF09RXX |
| 9 | 25SFTF09EXX |
| 10 | 25SFTF10RXX |
| 10 | 25SFTF10EXX |
| 13 | 25SFTF13RXX |
| 13 | 25SFTF13EXX |

## 27KAAW
### Coupler with valve, Male Thread

*Stainless steel 303/316L, EPDM, FKM*



*Scan for more dimensions*

| A | References |
|---|---|
| G1/4 | 27KAAW13REX |
| G1/4 | 27KAAW13RVX |
| G3/8 | 27KAAW17RVX |
| G3/8 | 27KAAW17EVX |
| G1/2 | 27KAAW21RVX |
| G1/2 | 27KAAW21EVX |
| G3/4 | 27KAAW26RVX |
| G3/4 | 27KAAW26EVX |

## 27KAIW
### Coupler with valve, Female Thread

*Stainless steel 303/316L, EPDM, FKM*



*Scan for more dimensions*

| A | References |
|---|---|
| G3/8 | 27KAIW17RVX |
| | 27KAIW17EEX |
| | 27KAIW17EVX |
| G1/2 | 27KAIW21RVX |
| | 27KAIW21EEX |
| | 27KAIW21EVX |
| G3/4 | 27KAIW26RVX |
| | 27KAIW26EVX |

## 27KATF
### Coupler with valve, Hose Barb

*Stainless steel 303/316L, FKM*



*Scan for more dimensions*

| A | References |
|---|---|
| 8 | 27KATF08EVX |
| 9 | 27KATF09RVX |
| 9 | 27KATF09EVX |
| 13 | 27KATF13RVX |
| 13 | 27KATF13EVX |

## 27KBAW
### Coupler with valve, Male Thread

*Stainless steel 303/316L, EPDM, FKM*



*Scan for more dimensions*

| A | References |
|---|---|
| G1/4 | 27KBAW13RVX |
| G3/8 | 27KBAW17RVX |
| | 27KBAW17EEX |
| | 27KBAW17EVX |
| G1/2 | 27KBAW21REX |
| | 27KBAW21RVX |
| | 27KBAW21EVX |
| G3/4 | 27KBAW26RVX |
| | 27KBAW26EVX |

## 27KBIW
### Coupler with valve, Female Thread

*Stainless steel 303/316L, EPDM, FKM*



*Scan for more dimensions*

| A | References |
|---|---|
| G1/4 | 27KBIW13EVX |
| G3/8 | 27KBIW17RVX |
| | 27KBIW17EVX |
| G1/2 | 27KBIW21REX |
| | 27KBIW21RVX |
| | 27KBIW21EEX |
| | 27KBIW21EVX |
| G3/4 | 27KBIW26RVX |
| | 27KBIW26EVX |

## 27KBTF
### Coupler with valve, Hose Barb

*Stainless steel 303/316L, FKM*



*Scan for more dimensions*

| A | References |
|---|---|
| 9 | 27KBTF09EVX |
| 13 | 27KBTF13RVX |
| 13 | 27KBTF13EVX |

## 27KFAW
### Coupler without valve, Male Thread

*Stainless steel 316L, FKM*



*Scan for more dimensions*

| A | References |
|---|---|
| G1/2 | 27KFAW21EVX |

## 27KFTF
### Coupler without valve, Hose Barb

*Stainless steel 303, FKM*



*Scan for more dimensions*

| A | References |
|---|---|
| 9 | 27KFTF09RVX |

## 27SBAW

### Plug with valve, Male Thread

*Stainless steel 303/316L, EPDM, FKM*



*Scan for more dimensions*

| A | References |
|---|---|
| G1/4 | 27SBAW13RVX |
| G3/8 | 27SBAW17RVX |
| G3/8 | 27SBAW17EVX |
| G1/2 | 27SBAW21RVX |
| G1/2 | 27SBAW21EVX |
| G3/4 | 27SBAW26REX |
| G3/4 | 27SBAW26RVX |
| G3/4 | 27SBAW26EVX |

## 27SBIW

### Plug with valve, Female Thread

*Stainless steel 303/316L, EPDM, FKM*



*Scan for more dimensions*

| A | References |
|---|---|
| G1/4 | 27SBIW13EVX |
| G3/8 | 27SBIW17RVX |
| G3/8 | 27SBIW17EVX |
| G1/2 | 27SBIW21REX |
| G1/2 | 27SBIW21RVX |
| G1/2 | 27SBIW21EEX |
| G1/2 | 27SBIW21EVX |
| G3/4 | 27SBIW26RVX |
| G3/4 | 27SBIW26EVX |

## 27SBTF

### Plug with valve, Hose Barb

*Stainless steel 303/316L, FKM*



*Scan for more dimensions*

| A | References |
|---|---|
| 9 | 27SBTF09RVX |
| 9 | 27SBTF09EVX |
| 13 | 27SBTF13RVX |
| 13 | 27SBTF13EVX |

## 27SFAW

### Plug without valve, Male Thread

*Stainless steel 303/316L*



*Scan for more dimensions*

| A | References |
|---|---|
| G1/4 | 27SFAW13RXX |
| G1/4 | 27SFAW13EXX |
| G3/8 | 27SFAW17RXX |
| G3/8 | 27SFAW17EXX |
| G1/2 | 27SFAW21RXX |
| G1/2 | 27SFAW21EXX |
| G3/4 | 27SFAW26RXX |
| G3/4 | 27SFAW26EXX |

## 27SFIW

### Plug without valve, Female Thread

*Stainless steel 303/316L*



*Scan for more dimensions*

| A | References |
|---|---|
| G3/8 | 27SFIW17RXX |
| G3/8 | 27SFIW17EXX |
| G1/2 | 27SFIW21RXX |
| G1/2 | 27SFIW21EXX |
| G3/4 | 27SFIW26RXX |
| G3/4 | 27SFIW26EXX |

## 27SFTF

### Plug without valve, Hose Barb

*Stainless steel 303/316L*



*Scan for more dimensions*

| A | References |
|---|---|
| 6 | 27SFTF06EXX |
| 8 | 27SFTF08RXX |
| | 27SFTF08EXX |
| 9 | 27SFTF09RXX |
| | 27SFTF09EXX |
| 13 | 27SFTF13RXX |
| | 27SFTF13EXX |

## 71KBIW
**Coupler with valve, Female Thread**

*Stainless steel 303, FKM*



*Scan for more dimensions*

| Size | A | References |
|---|---|---|
| 1/8'' | G1/8 | 71KBIW10RVX |

## 71SBIW
**Plug with valve, Female Thread**

*Stainless steel 303, FKM*



*Scan for more dimensions*

| Size | A | References |
|---|---|---|
| 1/8'' | G1/8 | 71SBIW10RVX |

## 72KBIW
**Coupler with valve, Female Thread**

*Stainless steel 303/316L, EPDM, FKM*



*Scan for more dimensions*

| Size | A | References |
|---|---|---|
| 1/4'' | G1/4 | 72KBIW13REX |
| 1/4'' | G1/4 | 72KBIW13RVX |
| 1/4'' | G1/4 | 72KBIW13EEX |
| 1/4'' | G1/4 | 72KBIW13EVX |

## 72SBIW
**Plug with valve, Female Thread**

*Stainless steel 303/316L, EPDM, FKM*



*Scan for more dimensions*

| Size | A | References |
|---|---|---|
| 1/4'' | G1/4 | 72SBIW13REX |
| 1/4'' | G1/4 | 72SBIW13RVX |
| 1/4'' | G1/4 | 72SBIW13EEX |
| 1/4'' | G1/4 | 72SBIW13EVX |

## 73KBIW
**Coupler with valve, Female Thread**

*Stainless steel 303/316L, EPDM, FKM*



*Scan for more dimensions*

| Size | A | References |
|---|---|---|
| 3/8'' | G3/8 | 73KBIW17REX |
| 3/8'' | G3/8 | 73KBIW17RVX |
| 3/8'' | G3/8 | 73KBIW17EEX |
| 3/8'' | G3/8 | 73KBIW17EVX |

## 73SBIW
**Plug with valve, Female Thread**

*Stainless steel 303/316L, EPDM, FKM*



*Scan for more dimensions*

| Size | A | References |
|---|---|---|
| 3/8'' | G3/8 | 73SBIW17REX |
| 3/8'' | G3/8 | 73SBIW17RVX |
| 3/8'' | G3/8 | 73SBIW17EEX |
| 3/8'' | G3/8 | 73SBIW17EVX |

## 73SFIW
**Coupler without valve, Female Thread**

*Stainless steel 316L*



*Scan for more dimensions*

| Size | A | References |
|---|---|---|
| 3/8'' | G3/8 | 73SFIW17EXX |

## 74KBIW

**Coupler with valve, Female Thread**

*Stainless steel 303/316L, EPDM, FKM*



Scan for more dimensions

| Size | A | References |
|---|---|---|
| 1/2'' | G1/2 | 74KBIW21REX |
| 1/2'' | G1/2 | 74KBIW21RVX |
| 1/2'' | G1/2 | 74KBIW21EEX |
| 1/2'' | G1/2 | 74KBIW21EVX |

## 74SBIW

**Plug with valve, Female Thread**

*Stainless steel 303/316L, EPDM, FKM*



Scan for more dimensions

| Size | A | References |
|---|---|---|
| 1/2'' | G1/2 | 74SBIW21REX |
| 1/2'' | G1/2 | 74SBIW21RVX |
| 1/2'' | G1/2 | 74SBIW21EEX |
| 1/2'' | G1/2 | 74SBIW21EVX |

## 75KBIW

**Coupler with valve, Female Thread**

*Stainless steel 303/316L, EPDM, FKM*



Scan for more dimensions

| Size | A | References |
|---|---|---|
| 3/4'' | G3/4 | 75KBIW26REX |
| 3/4'' | G3/4 | 75KBIW26RVX |
| 3/4'' | G3/4 | 75KBIW26EEX |
| 3/4'' | G3/4 | 75KBIW26EVX |

## 75SBIW

**Plug with valve, Female Thread**

*Stainless steel 303/316L, EPDM, FKM*



Scan for more dimensions

| Size | A | References |
|---|---|---|
| 3/4'' | G3/4 | 75SBIW26REX |
| 3/4'' | G3/4 | 75SBIW26RVX |
| 3/4'' | G3/4 | 75SBIW26EEX |
| 3/4'' | G3/4 | 75SBIW26EVX |

## 76KBIW

**Coupler with valve, Female Thread**

*Stainless steel 303/316L, EPDM, FKM*



Scan for more dimensions

| Size | A | References |
|---|---|---|
| 1'' | G1 | 76KBIW33REX |
| 1'' | G1 | 76KBIW33RVX |
| 1'' | G1 | 76KBIW33EEX |
| 1'' | G1 | 76KBIW33EVX |

## 76SBIW

**Plug with valve, Female Thread**

*Stainless steel 303/316L, EPDM, FKM*



Scan for more dimensions

| Size | A | References |
|---|---|---|
| 1'' | G1 | 76SBIW33REX |
| 1'' | G1 | 76SBIW33RVX |
| 1'' | G1 | 76SBIW33EEX |
| 1'' | G1 | 76SBIW33EVX |

# HIGH FLOW COUPLERS



Equipped with a high-flow valve, the **Rectus High-Flow Couplers** ensure optimal flow with low pressure drop. They are designed for air and neutral gases in applications with high air flow, in standard or aggressive environments.

## Technical specifications

**Fluids:** compressed air and neutral gases

**Operating pressure:** up to 35 bar

**Operating temperature:** -20°C to +100°C

**Functions:** KA

**Regulations:** RoHS, REACh

| Nominal diameter (mm) | Profile | Flow rate (NL/min)* | Series coupler | Plugs series |
|---|---|---|---|---|
| 5,5 | ISO B | 950 | 1400/1423 | 23 |
| 7,8 | EURO | 2020 | 1600/1625 | 25 |
| 10 | EURO | 3500 | 1700/1727 | 27 |

** Inlet pressure at 6 bar, pressure drop of 0.5 bar.*

Performance depends on the fluids, materials and tube used.

## Components materials

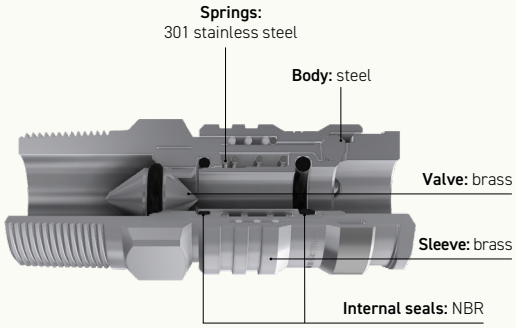


## Benefits

- **The valve design, which reduces turbulence,** allows for a higher flow rate compared to traditional couplers, while reducing air consumption.
- **The one-handed connection** makes it easy to use.
- For the 1423, 1625 and 1727 series, the design of the **bi-polymer sleeve improves ergonomics and resistance to impact and scratches.**

## Recommended applications



*Bi-polymer sleeve protecting carbody from scratches and impacts*



*Optimal flow rate for compressor rooms*

## 1400KAAK

### Coupler with valve, Male Thread

*Nickel-plated brass, QPQ-treated steel, NBR*



Scan for more dimensions

| A | References |
|---|---|
| R1/4 | 1400KAAK13SPN |
| R3/8 | 1400KAAK17SPN |
| R1/2 | 1400KAAK21SPN |

## 1400KAIW

### Coupler with valve, Female Thread

*Nickel-plated brass, QPQ-treated steel, NBR*



Scan for more dimensions

| A | References |
|---|---|
| G1/4 | 1400KAIW13SPN |
| G3/8 | 1400KAIW17SPN |

## 1400KATF

### Coupler with valve, Hose Barb

*Nickel-plated brass, QPQ-treated steel, NBR*



Scan for more dimensions

| A | References |
|---|---|
| 8 | 1400KATF08SPN |
| 10 | 1400KATF10SPN |

## 1423KAAK

### Coupler with valve, Male Thread

*Nickel-plated brass, QPQ-treated steel, NBR*



| A | References |
|---|---|
| R1/4 | 1423KAAK13SPN |
| R3/8 | 1423KAAK17SPN |

## 1423KAIW

### Coupler with valve, Female Thread

*Nickel-plated brass, QPQ-treated steel, NBR*



| A | References |
|---|---|
| G1/4 | 1423KAIW13SPN |
| G3/8 | 1423KAIW17SPN |

## 1423KATF

### Coupler with valve, Hose Barb

*Nickel-plated brass, QPQ-treated steel, NBR*



| A | References |
|---|---|
| 6 | 1423KATF06SPN |
| 8 | 1423KATF08SPN |
| 9 | 1423KATF09SPN |
| 10 | 1423KATF10SPN |

## 23SFAK

### Plug without valve, Male Thread

*Nickel-plated steel*



Scan for more dimensions

| A | References |
|---|---|
| R1/8 | 23SFAK10SXN |
| R1/4 | 23SFAK13SXN |
| R3/8 | 23SFAK17SXN |
| R1/2 | 23SFAK21SXN |

## 23SFAW

### Plug without valve, Male Thread

*Nickel-plated steel*



Scan for more dimensions

| A | References |
|---|---|
| G1/8 | 23SFAW10SXN |
| G1/4 | 23SFAW13SXN |
| G3/8 | 23SFAW17SXN |
| G1/2 | 23SFAW21SXN |

## 23SFIW

### Plug without valve, Female Thread

*Nickel-plated steel*



Scan for more dimensions

| A | References |
|---|---|
| G1/8 | 23SFIW10SXN |
| G1/4 | 23SFIW13SXN |
| G3/8 | 23SFIW17SXN |
| G1/2 | 23SFIW21SXN |

## 23SFTF

### Plug without valve, Hose Barb

*Nickel-plated steel*



Scan for more dimensions

| A | References |
|---|---|
| 6 | 23SFTF06SXN |
| 8 | 23SFTF08SXN |
| 9 | 23SFTF09SXN |
| 10 | 23SFTF10SXN |
| 13 | 23SFTF13SXN |

## 1600KAAK
### Coupler with valve, Male Thread

*Nickel-plated brass, QPQ-treated steel, NBR*



*Scan for more dimensions*

| A | References |
|---|---|
| R1/4 | 1600KAAK13SPN |
| R3/8 | 1600KAAK17SPN |
| R1/2 | 1600KAAK21SPN |

## 1600KAIW
### Coupler with valve, Female Thread

*Nickel-plated brass, QPQ-treated steel, NBR*



*Scan for more dimensions*

| A | References |
|---|---|
| G1/4 | 1600KAIW13SPN |
| G3/8 | 1600KAIW17SPN |
| G1/2 | 1600KAIW21SPN |

## 1600KATF
### Coupler with valve, Hose Barb

*Nickel-plated brass, QPQ-treated steel, NBR*



*Scan for more dimensions*

| A | References |
|---|---|
| 6 | 1600KATF06SPN |
| 8 | 1600KATF08SPN |
| 9 | 1600KATF09SPN |
| 10 | 1600KATF10SPN |
| 13 | 1600KATF13SPN |

## 1625KAAK
### Coupler with valve, Male Thread

*Nickel-plated brass, QPQ-treated steel, PA6+TPE, NBR*



*Scan for more dimensions*

| A | References |
|---|---|
| R1/4 | 1625KAAK13SPN |
| R3/8 | 1625KAAK17SPN |
| R1/2 | 1625KAAK21SPN |

## 1625KAIW
### Coupler with valve, Female Thread

*Nickel-plated brass, QPQ-treated steel, PA6+TPE, NBR*



*Scan for more dimensions*

| A | References |
|---|---|
| G1/4 | 1625KAIW13SPN |
| G3/8 | 1625KAIW17SPN |
| G1/2 | 1625KAIW21SPN |

## 1625KATF
### Coupler with valve, Hose Barb

*Nickel-plated brass, QPQ-treated steel, PA6+TPE, NBR*



*Scan for more dimensions*

| A | References |
|---|---|
| 6 | 1625KATF06SPN |
| 8 | 1625KATF08SPN |
| 9 | 1625KATF09SPN |
| 10 | 1625KATF10SPN |
| 13 | 1625KATF13SPN |

## 25SFAK
### Plug without valve, Male Thread

*Zinc-plated steel*



*Scan for more dimensions*

| A | References |
|---|---|
| R1/8 | 25SFAK10SXZ |
| R1/4 | 25SFAK13SXZ |
| R3/8 | 25SFAK17SXZ |
| R1/2 | 25SFAK21SXZ |

## 25SFAW
### Plug without valve, Male Thread

*Zinc-plated steel/Nickel-plated brass*



*Scan for more dimensions*

| A | References |
|---|---|
| G1/8 | 25SFAW10SXZ |
| G1/4 | 25SFAW13SXZ |
| G3/8 | 25SFAW17SXZ |
| G1/2 | 25SFAW21SXZ |

## 25SFIW
### Plug without valve, Female Thread

*Zinc-plated steel/Nickel-plated brass*



*Scan for more dimensions*

| A | References |
|---|---|
| G1/8 | 25SFIW10SXZ |
| G1/4 | 25SFIW13SXZ |
| G3/8 | 25SFIW17SXZ |
| G1/2 | 25SFIW21SXZ |

## 25SFTF
### Plug without valve, Hose Barb

*Zinc-plated steel/Nickel-plated brass*



*Scan for more dimensions*

| A | References |
|---|---|
| 6 | 25SFTF06SXZ |
| 8 | 25SFTF08SXZ |
| 9 | 25SFTF09SXZ |
| 10 | 25SFTF10SXZ |
| 13 | 25SFTF13SXZ |

## 1700KAAK

### Coupler with valve, Male Thread

*Nickel-plated brass, QPQ-treated steel, NBR*



Scan for more dimensions

| A | References |
|---|---|
| R3/8 | 1700KAAK17SPN |
| R1/2 | 1700KAAK21SPN |
| R3/4 | 1700KAAK26SPN |

## 1700KAIW

### Coupler with valve, Female Thread

*Nickel-plated brass, QPQ-treated steel, NBR*



Scan for more dimensions

| A | References |
|---|---|
| G3/8 | 1700KAIW17SPN |
| G1/2 | 1700KAIW21SPN |
| G3/4 | 1700KAIW26SPN |

## 1700KATF

### Coupler with valve, Hose Barb

*Nickel-plated brass, QPQ-treated steel, NBR*



Scan for more dimensions

| A | References |
|---|---|
| 10 | 1700KATF10SPN |
| 13 | 1700KATF13SPN |
| 16 | 1700KATF16SPN |
| 19 | 1700KATF19SPN |

## 1727KAIW

### Coupler with valve, Female Thread

*Nickel-plated brass, QPQ-treated steel, PA6+TPE, NBR*



Scan for more dimensions

| A | References |
|---|---|
| G3/4 | 1727KAIW26SPN |

## 1727KATF

### Coupler with valve, Hose Barb

*Nickel-plated brass, QPQ-treated steel, PA6+TPE, NBR*



Scan for more dimensions

| A | References |
|---|---|
| 19 | 1727KATF19SPN |

## 27SFAK

### Plug without valve, Male Thread

*Nickel-plated steel*



Scan for more dimensions

| A | References |
|---|---|
| R3/8 | 27SFAK17SXN |
| R1/2 | 27SFAK21SXN |
| R3/4 | 27SFAK26SXN |

## 27SFAW

### Plug without valve, Male Thread

*Nickel-plated brass / Nickel-plated steel*



Scan for more dimensions

| A | References |
|---|---|
| G1/4 | 27SFAW13MXN |
| G3/8 | 27SFAW17SXN |
| G1/2 | 27SFAW21SXN |
| G3/4 | 27SFAW26SXN |

## 27SFIW

### Plug without valve, Female Thread

*Nickel-plated steel*



Scan for more dimensions

| A | References |
|---|---|
| G1/4 | 27SFIW13SXN |
| G3/8 | 27SFIW17SXN |
| G1/2 | 27SFIW21SXN |
| G3/4 | 27SFIW26SXN |

## 27SFTF

### Plug without valve, Hose Barb

*Nickel-plated steel*



Scan for more dimensions

| A | References |
|---|---|
| 10 | 27SFTF10SXN |
| 13 | 27SFTF13SXN |
| 16 | 27SFTF16SXN |
| 19 | 27SFTF19SXN |

# SAFETY COUPLERS



**Rectus safety couplers** are designed with a locking system that prevents accidental disconnection.

## INDUSTRIAL **VERSION**

### Technical specifications

**Fluids:** air and neutral gases, industrial water

**Operating pressure:** up to 35 bar

**Operating temperature:** -20°C to +100°C

**Functions:** KS, KD

**Regulations:** RoHS, REACh

### Components materials

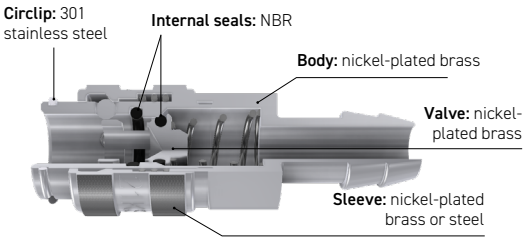


| Nominal diameter (mm) | Profile | Flow rate (Nl/min)* | | Series coupler | Plugs series |
|---|---|---|---|---|---|
| | | Air | Water | | |
| 5 | Rectus | 550 (KS) | 310 (KD) | 21 | 21 |
| 7.8 | Rectus | 1800 (KS) | 710 (KD) | 25 | 25 |

** Inlet pressure at 6 bar, pressure drop of 0.5 bar.*

Performance depends on the fluids, materials and tube used.

### Recommended applications



*Facilitates connection/disconnection on a liquid circuit test bench*

### Benefits

- **Safety locking system** preventing any accidental disconnection. The user must push the plug into the coupler in order to disconnect.
- **Series 25 equipped with a high-flow valve** for optimal flow and low pressure drop.

## **BREATHING AIR** VERSION

### Technical specifications

**Fluids:** oxygen

**Operating pressure:** up to 35 bar

**Operating temperature:** -20°C to +100°C

**Functions:** KS

**Regulations:** RoHS, REACh

| Nominal diameter (mm) | Profile | Flow rate (NL/min)* | Series coupler | Plugs series |
|---|---|---|---|---|
| 7.4 | Rectus | 1700 | 95 | 95 |
| 7.4 | Rectus | 1700 | 96 | 96 |

** Inlet pressure at 6 bar, pressure drop of 0.5 bar.*

Performance depends on the fluids, materials and tube used.

### Components materials

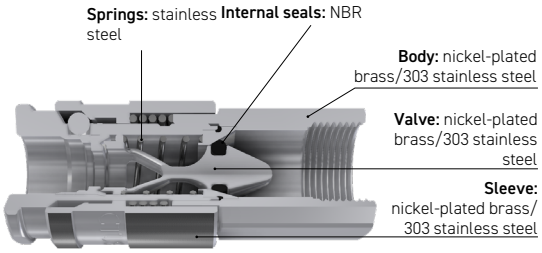


### Recommended applications



*Lock to prevent unintentional disconnection to secure firefighters' breathing apparatus*

### Benefits

- Specially developed for "breathing air" applications, (tested according to DIN EN 14593).
- **Safety locking system** preventing accidental disconnection: the plug must be pushed into the coupler.
- **High-flow valve** for optimal flow and low pressure drop.

## 21KSAW
### Coupler with valve, Male Thread

*Brass/Nickel-plated brass, NBR without a sealing ring*



Scan for more dimensions

| A | References |
|---|---|
| G1/8 | 21KSAW10MPN |
| G1/4 | 21KSAW13MPN |
| G3/8 | 21KSAW17MPX |

## 21KSIW
### Coupler with valve, Female Thread

*Brass/Nickel-plated brass, NBR*



Scan for more dimensions

| A | References |
|---|---|
| G1/8 | 21KSIW10MPN |
| G1/4 | 21KSIW13MPN |
| G3/8 | 21KSIW17MPX |

## 21KSTF
### Coupler with valve, Hose Barb

*Brass/Nickel-plated brass, NBR*



Scan for more dimensions

| A | References |
|---|---|
| 5 | 21KSTF05MPN |
| 6 | 21KSTF06MPN |
| 8 | 21KSTF08MPN |
| 9 | 21KSTF09MPN |
| 10 | 21KSTF10MPN |

## 21SSAW
### Plug without valve, Male Thread

*Brass*



Scan for more dimensions

| A | References |
|---|---|
| G1/8 | 21SSAW10MXX |
| G1/4 | 21SSAW13MXX |

## 21SSIW
### Plug without valve, Female Thread

*Nickel-plated brass, Brass*



Scan for more dimensions

| A | References |
|---|---|
| G1/8 | 21SSIW10MXN |
| | 21SSIW10MXX |
| G1/4 | 21SSIW13MXN |
| | 21SSIW13MXX |

## 21SSTF
### Plug without valve, Hose Barb

*Nickel-plated brass, Brass*



Scan for more dimensions

| A | References |
|---|---|
| 6 | 21SSTF06MXN |
| | 21SSTF06MXX |
| 8 | 21SSTF08MXX |
| 9 | 21SSTF09MXX |
| 10 | 21SSTF10MXX |

## 21KDAW
### Coupler with valve, Male Thread

*Nickel-plated brass, NBR without a sealing ring*



Scan for more dimensions

| A | References |
|---|---|
| G1/8 | 21KDAW10MPN |
| G1/4 | 21KDAW13MPN |
| G3/8 | 21KDAW17MPN |

## 21KDIW
### Coupler with valve, Female Thread

*Nickel-plated brass, NBR*



Scan for more dimensions

| A | References |
|---|---|
| G1/8 | 21KDIW10MPN |
| G1/4 | 21KDIW13MPN |
| G3/8 | 21KDIW17MPN |

## 21KDTF
### Coupler with valve, Hose Barb

*Nickel-plated brass, NBR*



Scan for more dimensions

| A | References |
|---|---|
| 6 | 21KDTF06MPN |
| 10 | 21KDTF10MPN |

## 21SDAW
### Plug with valve, Male Thread

*Nickel-plated brass, NBR*



Scan for more dimensions

| A | References |
|---|---|
| G1/8 | 21SDAW10MPN |
| G1/4 | 21SDAW13MPN |
| G3/8 | 21SDAW17MPN |

## 21SDIW
### Plug with valve, Female Thread

*Nickel-plated brass, NBR*



Scan for more dimensions

| A | References |
|---|---|
| G1/8 | 21SDIW10MPN |
| G1/4 | 21SDIW13MPN |
| G3/8 | 21SDIW17MPN |

## 21SDTF
### Plug with valve, Hose Barb

*Nickel-plated brass, NBR*



Scan for more dimensions

| A | References |
|---|---|
| 6 | 21SDTF06MPN |
| 8 | 21SDTF08MPN |
| 10 | 21SDTF10MPN |

## 25KSAK
### Coupler with valve, Male Thread

*Nickel-plated brass/Acier, NBR*



*Scan for more dimensions*

| A | References |
|---|---|
| R1/4 | 25KSAK13SPN |
| | 25KSAK13MPN |
| R3/8 | 25KSAK17MPN |
| R1/2 | 25KSAK21MPN |

## 25KSIW
### Coupler with valve, Female Thread

*Nickel-plated brass, NBR*



*Scan for more dimensions*

| A | References |
|---|---|
| G1/4 | 25KSIW13MPN |
| G3/8 | 25KSIW17MPN |
| G1/2 | 25KSIW21MPN |

## 25KSTF
### Coupler with valve, Hose Barb

*Nickel-plated brass, NBR*



*Scan for more dimensions*

| A | References |
|---|---|
| 8 | 25KSTF08MPN |
| 10 | 25KSTF10MPN |

## 25SSAW
### Plug without valve, Male Thread

*Zinc-plated steel*



*Scan for more dimensions*

| A | References |
|---|---|
| G1/4 | 25SSAW13SXZ |

## 25SSIW
### Plug without valve, Female Thread

*Zinc-plated steel*



*Scan for more dimensions*

| A | References |
|---|---|
| G1/4 | 25SSIW13SXZ |
| G3/8 | 25SSIW17SXZ |

## 25SSTF
### Plug without valve, Hose Barb

*Zinc-plated steel*



*Scan for more dimensions*

| A | References |
|---|---|
| 8 | 25SSTF08SXZ |
| 10 | 25SSTF10SXZ |

## 25KDAK
### Coupler with valve, Male Thread

*Nickel-plated brass, NBR*



*Scan for more dimensions*

| A | References |
|---|---|
| R1/4 | 25KDAK13MPN |
| R3/8 | 25KDAK17MPN |
| R1/2 | 25KDAK21MPN |

## 25KDIW
### Coupler with valve, Female Thread

*Nickel-plated brass, NBR*



*Scan for more dimensions*

| A | References |
|---|---|
| G1/4 | 25KDIW13BPN |
| G3/8 | 25KDIW17MPN |

## 25KDTF
### Coupler with valve, Hose Barb

*Nickel-plated brass, NBR*



*Scan for more dimensions*

| A | References |
|---|---|
| 6 | 25KDTF06MPN |
| 9 | 25KDTF09MPN |
| 10 | 25KDTF10MPN |
| 13 | 25KDTF13MPN |

## 25SDAW
### Plug with valve, Male Thread

*Nickel-plated brass, NBR*



*Scan for more dimensions*

| A | References |
|---|---|
| G1/4 | 25SDAW13MPN |
| G3/8 | 25SDAW17MPN |

## 25SDIW
### Plug with valve, Female Thread

*Nickel-plated brass, NBR, FKM*



*Scan for more dimensions*

| A | References |
|---|---|
| G1/4 | 25SDIW13MPN |
| G1/4 | 25SDIW13MVN |
| G3/8 | 25SDIW17MPN |

## BREATHING AIR VERSIONS

### 95KSAK
**Coupler with valve, Male Thread**

*Nickel-plated brass ou Stainless steel 303, NBR*



Scan for more dimensions

| A | References |
|---|---|
| R1/4 | 95KSAK13BPN |
| R1/4 | 95KSAK13RPN |
| R3/8 | 95KSAK17BPN |
| R3/8 | 95KSAK17RPN |

### 95KSAW
**Coupler with valve, Male Thread**

*Stainless steel 316L, FKM*



Scan for more dimensions

| A | References |
|---|---|
| G1/4 | 95KSAW13EVX |

### 95KSIW
**Coupler with valve, Female Thread**

*Nickel-plated brass ou Stainless steel 303, NBR, FKM*



Scan for more dimensions

| A | References |
|---|---|
| G1/4 | 95KSIW13BPN |
| | 95KSIW13RVX |
| G3/8 | 95KSIW17BPN |
| G3/8 | 95KSIW17RPN |

### 95KSTF
**Coupler with valve, Hose Barb**

*Nickel-plated brass ou Stainless steel 303, NBR*



Scan for more dimensions

| A | References |
|---|---|
| 6 | 95KSTF06BPN |
| 9 | 95KSTF09BPN |
| 10 | 95KSTF10RPN |

### 95SSAK
**Plug without valve, Male Thread**

*Nickel-plated brass*



Scan for more dimensions

| A | References |
|---|---|
| R1/4 | 95SSAK13MXN |
| R3/8 | 95SSAK17MXN |

### 95SSIW
**Plug without valve, Female Thread**

*Nickel-plated brass*



Scan for more dimensions

| A | References |
|---|---|
| G1/4 | 95SSIW13MXN |

### 95SSTF
**Plug without valve, Hose Barb**

*Nickel-plated brass*



Scan for more dimensions

| A | References |
|---|---|
| 6 | 95SSTF06MXN |

## 96KSAK

### Coupler with valve, Male Thread

*Nickel-plated brass, NBR*



*Scan for more dimensions*

| A | References |
|---|---|
| R1/4 | 96KSAK13BPN |
| R3/8 | 96KSAK17BPN |

## 96KSAW

### Coupler with valve, Male Thread

*Nickel-plated brass ou Stainless steel 303, NBR, FKM, EPDM*



*Scan for more dimensions*

| A | References |
|---|---|
| G1/4 | 96KSAW13BPN |
| G3/8 | 96KSAW17REX |
| | 96KSAW17RVX |
| G1/2 | 96KSAW21RVX |

## 96KSIW

### Coupler with valve, Female Thread

*Nickel-plated brass ou Stainless steel 303, NBR, FKM*



*Scan for more dimensions*

| A | References |
|---|---|
| G1/4 | 96KSIW13BPN |
| G3/8 | 96KSIW17BPN |
| | 96KSIW17RVX |
| G1/2 | 96KSIW21RVX |

## 96KSTF

### Coupler with valve, Hose Barb

*Nickel-plated brass, NBR*



*Scan for more dimensions*

| A | References |
|---|---|
| 9 | 96KSTF09BPN |

## 96SSAK

### Plug without valve, Male Thread

*Nickel-plated brass ou Stainless steel 316L*



*Scan for more dimensions*

| A | References |
|---|---|
| R1/4 | 96SSAK13MXN |
| | 96SSAK13EXX |
| R3/8 | 96SSAK17MXN |

## 96SSAW

### Plug without valve, Male Thread

*Stainless steel 303*



*Scan for more dimensions*

| A | References |
|---|---|
| G1/4 | 96SSAW13RXX |
| G3/8 | 96SSAW17RXX |

## 96SSIW

### Plug without valve, Female Thread

*Nickel-plated brass*



*Scan for more dimensions*

| A | References |
|---|---|
| G1/4 | 96SSIW13MXN |
| G3/8 | 96SSIW17MXN |

## 96SSTF

### Plug without valve, Hose Barb

*Nickel-plated brass*



*Scan for more dimensions*

| A | References |
|---|---|
| 9 | 96SSTF09MXN |

# SELF-VENTING COUPLERS



**Rectus safety couplers** with automatic vent evacuate compressed air before disengagement. They thus ensure optimal protection for users.

## PUSH-BUTTON VERSION

### Technical specifications

**Fluids:** compressed air and neutral gases

**Operating pressure:** up to 12 bar

**Operating temperature:** -20°C to +100°C

**Functions:** KP

**Regulations:** RoHS, REACh

| Nominal diameter (mm) | Profile | Flow rate (NL/min)* | Series coupler | Plugs series |
|---|---|---|---|---|
| 5.5 | ISO B | 675 | 24 | 23 |
| 5.5 | ISO C | 810 | 18 | 18 |
| 7.4 | EURO | 1225 | 26 | 25 |
| 8 | ISO B | 1470 | 30 | 30 |
| 8 | ISO C | 2100 | 84 | 84 |

** Inlet pressure at 6 bar, pressure drop of 0.5 bar.*

Performance depends on the fluids, materials and tube used.

### Components materials

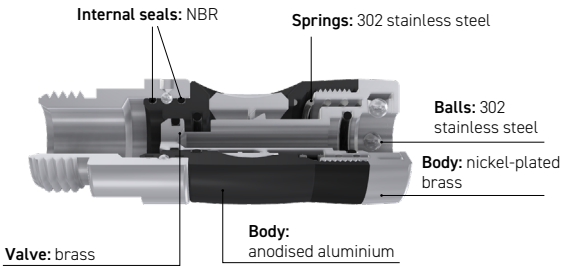


### Benefits

- **The absence of a whiplash effect from pressurised hoses** ensures operator safety thanks to automatic purging before disconnection (ISO 4414):
  - Press the push button once to release the air from the coupler.
  - Press a second time to disconnect the tip.

## VERSION WITH SLIDING RING

### Technical specifications

**Fluids:** compressed air and neutral gases

**Operating pressure:** up to 12 bar

**Operating temperature:** -20°C to +100°C (+60°C series 14, 24, 26)

**Functions:** KE

**Regulations:** RoHS, REACh

| Nominal diameter (mm) | Profile | Flow rate (NL/min)* | Series coupler | Plugs series |
|---|---|---|---|---|
| 5.5 | ISO B | 950 | 1400 | 23 |
| 5.5 | ARO | 1400 | 14 | 22 |
| 7.4 | EURO | 830 | 26 | 25 |
| 7.8 | EURO | 2020 | 1600 | 25 |
| 10 | EURO | 3500 | 1700 | 27 |

** Inlet pressure at 6 bar, pressure drop of 0.5 bar.*

Performance depends on the fluids, materials and tube used.

### Constituent materials

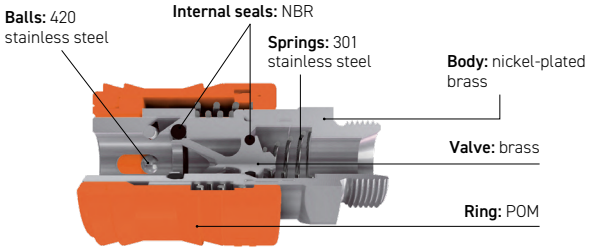


### Benefits

- **The absence of a whipping effect from pressurised hoses** ensures operator safety thanks to automatic venting before disconnection (ISO 4414):
  - When the sleeve is pushed towards the coupler for the first time, the air is evacuated.
  - By pressing the sleeve a second time, the disconnection is performed safely.
- With polymer sleeve versions, **better resistance to impact and scratches.**

## VERSION **WITH ROTATING SLEEVE**

### Technical specifications

**Fluids:** compressed air and neutral gases

**Operating pressure:** up to 16 bar

**Operating temperature:** -20°C to +60°C

**Functions:** KE

**Regulations:** RoHS, REACh

| Nominal diameter (mm) | Profile | Flow rate (NL/min)* | Series coupler | Plugs series |
|---|---|---|---|---|
| 5.5 | ARO | 1250 | 94**A | 22 |
| 5.5 | ISO B | 1250 | 94**U | 23 |
| 7.2 | EURO | 2000 | 94**E | 25 |
| 8 | ISO B | 2400 | 94**U | 30 |

** Inlet pressure at 6 bar, pressure drop of 0.5 bar.*

Performance depends on the fluids, materials and tube used.

### Components materials

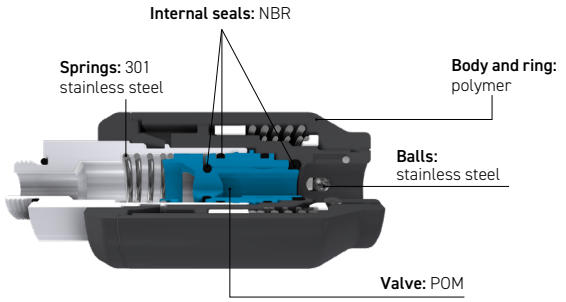


### Benefits

- **No whipping effect from pressurised hoses** thanks to automatic venting prior to disconnection to ensure operator safety:
  - Rotating in one direction, the air is vented.
  - Rotate in the opposite direction, disconnecting safely.
- The polymer ring provides **better resistance to impact and scratches.**

### Recommended applications



*Easy to use thanks to the push button that activates the Vent*



*Vent activated by rotating the ring*

## PUSH-BUTTON VERSIONS

### 24KPAW
**Coupler with valve, Male Thread**

*Anodized aluminum, Nickel-plated brass*



*Scan for more dimensions*

| A | References |
|---|---|
| G1/4 | 24KPAW13APX |
| G3/8 | 24KPAW17APX |
| G1/2 | 24KPAW21APX |

### 24KPIW
**Coupler with valve, Female Thread**

*Anodized aluminum, Nickel-plated brass*



*Scan for more dimensions*

| A | References |
|---|---|
| G1/4 | 24KPIW13APX |
| G3/8 | 24KPIW17APX |
| G1/2 | 24KPIW21APX |

### 24KPTF
**Coupler with valve, Hose Barb**

*Anodized aluminum, Nickel-plated brass*



*Scan for more dimensions*

| A | References |
|---|---|
| 6 | 24KPTF06APX |
| 8 | 24KPTF08APX |
| 10 | 24KPTF10APX |

### 23SFAK
**Plug without valve, Male Thread**

*Nickel-plated steel*



*Scan for more dimensions*

| A | References |
|---|---|
| R1/8 | 23SFAK10SXN |
| R1/4 | 23SFAK13SXN |
| R3/8 | 23SFAK17SXN |
| R1/2 | 23SFAK21SXN |

### 23SFAW
**Plug without valve, Male Thread**

*Nickel-plated steel*



*Scan for more dimensions*

| A | References |
|---|---|
| G1/8 | 23SFAW10SXN |
| G1/4 | 23SFAW13SXN |
| G3/8 | 23SFAW17SXN |
| G1/2 | 23SFAW21SXN |

### 23SFIW
**Plug without valve, Female Thread**

*Nickel-plated steel*



*Scan for more dimensions*

| A | References |
|---|---|
| G1/8 | 23SFIW10SXN |
| G1/4 | 23SFIW13SXN |
| G3/8 | 23SFIW17SXN |
| G1/2 | 23SFIW21SXN |

### 23SFKO
**Plug without valve, with Plastic Hose Connection**

*Nickel-plated steel*



*Scan for more dimensions*

| A | References |
|---|---|
| 8 x 10 | 23SFKO10SXN |

### 23SFTF
**Plug without valve, Hose Barb**

*Nickel-plated steel*



*Scan for more dimensions*

| A | References |
|---|---|
| 6 | 23SFTF06SXN |
| 8 | 23SFTF08SXN |
| 9 | 23SFTF09SXN |
| 10 | 23SFTF10SXN |
| 13 | 23SFTF13SXN |

## 18KPAW

### Coupler with valve, Male Thread

*Anodized aluminum, Nickel-plated brass*



*Scan for more dimensions*

| A | References |
|---|---|
| G1/4 | 18KPAW13APX |
| G3/8 | 18KPAW17APX |
| G1/2 | 18KPAW21APX |

## 18KPIW

### Coupler with valve, Female Thread

*Anodized aluminum, Nickel-plated brass*



*Scan for more dimensions*

| A | References |
|---|---|
| G1/4 | 18KPIW13APX |
| G3/8 | 18KPIW17APX |
| G1/2 | 18KPIW21APX |

## 18KPTF

### Coupler with valve, Hose Barb

*Anodized aluminum, Nickel-plated brass*



*Scan for more dimensions*

| A | References |
|---|---|
| 6 | 18KPTF06APX |
| 8 | 18KPTF08APX |
| 9 | 18KPTF09APX |
| 13 | 18KPTF13APX |

## 18SFAW

### Plug without valve, Male Thread

*Nickel-plated steel*



*Scan for more dimensions*

| A | References |
|---|---|
| G1/4 | 18SFAW13SXN |
| G3/8 | 18SFAW17SXN |

## 18SFAK

### Plug without valve, Male Thread

*Nickel-plated steel*



*Scan for more dimensions*

| A | References |
|---|---|
| R1/4 | 18SFAK13SXN |

## 18SFIW

### Plug without valve, Female Thread

*Nickel-plated steel*



*Scan for more dimensions*

| A | References |
|---|---|
| G1/4 | 18SFIW13SXN |
| G3/8 | 18SFIW17SXN |

## 18SFTF

### Plug without valve, Hose Barb

*Nickel-plated steel*



*Scan for more dimensions*

| A | References |
|---|---|
| 6 | 18SFTF06SXN |
| 8 | 18SFTF08SXN |
| 10 | 18SFTF10SXN |

## 26KPAW
### Coupler with valve, Male Thread

*Anodized aluminum, Nickel-plated brass*



*Scan for more dimensions*

| A | References |
|---|---|
| G1/4 | 26KPAW13APX |
| G3/8 | 26KPAW17APX |
| G1/2 | 26KPAW21APX |

## 26KPIW
### Coupler with valve, Female Thread

*Anodized aluminum, Nickel-plated brass*



*Scan for more dimensions*

| A | References |
|---|---|
| G1/4 | 26KPIW13APX |
| G3/8 | 26KPIW17APX |
| G1/2 | 26KPIW21APX |

## 26KPTF
### Coupler with valve, Hose Barb

*Anodized aluminum, Nickel-plated brass*



*Scan for more dimensions*

| A | References |
|---|---|
| 6 | 26KPTF06APX |
| 8 | 26KPTF08APX |
| 10 | 26KPTF10APX |
| 13 | 26KPTF13APX |

## 25SFAK
### Plug without valve, Male Thread

*Zinc-plated steel*



*Scan for more dimensions*

| A | References |
|---|---|
| R1/8 | 25SFAK10SXZ |
| R1/4 | 25SFAK13SXZ |
| R3/8 | 25SFAK17SXZ |
| R1/2 | 25SFAK21SXZ |

## 25SFAW
### Plug without valve, Male Thread

*Nickel-plated steel, technical polymer*



*Scan for more dimensions*

| DN | C | References |
|---|---|---|
| 7.2 | G1/8 | 25SFAW10SXZ |
| | G1/4 | 25SFAW13SXZ |
| | G3/8 | 25SFAW17SXZ |
| | G1/2 | 25SFAW21SXZ |

## 25SFIM
### Plug without valve, Female Thread

*Zinc-plated steel/Nickel-plated brass*



*Scan for more dimensions*

| A | References |
|---|---|
| M16x1.5 | 25SFIM16SXZ |

## 25SFIW
### Plug without valve, Female Thread

*Zinc-plated steel/Nickel-plated brass*



*Scan for more dimensions*

| A | References |
|---|---|
| G1/8 | 25SFIW10SXZ |
| G1/4 | 25SFIW13SXZ |
| G3/8 | 25SFIW17SXZ |
| G1/2 | 25SFIW21SXZ |

## 25SFTF
### Plug without valve, Hose Barb

*Nickel-plated brass*



*Scan for more dimensions*

| DN | A | References |
|---|---|---|
| 7.2 | 6 | 25SFTF06SXZ |
| | 8 | 25SFTF08SXZ |
| | 9 | 25SFTF09SXZ |
| | 10 | 25SFTF10SXZ |
| | 13 | 25SFTF13SXZ |

## 30KPAW

**Coupler with valve, Male Thread**

*Anodized aluminum, Nickel-plated brass*



*Scan for more dimensions*

| A | References |
|---|---|
| G1/4 | 30KPAW13APX |
| G3/8 | 30KPAW17APX |
| G1/2 | 30KPAW21APX |

## 30KPIW

**Coupler with valve, Female Thread**

*Anodized aluminum, Nickel-plated brass*



*Scan for more dimensions*

| A | References |
|---|---|
| G1/4 | 30KPIW13APX |
| G3/8 | 30KPIW17APX |
| G1/2 | 30KPIW21APX |

## 30KPTF

**Coupler with valve, Hose Barb**

*Anodized aluminum, Nickel-plated brass*



*Scan for more dimensions*

| A | References |
|---|---|
| 8 | 30KPTF08APX |
| 10 | 30KPTF10APX |

## 30SFAW

**Plug without valve, Male Thread**

*Nickel-plated steel*



*Scan for more dimensions*

| A | References |
|---|---|
| G1/4 | 30SFAW13SXN |
| G3/8 | 30SFAW17SXN |
| G1/2 | 30SFAW21SXN |

## 30SFTF

**Plug without valve, Hose Barb**

*Nickel-plated steel*



*Scan for more dimensions*

| A | References |
|---|---|
| 8 | 30SFTF08SXN |
| 10 | 30SFTF10SXN |
| 13 | 30SFTF13SXN |

## 30SFIW

**Plug without valve, Female Thread**

*Nickel-plated steel*



*Scan for more dimensions*

| A | References |
|---|---|
| G1/4 | 30SFIW13SXN |
| G3/8 | 30SFIW17SXN |
| G1/2 | 30SFIW21SXN |

## 84KPAW
### Coupler with valve, Male Thread

*Anodized aluminum, Nickel-plated brass*



*Scan for more dimensions*

| A | References |
|---|---|
| G1/4 | 84KPAW13APX |
| G3/8 | 84KPAW17APX |
| G1/2 | 84KPAW21APX |

## 84KPIW
### Coupler with valve, Female Thread

*Anodized aluminum, Nickel-plated brass*



*Scan for more dimensions*

| A | References |
|---|---|
| G1/4 | 84KPIW13APX |
| G3/8 | 84KPIW17APX |
| G1/2 | 84KPIW21APX |

## 84KPTF
### Coupler with valve, Hose Barb

*Anodized aluminum, Nickel-plated brass*



*Scan for more dimensions*

| A | References |
|---|---|
| 10 | 84KPTF10APX |
| 13 | 84KPTF13APX |

## 84SFAW
### Plug without valve, Male Thread

*Nickel-plated steel*



*Scan for more dimensions*

| A | References |
|---|---|
| G1/4 | 84SFAW13SXN |
| G3/8 | 84SFAW17SXN |
| G1/2 | 84SFAW21SXN |

## 84SFIW
### Plug without valve, Female Thread

*Nickel-plated steel*



*Scan for more dimensions*

| A | References |
|---|---|
| G1/4 | 84SFIW13SXN |
| G3/8 | 84SFIW17SXN |

## 84SFTF
### Plug without valve, Hose Barb

*Nickel-plated steel*



*Scan for more dimensions*

| A | References |
|---|---|
| 10 | 84SFTF10SXN |
| 13 | 84SFTF13SXN |

## SLIDING SLEEVE VERSIONS

### 1400KEAW
**Coupler with valve, Male Thread**

*Brass/Nickel-plated steel, NBR*



*Scan for more dimensions*

| A | References |
|---|---|
| G1/4 | 1400KEAW13SPN |

### 1400KEIW
**Coupler with valve, Female Thread**

*Brass/Nickel-plated steel, NBR*



*Scan for more dimensions*

| A | References |
|---|---|
| G1/4 | 1400KEIW13SPN |
| G1/2 | 1400KEIW21SPN |

### 23SFAK
**Plug without valve, Male Thread**

*Nickel-plated steel*



*Scan for more dimensions*

| A | References |
|---|---|
| R1/8 | 23SFAK10SXN |
| R1/4 | 23SFAK13SXN |
| R3/8 | 23SFAK17SXN |
| R1/2 | 23SFAK21SXN |

### 23SFIW
**Plug without valve, Female Thread**

*Nickel-plated steel*



*Scan for more dimensions*

| A | References |
|---|---|
| G1/8 | 23SFIW10SXN |
| G1/4 | 23SFIW13SXN |
| G3/8 | 23SFIW17SXN |
| G1/2 | 23SFIW21SXN |

### 23SFTF
**Plug without valve, Hose Barb**

*Nickel-plated steel*



*Scan for more dimensions*

| A | References |
|---|---|
| 6 | 23SFTF06SXN |
| 8 | 23SFTF08SXN |
| 9 | 23SFTF09SXN |
| 10 | 23SFTF10SXN |
| 13 | 23SFTF13SXN |

### 23SFAW
**Plug without valve, Male Thread**

*Nickel-plated steel*



*Scan for more dimensions*

| A | References |
|---|---|
| G1/8 | 23SFAW10SXN |
| G1/4 | 23SFAW13SXN |
| G3/8 | 23SFAW17SXN |
| G1/2 | 23SFAW21SXN |

## 14KEAK

### Coupler with valve, Male Thread

*Nickel-plated brass, polymer, NBR*



*Scan for more dimensions*

| A | References |
|---|---|
| R1/4 | 14KEAK13MPN |
| R3/8 | 14KEAK17MPN |
| R1/2 | 14KEAK21MPN |

## 14KEAW

### Coupler with valve, Male Thread

*Nickel-plated brass, polymer, NBR*



*Scan for more dimensions*

| A | References |
|---|---|
| G1/2 | 14KEAW17MPN |
| G3/8 | 14KEAW21MPN |

## 14KEIW

### Coupler with valve, Female Thread

*Nickel-plated brass, polymer, NBR*



*Scan for more dimensions*

| A | References |
|---|---|
| G1/4 | 14KEIW13MPN |
| G3/8 | 14KEIW17MPN |
| G1/2 | 14KEIW21MPN |

## 14KETF

### Coupler with valve, Hose Barb

*Nickel-plated brass, polymer, NBR*



*Scan for more dimensions*

| A | References |
|---|---|
| 8 | 14KETF08MPN |
| 9 | 14KETF09MPN |
| 10 | 14KETF10MPN |

## 22SFAK

### Plug without valve, Male Thread

*Nickel-plated steel*



*Scan for more dimensions*

| A | References |
|---|---|
| R1/8 | 22SFAK10SXN |
| R1/4 | 22SFAK13SXN |
| R3/8 | 22SFAK17SXN |
| R1/2 | 22SFAK21SXN |

## 22SFAW

### Plug without valve, Male Thread

*Nickel-plated steel, technical polymer*



*Scan for more dimensions*

| DN | C | References |
|---|---|---|
| 5.5 | G1/4 | 22SFAW13SXN |
| | G1/2 | 22SFAW21SXN |

## 22SFIW

### Plug without valve, Female Thread

*Nickel-plated steel*



*Scan for more dimensions*

| A | References |
|---|---|
| G1/4 | 22SFIW13SXN |
| G3/8 | 22SFIW17SXN |
| G1/2 | 22SFIW21SXN |

## 22SFTF

### Plug without valve, Hose Barb

*Nickel-plated steel*



*Scan for more dimensions*

| DN | ØD | References |
|---|---|---|
| 5.5 | 6 | 22SFTF06SXN |
| | 8 | 22SFTF08SXN |
| | 9 | 22SFTF09SXN |
| | 10 | 22SFTF10SXN |
| | 13 | 22SFTF13SXN |

## 26KEAW

### Coupler with valve, Male Thread

*Nickel-plated brass, NBR*



*Scan for more dimensions*

| A | References |
|---|---|
| G1/4 | 26KEAW13MPN |
| G3/8 | 26KEAW17MPN |
| G1/2 | 26KEAW21MPN |

## 26KEIW

### Coupler with valve, Female Thread

*Nickel-plated brass, NBR*



*Scan for more dimensions*

| A | References |
|---|---|
| G1/4 | 26KEIW13MPN |
| G3/8 | 26KEIW17MPN |
| G1/2 | 26KEIW21MPN |

## 26KETF

### Coupler with valve, Hose Barb

*Nickel-plated brass, NBR*



*Scan for more dimensions*

| A | References |
|---|---|
| 6 | 26KETF06MPN |
| 8 | 26KETF08MPN |
| 9 | 26KETF09MPN |
| 10 | 26KETF10MPN |
| 13 | 26KETF13MPN |

## 25SFAK

### Plug without valve, Male Thread

*Zinc-plated steel*



*Scan for more dimensions*

| A | References |
|---|---|
| R1/8 | 25SFAK10SXZ |
| R1/4 | 25SFAK13SXZ |
| R3/8 | 25SFAK17SXZ |
| R1/2 | 25SFAK21SXZ |

## 25SFAW

### Plug without valve, Male Thread

*Zinc-plated steel/Nickel-plated brass*



*Scan for more dimensions*

| A | References |
|---|---|
| G1/8 | 25SFAW10SXZ |
| G1/4 | 25SFAW13SXZ |
| G3/8 | 25SFAW17SXZ |
| G1/2 | 25SFAW21SXZ |

## 25SFIM

### Plug without valve, Female Thread

*Zinc-plated steel/Nickel-plated brass*



*Scan for more dimensions*

| A | References |
|---|---|
| M16x1.5 | 25SFIM16SXZ |

## 25SFIW

### Plug without valve, Female Thread

*Zinc-plated steel/Nickel-plated brass*



*Scan for more dimensions*

| A | References |
|---|---|
| G1/8 | 25SFIW10SXZ |
| G1/4 | 25SFIW13SXZ |
| G3/8 | 25SFIW17SXZ |
| G1/2 | 25SFIW21SXZ |

## 25SFTF

### Plug without valve, Hose Barb

*Zinc-plated steel/Nickel-plated brass*



*Scan for more dimensions*

| A | References |
|---|---|
| 6 | 25SFTF06SXZ |
| 8 | 25SFTF08SXZ |
| 9 | 25SFTF09SXZ |
| 10 | 25SFTF10SXZ |
| 13 | 25SFTF13SXZ |

## 1600KEAK
### Coupler with valve, Male Thread

*Brass/Nickel-plated steel, NBR*



*Scan for more dimensions*

| A | References |
|---|---|
| R1/4 | 1600KEAK13SPN |
| R3/8 | 1600KEAK17SPN |
| R1/2 | 1600KEAK21SPN |

## 1600KEIW
### Coupler with valve, Female Thread

*Brass/Nickel-plated steel, NBR*



*Scan for more dimensions*

| A | References |
|---|---|
| G1/4 | 1600KEIW13SPN |
| G3/8 | 1600KEIW17SPN |
| G1/2 | 1600KEIW21SPN |

## 1600KETF
### Coupler with valve, Hose Barb

*Brass/Nickel-plated steel, NBR*



*Scan for more dimensions*

| A | References |
|---|---|
| 6 | 1600KETF06SPN |
| 8 | 1600KETF08SPN |
| 9 | 1600KETF09SPN |
| 10 | 1600KETF10SPN |
| 13 | 1600KETF13SPN |

## 25SFAK
### Plug without valve, Male Thread

*Zinc-plated steel*



*Scan for more dimensions*

| A | References |
|---|---|
| R1/8 | 25SFAK10SXZ |
| R1/4 | 25SFAK13SXZ |
| R3/8 | 25SFAK17SXZ |
| R1/2 | 25SFAK21SXZ |

## 25SFAW
### Plug without valve, Male Thread

*Zinc-plated steel/Nickel-plated brass*



*Scan for more dimensions*

| A | References |
|---|---|
| G1/8 | 25SFAW10SXZ |
| G1/4 | 25SFAW13SXZ |
| G3/8 | 25SFAW17SXZ |
| G1/2 | 25SFAW21SXZ |

## 25SFIM
### Plug without valve, Female Thread

*Zinc-plated steel/Nickel-plated brass*



*Scan for more dimensions*

| A | References |
|---|---|
| M16x1.5 | 25SFIM16SXZ |

## 25SFIW
### Plug without valve, Female Thread

*Zinc-plated steel/Nickel-plated brass*



*Scan for more dimensions*

| A | References |
|---|---|
| G1/8 | 25SFIW10SXZ |
| G1/4 | 25SFIW13SXZ |
| G3/8 | 25SFIW17SXZ |
| G1/2 | 25SFIW21SXZ |

## 25SFTF
### Plug without valve, Hose Barb

*Zinc-plated steel/Nickel-plated brass*



*Scan for more dimensions*

| A | References |
|---|---|
| 6 | 25SFTF06SXZ |
| 8 | 25SFTF08SXZ |
| 9 | 25SFTF09SXZ |
| 10 | 25SFTF10SXZ |
| 13 | 25SFTF13SXZ |

## 1700KEAW

### Coupler with valve, Male Thread

*Brass/Nickel-plated steel, NBR*



*Scan for more dimensions*

| A | References |
|---|---|
| G3/8 | 1700KEAW17SPN |
| G1/2 | 1700KEAW21SPN |
| G3/4 | 1700KEAW26SPN |

## 1700KEIW

### Coupler with valve, Female Thread

*Brass/Nickel-plated steel, NBR*



*Scan for more dimensions*

| A | References |
|---|---|
| G3/8 | 1700KEIW17SPN |
| G1/2 | 1700KEIW21SPN |
| G3/4 | 1700KEIW26SPN |

## 27SFAK

### Plug without valve, Male Thread

*Nickel-plated steel*



*Scan for more dimensions*

| A | References |
|---|---|
| R1/4 | 27SFAK13SXN |
| R3/8 | 27SFAK17SXN |
| R1/2 | 27SFAK21SXN |
| R3/4 | 27SFAK26SXN |

## 27SFAW

### Plug without valve, Male Thread

*Nickel-plated brass / Nickel-plated steel*



*Scan for more dimensions*

| A | References |
|---|---|
| G3/8 | 27SFAW17SXN |
| G1/2 | 27SFAW21SXN |
| G3/4 | 27SFAW26SXN |

## 27SFIW

### Plug without valve, Female Thread

*Nickel-plated steel*



*Scan for more dimensions*

| A | References |
|---|---|
| G1/4 | 27SFIW13SXN |
| G3/8 | 27SFIW17SXN |
| G1/2 | 27SFIW21SXN |
| G3/4 | 27SFIW26SXN |

## 27SFTF

### Plug without valve, Hose Barb

*Nickel-plated steel*



*Scan for more dimensions*

| A | References |
|---|---|
| 10 | 27SFTF10SXN |
| 13 | 27SFTF13SXN |
| 16 | 27SFTF16SXN |
| 19 | 27SFTF19SXN |

## ROTATING-SLEEVE VERSIONS

### 9401A
**Coupler with valve, Male Thread**

*Technical polymer, Nickel-plated brass, NBR*



Scan for more dimensions

| DN | C | References |
|---|---|---|
| 5.5 | G1/4 | 9401A06 13 |
| 5.5 | G3/8 | 9401A06 17 |
| 5.5 | G1/2 | 9401A06 21 |

### 9405A
**Coupler with valve, Male Thread**

*Technical polymer, Nickel-plated brass, NBR*



Scan for more dimensions

| DN | C | References |
|---|---|---|
| 5.5 | R1/4 | 9405A06 13 |
| 5.5 | R3/8 | 9405A06 17 |
| 5.5 | R1/2 | 9405A06 21 |

### 9414A
**Coupler with valve, Female Thread**

*Technical polymer, Nickel-plated brass, NBR*



Scan for more dimensions

| DN | C | References |
|---|---|---|
| 5.5 | G1/4 | 9414A06 13 |
| 5.5 | G3/8 | 9414A06 17 |
| 5.5 | G1/2 | 9414A06 21 |

### 9416A
**Coupler with valve, Bulkhead Mountable, Female BSPP Thread**

*Technical polymer, Nickel-plated brass, NBR*



Scan for more dimensions

| DN | C | References |
|---|---|---|
| 5.5 | G1/4 | 9416A06 13 |

### 9421A
**Coupler with valve, with Hosetail**

*Technical polymer, Nickel-plated brass, NBR*



Scan for more dimensions

| DN | ØD | References |
|---|---|---|
| 5.5 | 8 | 9421A06 08 |
| 5.5 | 10 | 9421A06 10 |

### 22SFAK
**Plug without valve, Male Thread**

*Nickel-plated steel*



Scan for more dimensions

| A | References |
|---|---|
| R1/8 | 22SFAK10SXN |
| R1/4 | 22SFAK13SXN |
| R3/8 | 22SFAK17SXN |
| R1/2 | 22SFAK21SXN |

### 22SFAW
**Plug without valve, Male Thread**

*Nickel-plated steel, technical polymer*



Scan for more dimensions

| DN | C | References |
|---|---|---|
| 5.5 | G1/4 | 22SFAW13SXN |
| | G1/2 | 22SFAW21SXN |

### 22SFIW
**Plug without valve, Female Thread**

*Nickel-plated steel*



Scan for more dimensions

| A | References |
|---|---|
| G1/4 | 22SFIW13SXN |
| G3/8 | 22SFIW17SXN |
| G1/2 | 22SFIW21SXN |

### 22SFTF
**Plug without valve, Hose Barb**

*Nickel-plated steel*



Scan for more dimensions

| DN | ØD | References |
|---|---|---|
| 5.5 | 6 | 22SFTF06SXN |
| | 8 | 22SFTF08SXN |
| | 9 | 22SFTF09SXN |
| | 10 | 22SFTF10SXN |
| | 13 | 22SFTF13SXN |

## 9401U

### Coupler with valve, Male Thread

*Technical polymer, Nickel-plated brass, NBR*



*Scan for more dimensions*

| DN | C | References |
|---|---|---|
| 5.5 | G1/4 | 9401U06 13 |
| 5.5 | G3/8 | 9401U06 17 |
| 5.5 | G1/2 | 9401U06 21 |
| 8 | G1/4 | 9401U08 13 |
| 8 | G3/8 | 9401U08 17 |
| 8 | G1/2 | 9401U08 21 |

## 9405U

### Coupler with valve, Male Thread

*Technical polymer, Nickel-plated brass, NBR*



*Scan for more dimensions*

| DN | C | References |
|---|---|---|
| 5.5 | R1/4 | 9405U06 13 |
| 5.5 | R3/8 | 9405U06 17 |
| 5.5 | R1/2 | 9405U06 21 |
| 8 | R1/4 | 9405U08 13 |
| 8 | R3/8 | 9405U08 17 |
| 8 | R1/2 | 9405U08 21 |

## 9414U

### Coupler with valve, Female Thread

*Technical polymer, Nickel-plated brass, NBR*



*Scan for more dimensions*

| DN | C | References |
|---|---|---|
| 5.5 | G1/4 | 9414U06 13 |
| 5.5 | G3/8 | 9414U06 17 |
| 5.5 | G1/2 | 9414U06 21 |
| 8 | G1/4 | 9414U08 13 |
| 8 | G3/8 | 9414U08 17 |
| 8 | G1/2 | 9414U08 21 |

## 9416U

### Coupler with valve, Bulkhead Mountable, Female BSPP Thread

*Technical polymer, Nickel-plated brass, NBR*



*Scan for more dimensions*

| DN | C | References |
|---|---|---|
| 5.5 | G1/4 | 9416U06 13 |
| 8 | G3/8 | 9416U08 17 |

## 9421U

### Coupler with valve, with Hosetail

*Technical polymer, Nickel-plated brass, NBR*



*Scan for more dimensions*

| DN | ØD | References |
|---|---|---|
| 5.5 | 6 | 9421U06 06 |
| 5.5 | 8 | 9421U06 08 |
| 5.5 | 10 | 9421U06 10 |
| 8 | 8 | 9421U08 08 |
| 8 | 10 | 9421U08 10 |
| 8 | 13 | 9421U08 13 |

## 23SFAK

### Plug without valve, Male Thread

*Nickel-plated steel*



*Scan for more dimensions*

| A | References |
|---|---|
| R1/8 | 23SFAK10SXN |
| R1/4 | 23SFAK13SXN |
| R3/8 | 23SFAK17SXN |
| R1/2 | 23SFAK21SXN |

## 23SFAW

### Plug without valve, Male Thread

*Nickel-plated steel*



*Scan for more dimensions*

| A | References |
|---|---|
| G1/8 | 23SFAW10SXN |
| G1/4 | 23SFAW13SXN |
| G3/8 | 23SFAW17SXN |
| G1/2 | 23SFAW21SXN |

## 23SFIW

### Plug without valve, Female Thread

*Nickel-plated steel*



*Scan for more dimensions*

| A | References |
|---|---|
| G1/8 | 23SFIW10SXN |
| G1/4 | 23SFIW13SXN |
| G3/8 | 23SFIW17SXN |
| G1/2 | 23SFIW21SXN |

## 23SFKO

**Plug without valve, with Plastic Hose Connection**

*Nickel-plated steel*



*Scan for more dimensions*

| A | References |
|---|---|
| 8 x 10 | 23SFKO10SXN |

## 23SFTF

**Plug without valve, Hose Barb**

*Nickel-plated steel*



*Scan for more dimensions*

| A | References |
|---|---|
| 6 | 23SFTF06SXN |
| 8 | 23SFTF08SXN |
| 9 | 23SFTF09SXN |
| 10 | 23SFTF10SXN |
| 13 | 23SFTF13SXN |

## 30SFAW

**Plug without valve, Male Thread**

*Nickel-plated steel*



*Scan for more dimensions*

| A | References |
|---|---|
| G1/4 | 30SFAW13SXN |
| G3/8 | 30SFAW17SXN |
| G1/2 | 30SFAW21SXN |

## 30SFIW

**Plug without valve, Female Thread**

*Nickel-plated steel*



*Scan for more dimensions*

| A | References |
|---|---|
| G1/4 | 30SFIW13SXN |
| G3/8 | 30SFIW17SXN |
| G1/2 | 30SFIW21SXN |

## 30SFTF

**Plug without valve, Hose Barb**

*Nickel-plated steel*



*Scan for more dimensions*

| A | References |
|---|---|
| 8 | 30SFTF08SXN |
| 10 | 30SFTF10SXN |
| 13 | 30SFTF13SXN |

## 9401E
### Coupler with valve, Male Thread

*Technical polymer, Nickel-plated brass, NBR*



*Scan for more dimensions*

| DN | C | References |
|---|---|---|
| 7.2 | G1/4 | 9401E07 13 |
| 7.2 | G3/8 | 9401E07 17 |
| 7.2 | G1/2 | 9401E07 21 |

## 9414E
### Coupler with valve, Female Thread

*Technical polymer, Nickel-plated brass, NBR*



*Scan for more dimensions*

| DN | C | References |
|---|---|---|
| 7.2 | G1/4 | 9414E07 13 |
| 7.2 | G3/8 | 9414E07 17 |
| 7.2 | G1/2 | 9414E07 21 |

## 9416E
### Coupler with valve, Bulkhead Mountable, Female BSPP Thread

*Technical polymer, Nickel-plated brass, NBR*



*Scan for more dimensions*

| DN | C | References |
|---|---|---|
| 7.2 | G3/8 | 9416E07 17 |

## 9421E
### Coupler with valve, with Hosetail

*Technical polymer, Nickel-plated brass, NBR*



*Scan for more dimensions*

| DN | ØD | References |
|---|---|---|
| 7.2 | 8 | 9421E07 08 |
| 7.2 | 10 | 9421E07 10 |
| 7.2 | 13 | 9421E07 13 |

## 25SFAK
### Plug without valve, Male Thread

*Zinc-plated steel*



*Scan for more dimensions*

| A | References |
|---|---|
| R1/8 | 25SFAK10SXZ |
| R1/4 | 25SFAK13SXZ |
| R3/8 | 25SFAK17SXZ |
| R1/2 | 25SFAK21SXZ |

## 25SFAW
### Plug without valve, Male Thread

*Zinc-plated steel, technical polymer*



*Scan for more dimensions*

| DN | C | References |
|---|---|---|
| 7.2 | G1/8 | 25SFAW10SXZ |
| | G1/4 | 25SFAW13SXZ |
| | G3/8 | 25SFAW17SXZ |
| | G1/2 | 25SFAW21SXZ |

## 25SFIM
### Plug without valve, Female Thread

*Zinc-plated steel/Nickel-plated brass*



*Scan for more dimensions*

| A | References |
|---|---|
| M16x1.5 | 25SFIM16SXZ |

## 25SFIW
### Plug without valve, Female Thread

*Zinc-plated steel/Nickel-plated brass*



*Scan for more dimensions*

| A | References |
|---|---|
| G1/8 | 25SFIW10SXZ |
| G1/4 | 25SFIW13SXZ |
| G3/8 | 25SFIW17SXZ |
| G1/2 | 25SFIW21SXZ |

## 25SFTF
### Plug without valve, Hose Barb

*Zinc-plated steel-plated brass*



*Scan for more dimensions*

| DN | A | References |
|---|---|---|
| 7.2 | 6 | 25SFTF06SXZ |
| | 8 | 25SFTF08SXZ |
| | 9 | 25SFTF09SXZ |
| | 10 | 25SFTF10SXZ |
| | 13 | 25SFTF13SXZ |

# THERMOPLASTIC COUPLERS



Made from technical polymers, these couplers are ideal for applications requiring high chemical resistance. Available in POM for air and neutral gases, as well as in PVDF for treated water and analytical gases.

## Technical specifications

**Fluids:** air and neutral gases, industrial water and treated water with or without glycol

**Operating pressure:**
PVDF: 8 bar
POM and Series 70 (G1/2 up to G1):10 bar
Series 70 (G1/8 up to G3/8): 15 bar

**Operating temperature:**
POM: -20°C to +80°C (+90°C for 70 series)
PVDF: -20°C to +120°C

**Functions:** KA, KB

**Regulations:** RoHS, REACh

## Components materials

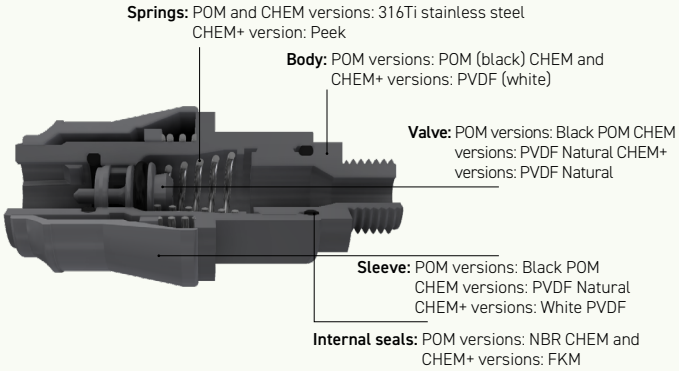


| Nominal diameter (mm) | Profile | Flow rate (NL/min)* | | Series coupler | Plugs series |
|---|---|---|---|---|---|
| | | Air | Water | | |
| 5 | EURO | 310 (KB) to 550 (KA) | 2.7 (KB) to 7 (KA) | 21 | 21 |
| 5 | Rectus | 310 (KB) to 550 (KA) | 2.7 (KB) to 7 (KA) | 21 coded | 21 |
| 7 | Rectus | 770 (KB) to 1100 (KA) | 12 (KB) to 17 (KA) | 48/48 coded | 48 |
| 6–20 | ISO 7241-1 B | - | 9 (KB)<br>17 (KB)<br>33 (KB)<br>79 (KB)<br>117 (KB) | 72<br>73<br>74<br>75<br>76 | 72<br>73<br>74<br>75<br>76 |

** Inlet pressure at 6 bar, pressure drop of 0.5 bar.*

Performance depends on the fluids, materials and tube used.

## Identification of coded versions



48KB_B = Blue

21KB_R = Red

## Benefits

- **PVDF version for high chemical resistance** in medical applications.
- **The versions with a conical sleeve** are specially designed to facilitate handling with gloves.
- **The 21 and 48 series are available in coded versions** to secure the coupler to its plug and prevent fluid mixing.
- **The 70 series stands out for its high flow rate,** high pressure resistance and low pressure drop.

## Recommended applications



*Chemical resistance in medical analysis laboratories*

## 21KBKE

**Coupler with valve, Panel Mount for Plastic Hose Connection for Front Panel Installation**

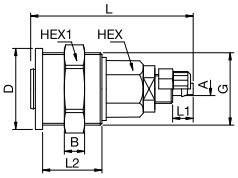


| A | HEX | HEX1 | L | L1 | L2 | D | B | G | Cap color | References POM | References CHEM |
|---|---|---|---|---|---|---|---|---|---|---|---|
| 6 x 8 | 17 | 27 | 56 | 7 | 20.5 | 28 | 7 | M25x1 | Standard | 21KBKE08DPX | 21KBKE08FVX |

## 21KBAW

**Coupler with valve, Male Thread with a conical cap**

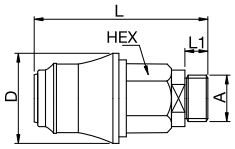


| A | HEX | L | L1 | D | Cap color | References POM | References CHEM |
|---|---|---|---|---|---|---|---|
| G1/8 | 17 | 50 | 7 | 25.5 | Standard | 21KBAW10DPX | 21KBAW10FVX |
| G1/4 | 17 | 50 | 7 | 25.5 | Standard | 21KBAW13DPX | 21KBAW13FVX |

## 21KBAW

**Coupler with valve, Male Thread with a cylindrical cap**

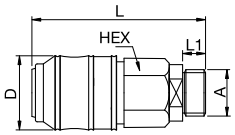


| A | HEX | L | L1 | D | Cap color | References POM | References CHEM |
|---|---|---|---|---|---|---|---|
| G1/4 | 17 | 50 | 7 | 21 | Blue | | 21KBAW13FVXGB |
| G1/4 | 17 | 50 | 7 | 21 | Red | 21KBAW13DPXGR | 21KBAW13FVXGR |

## 21KBIW

**Coupler with valve, Female Thread with a conical cap**

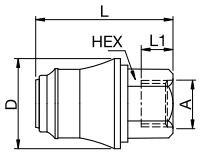


| A | HEX | L | L1 | D | Cap color | References POM | References CHEM |
|---|---|---|---|---|---|---|---|
| G1/8 | 17 | 53 | 8 | 25.5 | Standard | 21KBIW10DPX | 21KBIW10FVX |
| G1/4 | 17 | 39 | 9 | 25.5 | Standard | 21KBIW13DPX | 21KBIW13FVX |

## 21KBIW

**Coupler with valve, Female Thread with a cylindrical cap**

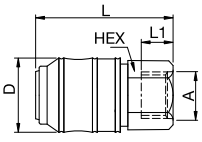


| A | HEX | L | L1 | D | Cap color | References POM | References CHEM |
|---|---|---|---|---|---|---|---|
| G1/4 | 17 | 39 | 9 | 21 | Blue | 21KBIW13DPXGB | 21KBIW13FVXGB |
| G1/4 | 17 | 39 | 9 | 21 | Red | 21KBIW13DPXGR | 21KBIW13FVXGR |

## 21KBKO

**Coupler with valve, with Plastic Hose Connection with a conical cap**

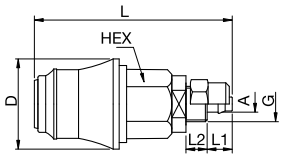


| A | HEX | L | L1 | L2 | D | G | Cap color | References POM | References CHEM |
|---|---|---|---|---|---|---|---|---|---|
| 4 x 6 | 17 | 56 | 6 | 7 | 25.5 | M10x1 | Standard | 21KBKO06DPX | 21KBKO06FVX |
| 6 x 8 | 17 | 56 | 6 | 7 | 25.5 | M12x1 | Standard | 21KBKO08DPX | 21KBKO08FVX |

## 21KBKO

**Coupler with valve, with Plastic Hose Connection with a cylindrical cap**

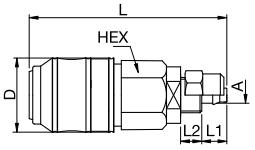


| A | HEX | L | L1 | L2 | D | Cap color | References POM | References CHEM |
|---|---|---|---|---|---|---|---|---|
| 4 x 6 | 17 | 56 | 6 | 7 | 21 | Red | 21KBKO06DPXGR | |

## 21KBKS

**Coupler with valve, Panel Mount with Plastic Hose Connection**

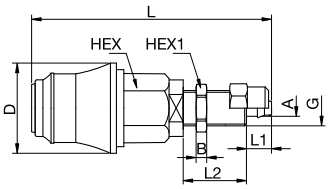


| A | HEX | HEX1 | L | L1 | L2 | D | B | G | Cap color | References POM | References CHEM |
|---|---|---|---|---|---|---|---|---|---|---|---|
| 4 x 6 | 17 | 14 | 68 | 7 | 18 | 25.5 | 4 | M10x1 | Standard | 21KBKS06DPX | |
| 6 x 8 | 17 | 17 | 68 | 7 | 18 | 25.5 | 4 | M12x1 | Standard | 21KBKS08DPX | 21KBKS08FVX |

## 21KBTS

**Coupler with valve, Panel Mount with Hose Barb with conical cap**

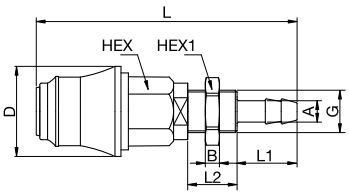


| A | HEX | HEX1 | L | L1 | L2 | D | B | G | Cap color | References POM | References CHEM |
|---|---|---|---|---|---|---|---|---|---|---|---|
| 6 | 17 | 14 | 74 | 17 | 14 | 25.5 | 4 | M10x1 | Standard | 21KBTS06DPX | |

## 21KBTE

**Coupler with valve, Panel Mount for Hose Barb for Front Panel Installation**

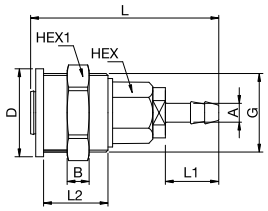


| A | HEX | HEX1 | L | L1 | L2 | D | B | G | Cap color | References POM | References CHEM |
|---|---|---|---|---|---|---|---|---|---|---|---|
| 4 | 17 | 27 | 60 | 17 | 20.5 | 28 | 7 | M25x1 | Standard | | 21KBTE04FVX |
| 6 | 17 | 27 | 60 | 17 | 20.5 | 28 | 7 | M25x1 | Standard | 21KBTE06DPX | |
| 8 | 17 | 27 | 60 | 17 | 20.5 | 28 | 7 | M25x1 | Standard | 21KBTE08DPX | |

## 21KBTF

**Coupler with valve, Hose Barb with a conical cap**

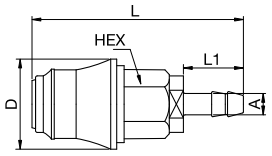


| A | HEX | L | L1 | D | Cap color | References POM | References CHEM |
|---|---|---|---|---|---|---|---|
| 4 | 17 | 60 | 17 | 25.5 | Standard | 21KBTF04DPX | 21KBTF04FVX |
| 6 | 17 | 60 | 17 | 25.5 | Standard | 21KBTF06DPX | 21KBTF06FVX |

## 21KBTF

**Coupler with valve, Hose Barb with a cylindrical cap**

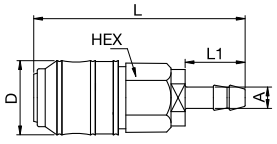


| A | HEX | L | L1 | D | Cap color | References POM |
|---|---|---|---|---|---|---|
| 6 | 17 | 60 | 17 | 21 | Blue | 21KBTF06DPXGB |
| 6 | 17 | 60 | 17 | 21 | Red | 21KBTF06DPXGR |

## 21SBAW

**Plug with valve, Male Thread**

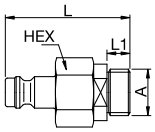


| A | HEX | L | L1 | Cap color | References POM | References CHEM |
|---|---|---|---|---|---|---|
| G1/8 | 17 | 36 | 7 | Standard | 21SBAW10DPX | 21SBAW10FVX |
| G1/8 | 17 | 36 | 7 | Blue | 21SBAW10DPXB | 21SBAW10FVXB |
| G1/8 | 17 | 36 | 7 | Red | | 21SBAW10FVXR |
| G1/4 | 17 | 38 | 7 | Standard | 21SBAW13DPX | 21SBAW13FVX |

## 21SBIW

**Plug with valve, Female Thread**

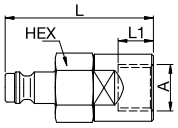


| A | HEX | L | L1 | Cap color | References POM | References CHEM |
|---|---|---|---|---|---|---|
| G1/4 | 17 | 42 | 10 | Standard | 21SBIW13DPX | 21SBIW13FVX |
| G1/4 | 17 | 42 | 10 | Blue | 21SBIW13DPXB | 21SBIW13FVXB |
| G1/4 | 17 | 42 | 10 | Red | 21SBIW13DPXR | 21SBIW13FVXR |

## 21SBKO

**Plug with valve, with Plastic Hose Connection**

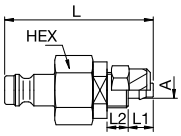


| A | HEX | L | L1 | L2 | Cap color | References POM | References CHEM |
|---|---|---|---|---|---|---|---|
| 4 x 6 | 17 | 42 | 7 | 6 | Standard | 21SBKO06DPX | 21SBKO06FVX |
| 6 x 8 | 17 | 42 | 7 | 6 | Standard | 21SBKO08DPX | 21SBKO08FVX |

## 21SBKS

**Plug with Valve, Panel mount with Plastic Hose Connection**

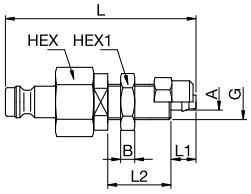


| A | HEX | HEX1 | L | L1 | L2 | B | G | Cap color | References POM |
|---|---|---|---|---|---|---|---|---|---|
| 4 x 6 | 17 | 14 | 54 | 7 | 18 | 4 | M10x1 | Standard | 21SBKS06DPX |

## 21SBTF

**Plug with valve, Hose Barb**

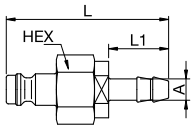


| A | HEX | L | L1 | Cap color | References POM | References CHEM |
|---|---|---|---|---|---|---|
| 4 | 17 | 46 | 17 | Standard | | 21SBTF04FVX |
| 6 | 17 | 46 | 17 | Standard | 21SBTF06DPX | 21SBTF06FVX |
| 6 | 17 | 46 | 17 | Blue | | 21SBTF06FVXB |
| 6 | 17 | 46 | 17 | Red | | 21SBTF06FVXR |

## 21SBTS

**Plug with Valve, Panel mount, Hose Barb**

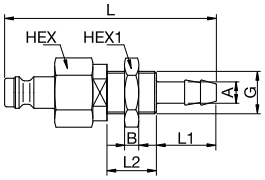


| A | HEX | HEX1 | L | L1 | L2 | B | G | Cap color | References CHEM |
|---|---|---|---|---|---|---|---|---|---|
| 4 | 17 | 14 | 60 | 7 | 14 | 4 | M10x1 | Standard | 21SBTS04FVX |

## 21SFAW

**Plug without valve, Male Thread**

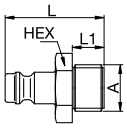


| A | HEX | L | L1 | Cap color | References POM | References CHEM |
|---|---|---|---|---|---|---|
| G1/8 | 14 | 25 | 7 | Standard | | 21SFAW10FXX |
| G1/8 | 17 | 36 | 7 | Red | 21SFAW10DPXR | |
| G1/4 | 17 | 28 | 9 | Standard | | 21SFAW13FXX |
| G1/4 | 17 | 38 | 7 | Red | 21SFAW13DPXR | 21SFAW13FVXR |

## 21SFIW

**Plug without valve, Male Thread**



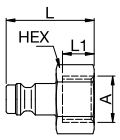


| A | HEX | L | L1 | Cap color | References POM | References CHEM |
|---|---|---|---|---|---|---|
| G1/8 | 14 | 24 | 8 | Standard | | 21SFIW10FXX |
| G1/8 | 17 | 36 | 7 | Blue | 21SFIW10DPXB | 21SFIW10FVXB |
| G1/8 | 17 | 36 | 7 | Red | 21SFIW10DPXR | 21SFIW10FVXR |
| G1/4 | 17 | 25 | 9 | Standard | 21SFIW13DXX | |
| G1/4 | 17 | 25 | 9 | Blue | 21SFIW13DXXB | 21SFIW13FXXB |
| G1/4 | 17 | 25 | 9 | Red | 21SFIW13DXXR | |

## 21SFTF

**Plug without valve, Hose Barb**



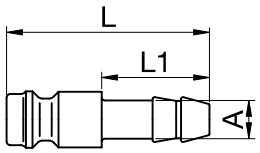


| A | L | L1 | Cap color | References POM | References CHEM |
|---|---|---|---|---|---|
| 4 | 32 | 17 | Standard | 21SFTF04DXX | 21SFTF04FXX |
| 6 | 32 | 17 | Standard | 21SFTF06DXX | 21SFTF06FXX |

## 48KBAW

**Coupler with valve, Male Thread**



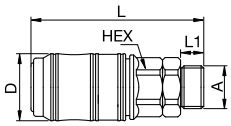


| A | HEX | L | L1 | D | Cap color | References POM | References CHEM | References CHEM + |
|---|---|---|---|---|---|---|---|---|
| G1/4 | 21 | 70.5 | 9 | 26 | Standard | 48KBAW13DPX | 48KBAW13FVX | |
| G1/4 | 21 | 70.5 | 9 | 26 | Blue | 48KBAW13DPXB | | |
| G3/8 | 21 | 67 | 9 | 26 | Standard | 48KBAW17DPX | 48KBAW17FVX | |
| G1/2 | 21 | 73.5 | 12 | 26 | Standard | 48KBAW21DPX | 48KBAW21FVX | 48KBAW21FVP |

## 48KBIW

**Coupler with valve, Female Thread**



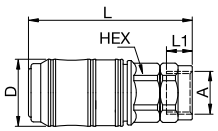


| A | HEX | L | L1 | D | Cap color | References POM | References CHEM | References CHEM + |
|---|---|---|---|---|---|---|---|---|
| G1/4 | 21 | 63.5 | 10 | 26 | Standard | 48KBIW13DPX | 48KBIW13FVX | 48KBIW13FVP |
| G1/4 | 21 | 63.5 | 10 | 26 | Red | 48KBIW13DPXR | | |
| G1/4 | 21 | 63.5 | 10 | 26 | Blue | 48KBIW13DPXB | | |
| G3/8 | 21 | 63.5 | 13 | 26 | Standard | 48KBIW17DPX | 48KBIW17FVX | 48KBIW17FVP |
| G3/8 | 21 | 63.5 | 13 | 26 | Red | 48KBIW17DPXR | | |
| G3/8 | 21 | 63.5 | 13 | 26 | Blue | 48KBIW17DPXB | | |
| G1/2 | 21 | 74.5 | 13 | 26 | Standard | 48KBIW21DPX | 48KBIW21FVX | 48KBIW21FVP |
| G1/2 | 21 | 74.5 | 13 | 26 | Red | | 48KBIW21FVXR | |
| G1/2 | 21 | 74.5 | 13 | 26 | Blue | | 48KBIW21FVXB | |

## 48KBTF

**Coupler with valve, Hose Barb**



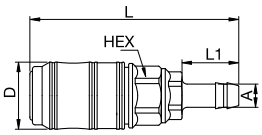


| A | HEX | L | L1 | D | Cap color | References POM | References CHEM | References CHEM + |
|---|---|---|---|---|---|---|---|---|
| 4 | 21 | 74 | 71 | 26 | Standard | | | 48KBTF04FVP |
| 6 | 21 | 81 | 22 | 26 | Standard | 48KBTF06DPX | | 48KBTF06FVP |
| 9 | 21 | 81 | 22 | 26 | Standard | 48KBTF09DPX | 48KBTF09FVX | 48KBTF09FVP |
| 13 | 21 | 84 | 25 | 26 | Standard | 48KBTF13DPX | 48KBTF13FVX | |

## 48KFIW

**Coupler without valve, Female Thread**



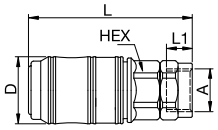


| A | HEX | L | L1 | D | Cap color | References POM | References CHEM |
|---|---|---|---|---|---|---|---|
| G3/8 | 21 | 63.5 | 13 | 26 | Standard | 48KFIW17DPX | 48KFIW17FVX |

## 48KFTF

**Coupler without valve, Hose Barb**



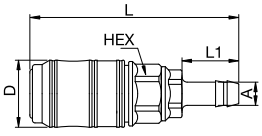


| A | HEX | L | L1 | D | Cap color | References CHEM + |
|---|---|---|---|---|---|---|
| 4 | 21 | 74 | 71 | 26 | Standard | 48KFTF04FVP |
| 6 | 21 | 81 | 22 | 26 | Standard | 48KFTF06FVP |
| 9 | 21 | 81 | 22 | 26 | Standard | 48KFTF09FVP |

## 48SBAW

**Plug with valve, Male Thread**



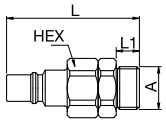


| A | HEX | L | L1 | Cap color | References POM | References CHEM | References CHEM + |
|---|---|---|---|---|---|---|---|
| G1/4 | 21 | 55 | 9 | Standard | 48SBAW13DPX | 48SBAW13FVX | 48SBAW13FVP |
| G1/4 | 21 | 55 | 9 | Red | 48SBAW13DPXR | | |
| G3/8 | 21 | 51.5 | 9 | Standard | 48SBAW17DPX | 48SBAW17FVX | 48SBAW17FVP |
| G3/8 | 21 | 51.5 | 9 | Red | | | 48SBAW17FVPR |
| G1/2 | 21 | 58 | 12 | Standard | 48SBAW21DPX | 48SBAW21FVX | 48SBAW21FVP |
| G1/2 | 21 | 58 | 12 | Red | | 48SBAW21FVXR | |

## 48SBIW

**Plug with valve, Female Thread**



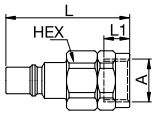


| A | HEX | L | L1 | Cap color | References POM | References CHEM | References CHEM + |
|---|---|---|---|---|---|---|---|
| G1/4 | 21 | 48 | 10 | Standard | 48SBIW13DPX | 48SBIW13FVX | |
| G1/4 | 21 | 48 | 10 | Red | 48SBIW13DPXR | | |
| G1/4 | 21 | 48 | 10 | Blue | 48SBIW13DPXB | | |
| G3/8 | 21 | 48 | 10 | Standard | 48SBIW17DPX | 48SBIW17FVX | 48SBIW17FVP |
| G3/8 | 21 | 48 | 10 | Red | 48SBIW17DPXR | | |
| G3/8 | 21 | 48 | 10 | Blue | 48SBIW17DPXB | | |
| G1/2 | 21 | 59 | 13 | Standard | 48SBIW21DPX | 48SBIW21FVX | 48SBIW21FVP |

## 48SBTF

**Plug with valve, Hose Barb**



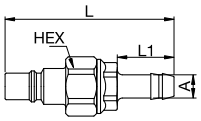


| A | HEX | L | L1 | Cap color | References POM | References CHEM | References CHEM + |
|---|---|---|---|---|---|---|---|
| 6 | 21 | 65.5 | 22 | Standard | 48SBTF06DPX | 48SBTF06FVX | |
| 9 | 21 | 65.5 | 22 | Standard | 48SBTF09DPX | 48SBTF09FVX | |
| 9 | 21 | 65.5 | 22 | Blue | | 48SBTF09FVXB | |
| 13 | 21 | 68.5 | 25 | Standard | 48SBTF13DPX | 48SBTF13FVX | 48SBTF13FVP |

## 48SFAW

**Plug without valve, Male Thread**



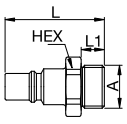


| A | HEX | L | L1 | Cap color | References POM | References CHEM |
|---|---|---|---|---|---|---|
| G1/4 | 17 | 38.5 | 9 | Standard | 48SFAW13DXX | |
| G3/8 | 21 | 38.5 | 9 | Standard | 48SFAW17DXX | 48SFAW17FXX |

## 48SFIW

**Plug without valve, Female Thread**



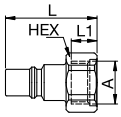


| A | HEX | L | L1 | Cap color | References POM | References CHEM |
|---|---|---|---|---|---|---|
| G1/4 | 21 | 48 | 10 | Red ● | 48SFIW13DPXR | 48SFIW13FVXR |
| G3/8 | 21 | 35.5 | 10 | Standard | 48SFIW17DXX | 48SFIW17FXX |
| G3/8 | 21 | 35.5 | 10 | Red ● | 48SFIW17DXXR | 48SFIW17FXXR |
| G1/2 | 24 | 41.5 | 12 | Standard | 48SFIW21DXX | |

## 48SFTF

**Plug without valve, Hose Barb**



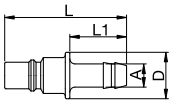


| A | L | L1 | D | Cap color | References POM | References CHEM |
|---|---|---|---|---|---|---|
| 6 | 47 | 22 | 18 | Standard | | 48SFTF06FXX |
| 9 | 47 | 22 | 18 | Standard | 48SFTF09DXX | 48SFTF09FXX |
| 13 | 50 | 25 | 18 | Standard | 48SFTF13DXX | |

## 70KBIW

**Coupler with valve, Female Thread**

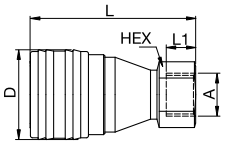


| A | HEX | L | L1 | D | References POM |
|---|---|---|---|---|---|
| G1/4 | 19 | 57.5 | 10 | 29 | 72KBIW13DPX |
| G3/8 | 22 | 64 | 11.5 | 35 | 73KBIW17DPX |
| G1/2 | 27 | 76 | 16 | 44.5 | 74KBIW21DPX |
| G3/4 | 34 | 96 | 24 | 55 | 75KBIW26DPX |
| G1 | 41 | 105.5 | 24 | 62 | 76KBIW33DPX |

## 70SBIW

**Plug with valve, Female Thread**

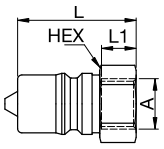


| A | HEX | L | L1 | References POM |
|---|---|---|---|---|
| G1/4 | 19 | 35 | 10 | 72SBIW13DPX |
| G3/8 | 22 | 39 | 11.5 | 73SBIW17DPX |
| G1/2 | 27 | 48 | 16 | 74SBIW21DPX |
| G3/4 | 36 | 60 | 24 | 75SBIW26DPX |
| G1 | 41 | 56 | 24 | 76SBIW33DPX |

# FLAT FACE COUPLERS



Flat Face (or anti-pollution) couplers have no retention area between the coupler and the plug. This design prevents dripping when disconnected, making it ideal for aggressive fluids and clean environments such as cooling applications.

## Technical specifications

**Fluids:** industrial water with or without glycol

**Operating pressure:** up to 15 bar (8 bar series 21)

**Operating temperature:**
-20°C to +100°C (NBR),
-40°C to +150°C (EPDM),
-15°C to +200°C (FKM)

**Functions:** KL

**Regulations:** RoHS, REACh

| Nominal diameter (mm) | Profile | Flow rate (NL/min)* | Series coupler | Plugs series |
|---|---|---|---|---|
| 4 | Rectus | 4.5 | 204 | 204 |
| 5 | EURO | 2.7 | 21 | 21 |
| 6 | Rectus | 8.9 | 206 | 206 |
| 7.8 | EURO | 7.1 | 25 | 25 |
| 9 | Rectus | 27 | 209 | 209 |

** Inlet pressure at 6 bar, pressure drop of 0.5 bar.*

Performance depends on the fluids, materials and tube used.

## Components materials

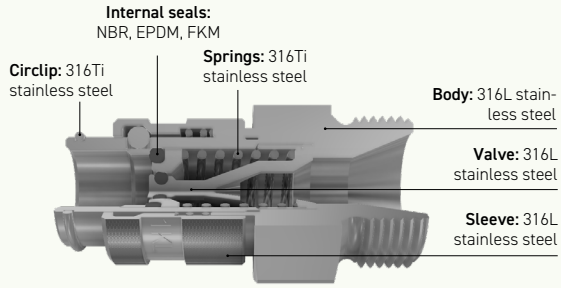


## Recommended applications



*Watertight connection in the cooling circuits of laser cutting machines*

## Benefits

- **Flat-face design at the coupler/plug junction:**
  - Elimination of dripping during disconnection, ensuring safety and cleanliness in sensitive environments.
  - No air pockets at the connection, preserving the quality of the fluid and ensuring its integrity.

## VERSION **FLAT FACE CARTRIDGE**

| Nominal diameter (mm) | Profile | Flow rate (NL/min)* | Series coupler | Plugs series |
|---|---|---|---|---|
| 3 | Rectus | 1.2 | 203 | 203 |
| 4 | Rectus | 4.5 | 204 | 204 |
| 6 | Rectus | 8.9 | 206 | 206 |
| 9 | Rectus | 27 | 209 | 209 |

** Inlet pressure at 6 bar, pressure drop of 0.5 bar.*

Performance depends on the fluids, materials and tube used.

## Components materials

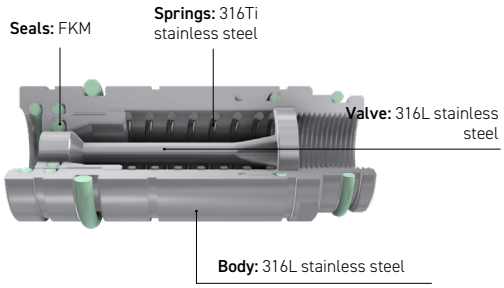


## Benefits

- **Compatible with plate or modular press mounting,** optimising the available space.
- **Allows different diameters to be combined** within the same assembly, for greater flexibility in machine design.

## Technical specifications for plate and housing assemblies

### Block assembly

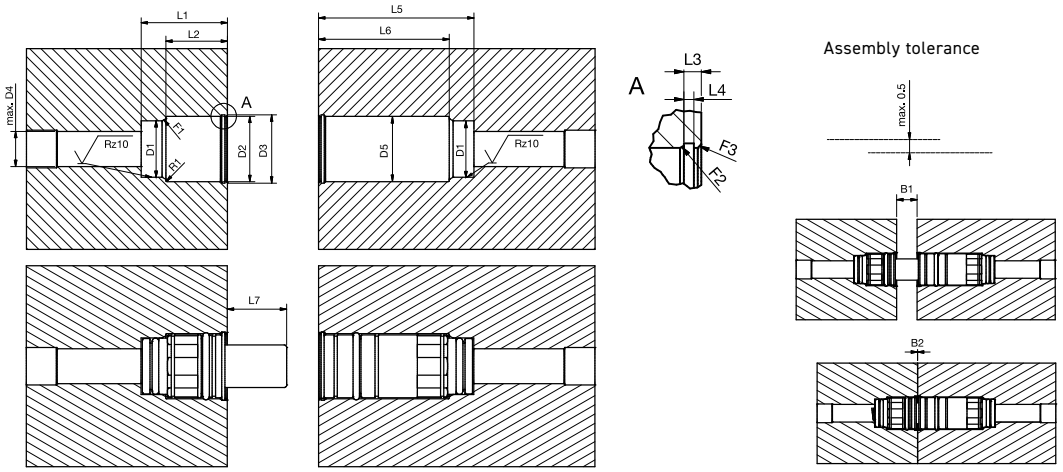


| DN mm | L1 mm | L2 mm | L3 mm | L4 mm | L5 mm | L6 mm | L7 mm | D1 mm | D2 mm | D3 mm | D4 max. mm | D5 mm | R1 max. mm | F1 | F2 | F3 | B1 | B2 |
|---|---|---|---|---|---|---|---|---|---|---|---|---|---|---|---|---|---|---|
| 3 | 20.10 | 15.00 | 2.10 | 1.10 | 23.60 | 18.50 | 8.75 | 10.00 | 12.00 | 12.50 | 8.00 | 12.00 | 0.50 | 0.8x30° | – | 0.5x45° | 5.00 | 0 |
| 4 | 29.00 | 22.50 | 2.10 | 1.10 | 37.80 | 31.35 | 13.00 | 14.00 | 17.00 | 17.80 | 10.00 | 17.00 | 0.50 | 1.2x30° | 0.5x30° | 0.5x45° | 8.65 | 0 |
| 6 | 34.25 | 26.65 | 2.10 | 1.10 | 55.80 | 48.20 | 17.00 | 18.50 | 22.00 | 23.00 | 12.00 | 22.00 | 0.50 | 1.3x30° | 0.5x30° | 0.5x45° | 11.40 | 0 |
| 9 | 33.80 | 24.30 | 2.30 | 1.30 | 61.30 | 51.80 | 23.60 | 22.50 | 26.00 | 27.20 | 14.00 | 26.00 | 0.50 | 1.5x30° | 0.5x30° | 0.5x45° | 16.30 | 0 |
| 12 | 44.00 | 34.40 | 2.30 | 1.30 | 73.20 | 63.60 | 25.80 | 28.00 | 31.00 | 32.70 | 16.00 | 33.00 | 0.50 | 1.5x30° | 0.8x30° | 0.5x45° | 15.80 | 0 |
| 19 | 53.15 | 41.50 | 3.15 | 1.85 | 80.20 | 68.50 | 29.25 | 33.00 | 42.00 | 44.50 | 23.00 | 45.00 | 1.50 | 1.5x30° | 1.0x30° | 0.8x45° | 20.30 | 0 |

### Plate assembly

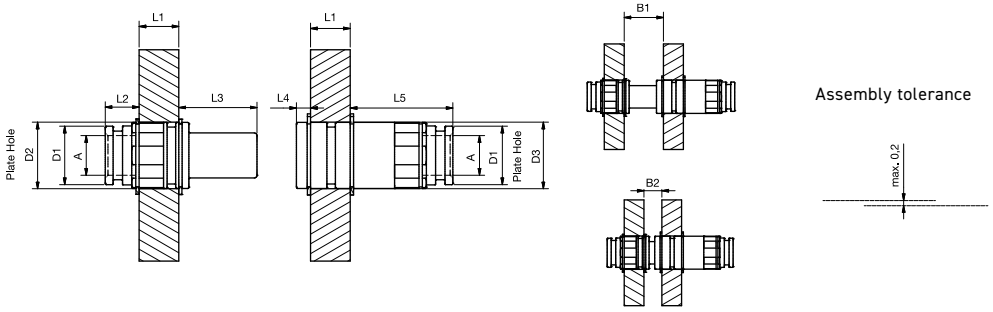


| DN mm | L1 mm | L2 mm | L3 mm | L4 mm | L5 mm | D1 mm | D2 mm | D3 mm | Connection A | B1 | B2 |
|---|---|---|---|---|---|---|---|---|---|---|---|
| 3 | 5.00 | 11.00 | 12.75 | 5.50 | 11.00 | 9.80 | 11.2 | 11.2 | G 1/16 | 16.70 | 11.70 |
| 4 | 15.00 | 9.80 | 17.20 | 5.50 | 15.35 | 13.80 | 16.2 | 16.2 | G 1/8 | 20.50 | 12.70 |
| 6 | 15.00 | 13.15 | 23.00 | 5.50 | 33.20 | 18.30 | 21.2 | 21.2 | G 1/4 | 25.00 | 13.50 |
| 9 | 15.00 | 12.80 | 29.60 | 5.30 | 38.80 | 22.30 | 25.2 | 25.2 | G 3/8 | 29.80 | 13.50 |
| 12 | 15.00 | 22.90 | 31.80 | 5.30 | 50.60 | 27.80 | 30.2 | 32.2 | G 1/2 | 29.40 | 12.30 |
| 19 | 15.00 | 32.00 | 35.40 | 4.40 | 57.60 | 32.80 | 41.2 | 44.2 | G 3/4 | 33.85 | 12.30 |

## SELECTION GUIDE

### Reminder of the part number identification

e.g. 21KLIW13**EEX**

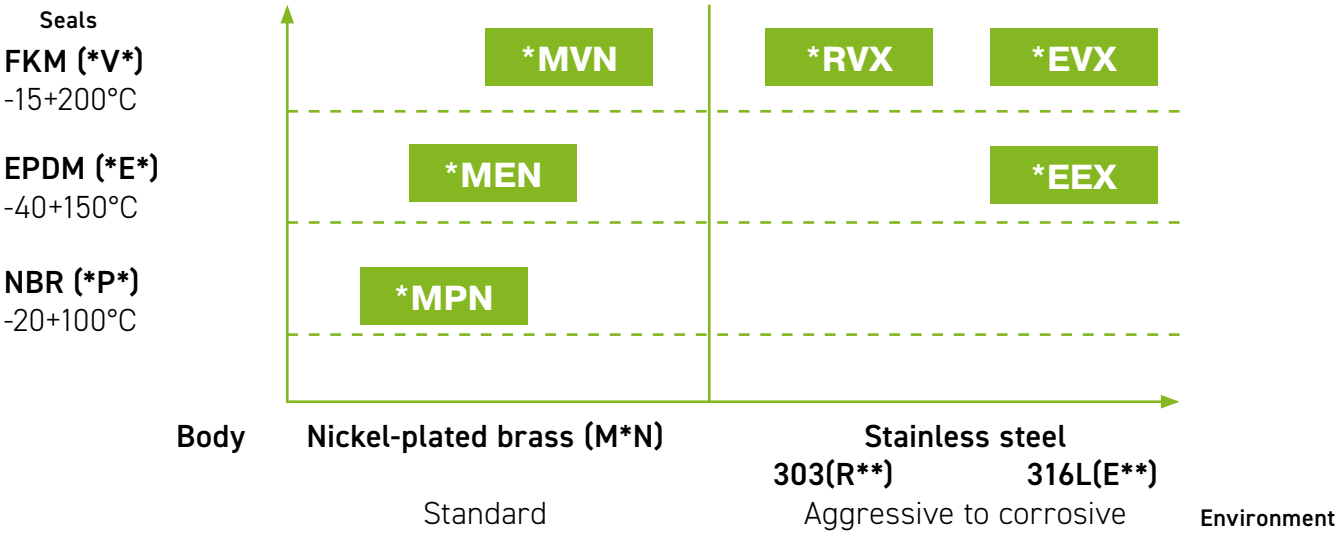


### 204KLAW

**Coupler with valve, Male Thread**

*Nickel-plated brass or stainless steel, EPDM, FKM*



Scan for more dimensions

| DN | A | References |
|---|---|---|
| 4 | G1/8 | 204KLAW10MEN |
| | G1/8 | 204KLAW10EEX |
| | G1/8 | 204KLAW10EVX |
| | G1/4 | 204KLAW13MEN |
| | G1/4 | 204KLAW13EVX |

### 204KLIW

**Coupler with valve, Female Thread**

*Nickel-plated brass or stainless steel, EPDM, FKM*



Scan for more dimensions

| DN | A | References |
|---|---|---|
| 4 | G1/8 | 204KLIW10MEN |
| | G1/8 | 204KLIW10MVN |
| | G1/8 | 204KLIW10EVX |
| | G1/4 | 204KLIW13MEN |
| | G1/4 | 204KLIW13EVX |

### 204SLAW

**Plug with valve, Male Thread**

*Nickel-plated brass or stainless steel, EPDM, FKM*



Scan for more dimensions

| DN | A | References |
|---|---|---|
| 4 | G1/8 | 204SLAW10MEN |
| | G1/8 | 204SLAW10EEX |
| | G1/8 | 204SLAW10EVX |
| | G1/4 | 204SLAW13MEN |
| | G1/4 | 204SLAW13EVX |

### 204SLIW

**Plug with valve, Female Thread**

*Nickel-plated brass or stainless steel, EPDM, FKM*



Scan for more dimensions

| DN | A | References |
|---|---|---|
| 4 | G1/8 | 204SLIW10MEN |
| | G1/8 | 204SLIW10MVN |
| | G1/8 | 204SLIW10EEX |
| | G1/8 | 204SLIW10EVX |
| | G1/4 | 204SLIW13MEN |
| | G1/4 | 204SLIW13EVX |

## 21KLAW

### Coupler with valve, Male Thread

*Nickel-plated brass or stainless steel, NBR, EPDM, FKM*



*Scan for more dimensions*

| A | References |
|---|---|
| G1/8 | 21KLAW10MPN |
| G1/4 | 21KLAW13MPN |
| | 21KLAW13RVX |
| G3/8 | 21KLAW17MPN |
| | 21KLAW17MEN |
| | 21KLAW17MVN |
| | 21KLAW17RVX |
| | 21KLAW17EVX |

## 21KLIW

### Coupler with valve, Female Thread

*Nickel-plated brass or stainless steel, NBR, EPDM, FKM*



*Scan for more dimensions*

| A | References |
|---|---|
| G1/8 | 21KLIW10MPN |
| | 21KLIW10MEN |
| | 21KLIW10MVN |
| | 21KLIW10RVX |
| | 21KLIW10EEX |
| | 21KLIW10EVX |
| G1/4 | 21KLIW13MPN |
| | 21KLIW13RVX |
| | 21KLIW13EEX |
| | 21KLIW13EVX |
| G3/8 | 21KLIW17MPN |
| | 21KLIW17EVX |

## 21KLKO

### Coupler with valve, with Plastic Hose Connection

*Nickel-plated brass or stainless steel, NBR, EPDM, FKM*



*Scan for more dimensions*

| A | References |
|---|---|
| 4 x 6 | 21KLKO06MPN |
| | 21KLKO06MEN |
| | 21KLKO06RVX |
| | 21KLKO06EVX |
| 6 x 8 | 21KLKO08MPN |
| | 21KLKO08MVN |
| | 21KLKO08RVX |
| | 21KLKO08EEX |
| | 21KLKO08EVX |

## 21KLKS

### Coupler with valve, with Plastic Hose Connection

*Nickel-plated brass or stainless steel, NBR, EPDM, FKM*



*Scan for more dimensions*

| A | References |
|---|---|
| 4 x 6 | 21KLKS06MPN |
| | 21KLKS06MEN |
| | 21KLKS06EVX |
| 6 x 8 | 21KLKS08RVX |

## 21KLTF

### Coupler with valve, Hose Barb

*Nickel-plated brass or stainless steel, NBR, EPDM, FKM*



*Scan for more dimensions*

| A | References |
|---|---|
| 4 | 21KLTF04MVN |
| 6 | 21KLTF06MPN |
| | 21KLTF06MEN |
| | 21KLTF06RVX |
| | 21KLTF06EVX |
| 8 | 21KLTF08MVN |
| | 21KLTF08EVX |
| 9 | 21KLTF09MPN |
| 10 | 21KLTF10EVX |

## 21KLTS

### Coupler with valve, Panel Mount with Hose Barb

*Nickel-plated brass, NBR, EPDM*



*Scan for more dimensions*

| A | References |
|---|---|
| 4 | 21KLTS04MPN |
| | 21KLTS04MEN |
| 5 | 21KLTS05MPN |
| 6 | 21KLTS06MPN |
| | 21KLTS06MEN |

## 21KLKK

### Coupler with valve, with Plastic Hose Connection with Spring Guard

*Nickel-plated brass or stainless steel, NBR, EPDM, FKM*



*Scan for more dimensions*

| A | References |
|---|---|
| 6 x 8 | 21KLKK08RVX |

## 21SLAK
**Plug with valve, Male Thread**

*Nickel-plated brass, EPDM*



*Scan for more dimensions*

| A | References |
|---|---|
| R1/4 | 21SLAK13MEN |

## 21SLAN
**Plug with valve, Male Thread**

*Stainless steel, FKM*



*Scan for more dimensions*

| A | References |
|---|---|
| 1/4" | 21SLAN13RVX |
| | 21SLAN13EVX |

## 21SLAO
**Plug with valve, Male Thread**

*Nickel-plated brass, EPDM*



*Scan for more dimensions*

| A | References |
|---|---|
| G1/8 | 21SLAO10MEN |

## 21SLAW
**Plug with valve, Male Thread**

*Nickel-plated brass or stainless steel, NBR, EPDM, FKM*



*Scan for more dimensions*

| A | References |
|---|---|
| G1/8 | 21SLAW10MPN |
| | 21SLAW10MEN |
| | 21SLAW10MVN |
| | 21SLAW10EEX |
| | 21SLAW10EVX |
| | 21SLAW10RVX |
| G1/4 | 21SLAW13MPN |
| | 21SLAW13MEN |
| | 21SLAW13EVX |
| | 21SLAW13RVX |
| G3/8 | 21SLAW17MPN |
| | 21SLAW17EVX |

## 21SLIW
**Plug with valve, Female Thread**

*Nickel-plated brass or stainless steel, NBR, EPDM, FKM*



*Scan for more dimensions*

| A | References |
|---|---|
| G1/8 | 21SLIW10MPN |
| | 21SLIW10MEN |
| | 21SLIW10RVX |
| | 21SLIW10EVX |
| G1/4 | 21SLIW13MPN |
| | 21SLIW13MEN |
| G3/8 | 21SLIW17EVX |

## 21SLKK
**Plug with valve, Plastic Hose Connection with Spring Guard**

*Nickel-plated brass, NBR*



*Scan for more dimensions*

| A | References |
|---|---|
| 6 x 8 | 21SLKK08MPN |

## 21SLKO
**Plug with valve, with Plastic Hose Connection**

*Nickel-plated brass or stainless steel, NBR, FKM*



*Scan for more dimensions*

| A | References |
|---|---|
| 4 x 6 | 21SLKO06MPN |
| | 21SLKO06RVX |
| | 21SLKO06EVX |
| 6 x 8 | 21SLKO08MPN |
| | 21SLKO08RVX |
| | 21SLKO08EVX |

## 21SLKS
**Plug with valve, Panel Mount with Plastic Hose Connection**

*Nickel-plated brass or stainless steel, NBR, FKM*



*Scan for more dimensions*

| A | References |
|---|---|
| 4 x 6 | 21SLKS06MPN |
| | 21SLKS06RVX |
| 6 x 8 | 21SLKS08MPN |
| | 21SLKS08RVX |

## 21SLTF
**Plug with valve, Hose Barb**

*Nickel-plated brass or stainless steel, NBR, FKM*



*Scan for more dimensions*

| A | References |
|---|---|
| 6 | 21SLTF06MPN |
| | 21SLTF06MVN |
| | 21SLTF06RVN |
| | 21SLTF06EVX |
| 8 | 21SLTF08RVX |
| 9 | 21SLTF09MPN |
| | 21SLTF09EVX |
| 10 | 21SLTF10MPN |

## 21SLTS
**Plug with valve, Panel Mount with Hose Barb**

*Nickel-plated brass, NBR*



*Scan for more dimensions*

| A | References |
|---|---|
| 5 | 21SLTS05MPN |
| 6 | 21SLTS06MPN |

## 206KLAW

### Coupler with valve, Male Thread

*Nickel-plated brass or stainless steel, NBR, EPDM, FKM*



*Scan for more dimensions*

| DN | A | References |
|---|---|---|
| 6 | G3/8 | 206KLAW17MPN |
| | G3/8 | 206KLAW17MEN |
| | G3/8 | 206KLAW17EEX |
| | G3/8 | 206KLAW17EVX |
| | G1/2 | 206KLAW21MPN |
| | G1/2 | 206KLAW21EVX |

## 206KLIW

### Coupler with valve, Female Thread

*Nickel-plated brass or stainless steel, NBR, EPDM, FKM*



*Scan for more dimensions*

| DN | A | References |
|---|---|---|
| 6 | G3/8 | 206KLIW17MPN |
| | G3/8 | 206KLIW17MEN |
| | G3/8 | 206KLIW17MVN |
| | G3/8 | 206KLIW17EEX |
| | G3/8 | 206KLIW17EVX |
| | G1/2 | 206KLIW21MPN |
| | G1/2 | 206KLIW21EVX |

## 206SLAW

### Plug with valve, Male Thread

*Nickel-plated brass or stainless steel, NBR, EPDM, FKM*



*Scan for more dimensions*

| DN | A | References |
|---|---|---|
| 6 | G3/8 | 206SLAW17MPN |
| | G3/8 | 206SLAW17MEN |
| | G3/8 | 206SLAW17MVN |
| | G3/8 | 206SLAW17EEX |
| | G3/8 | 206SLAW17EVX |
| | G1/2 | 206SLAW21MPN |
| | G1/2 | 206SLAW21EEX |
| | G1/2 | 206SLAW21EVX |

## 206SLIW

### Plug with valve, Female Thread

*Nickel-plated brass or stainless steel, NBR, EPDM, FKM*



*Scan for more dimensions*

| DN | A | References |
|---|---|---|
| 6 | G3/8 | 206SLIW17MPN |
| | G3/8 | 206SLIW17MEN |
| | G3/8 | 206SLIW17EVX |
| | G1/2 | 206SLIW21MPN |
| | G1/2 | 206SLIW21EVX |

## 25KLAK
**Coupler with valve, Male Thread**

*Nickel-plated brass, NBR, EPDM*



*Scan for more dimensions*

| A | References |
|---|---|
| R1/4 | 25KLAK13MPN |
| | 25KLAK13MEN |
| | 25KLAK13MVN |
| R3/8 | 25KLAK17MPN |

## 25KLAW
**Coupler with valve, Male Thread**

*Stainless steel, FKM*



*Scan for more dimensions*

| A | References |
|---|---|
| G1/4 | 25KLAW13RVX |
| | 25KLAW13EVX |
| G3/8 | 25KLAW17RVX |
| | 25KLAW17EVX |
| G1/2 | 25KLAW21RVX |
| | 25KLAW21EVX |

## 25KLIW
**Coupler with valve, Female Thread**

*Nickel-plated brass or stainless steel, NBR, FKM*



*Scan for more dimensions*

| A | References |
|---|---|
| G1/4 | 25KLIW13MPN |
| | 25KLIW13RVX |
| | 25KLIW13EVX |
| G3/8 | 25KLIW17MPN |
| | 25KLIW17RVX |
| | 25KLIW17EVX |
| G1/2 | 25KLIW21MPN |
| | 25KLIW21BVN |
| | 25KLIW21RVX |
| | 25KLIW21EVX |

## 25KLKO
**Coupler with valve, with Plastic Hose Connection**

*Nickel-plated brass, EPDM*



*Scan for more dimensions*

| A | References |
|---|---|
| 6 x 8 | 25KLKO08MEN |

## 25KLTF
**Coupler with valve, Hose Barb**

*Nickel-plated brass or stainless steel, NBR, EPDM, FKM*



*Scan for more dimensions*

| A | References |
|---|---|
| 6 | 25KLTF06MPN |
| 8 | 25KLTF08BPN |
| | 25KLTF08RVX |
| 9 | 25KLTF09MPN |
| | 25KLTF09RVX |
| | 25KLTF09EVX |
| 10 | 25KLTF10MPN |
| 13 | 25KLTF13MPN |
| | 25KLTF13MEN |
| | 25KLTF13RVX |
| | 25KLTF13EVX |

## 25SLAK
**Plug with valve, Male Thread**

*Nickel-plated brass, EPDM*



*Scan for more dimensions*

| A | References |
|---|---|
| R1/4 | 25SLAK13MEN |

## 25SLAW
**Plug with valve, Male Thread**

*Nickel-plated brass or stainless steel, NBR, EPDM, FKM*



*Scan for more dimensions*

| A | References |
|---|---|
| G1/4 | 25SLAW13MPN |
| | 25SLAW13MVN |
| | 25SLAW13RVX |
| | 25SLAW13EVX |
| G3/8 | 25SLAW17MPN |
| | 25SLAW17MEN |
| | 25SLAW17RVX |
| | 25SLAW17EVX |
| G1/2 | 25SLAW21MPN |
| | 25SLAW21RVX |
| | 25SLAW21EVX |

## 25SLIW
**Plug with valve, Female Thread**

*Nickel-plated brass or stainless steel, NBR, EPDM, FKM*



*Scan for more dimensions*

| A | References |
|---|---|
| G1/4 | 25SLIW13MPN |
| | 25SLIW13RVX |
| | 25SLIW13EVX |
| G3/8 | 25SLIW17MPN |
| | 25SLIW17RVX |
| | 25SLIW17EVX |
| G1/2 | 25SLIW21MVN |
| | 25SLIW21REX |
| | 25SLIW21RVX |
| | 25SLIW21EVX |

## 25SLTF
**Plug with valve, Hose Barb**

*Nickel-plated brass or stainless steel, NBR, FKM*



*Scan for more dimensions*

| A | References |
|---|---|
| 8 | 25SLTF08RVX |
| 9 | 25SLTF09RVX |
| 10 | 25SLTF10MPN |
| 13 | 25SLTF13EVX |

## 209KLIW

### Coupler with valve, Female Thread

*Nickel-plated brass or stainless steel, NBR, EPDM, FKM*



*Scan for more dimensions*

| DN | A | References |
|---|---|---|
| 9 | G1/2 | 209KLIW21MPN |
| | G1/2 | 209KLIW21MEN |
| | G1/2 | 209KLIW21EEX |
| | G1/2 | 209KLIW21EVX |
| | G3/4 | 209KLIW26MPN |
| | G3/4 | 209KLIW26MEN |
| | G3/4 | 209KLIW26EVX |

## 209SLIW

### Plug with valve, Female Thread

*Nickel-plated brass or stainless steel, NBR, EPDM, FKM*



*Scan for more dimensions*

| DN | A | References |
|---|---|---|
| 9 | G1/2 | 209SLIW21MPN |
| | G1/2 | 209SLIW21MEN |
| | G1/2 | 209SLIW21EEX |
| | G1/2 | 209SLIW21EVX |
| | G3/4 | 209SLIW26MPN |
| | G3/4 | 209SLIW26MEN |
| | G3/4 | 209SLIW26EVX |

## DRY-BREAK-CARTRIDGE COUPLINGS VERSIONS

## 200KLIWEK

### Coupler with valve, Female Thread

*Stainless steel AISI 316 L, FKM*



*Scan for more dimensions*

| DN | A | References |
|---|---|---|
| 3 | G1/16 | 203KLIW08EVXEK |
| 4 | G1/8 | 204KLIW10EVXEK |
| 6 | G1/4 | 206KLIW13EVXEK |
| 9 | G3/8 | 209KLIW17EVXEK |

## 200SLIWEK

### Plug with valve, Female Thread

*Stainless steel AISI 316 L, FKM*



*Scan for more dimensions*

| DN | A | References |
|---|---|---|
| 3 | G1/16 | 203SLIW08EVXEK |
| 4 | G1/8 | 204SLIW10EVXEK |
| 6 | G1/4 | 206SLIW13EVXEK |
| 9 | G3/8 | 209SLIW17EVXEK |

# 05

## HISTORICAL EXPERTISE

For 90 years, Legris valves have been recognised for their quality thanks to the design of their wear compensation seal, which guarantees the product's long-lasting watertightness.

## CONSISTENT QUALITY

Legris valves guarantee performance and reliability thanks to controlled manufacturing processes and rigorous quality controls, ensuring optimal use of your installations.

## A WIDE RANGE OF PRODUCTS AT YOUR FINGERTIPS

Three technologies are available to meet the needs of standard to the most demanding applications and are accessible through our distribution network.



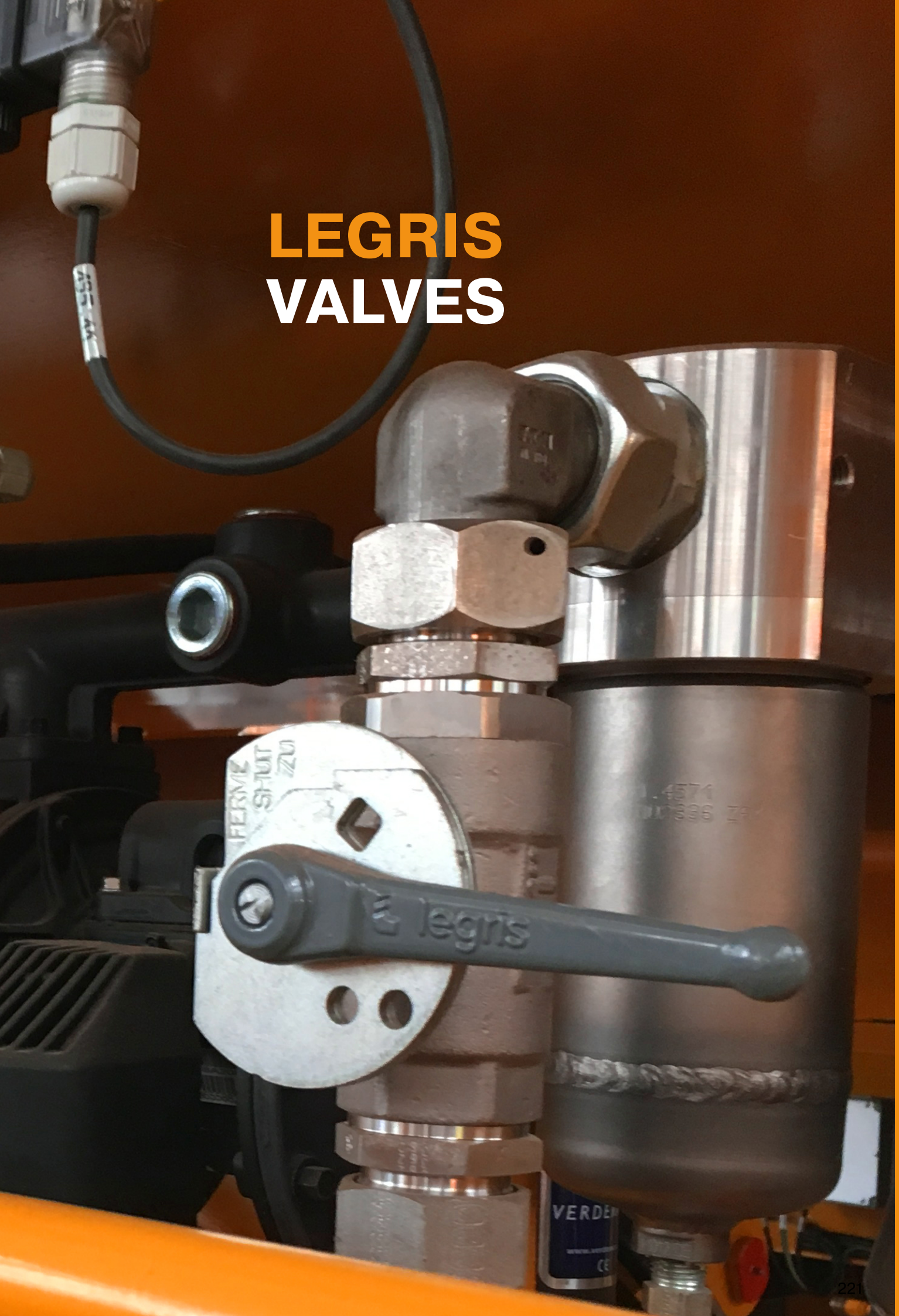


# LEGRIS
# VALVES

# PRODUCTS OFFER

| LEGRIS VALVES | | | Connection | Fluids | Materials (body/seal) | Maximum operating pressure (bar) | Temperature | | PAGE |
|---|---|---|---|---|---|---|---|---|---|
| | | | | | | | Min. | Max. | |
| Ball valves **LONG-HANDLED** | | Valves  | G1/8 to G1 | Compressed air and neutral gases<br>Industrial water and treated water<br>Oils and lubricants | Nickel-plated brass/NBR | 40 | -20°C | +80°C | **226** |
| | | High-temperature valves  | G1/4 to G2<br>G1/4 to G1<br>Rp1/4 to Rp2 | Compressed air<br>Industrial water and treated water | Nickel-plated brass/PTFE or 316L stainless steel/PTFE | 140 | -20°C | +170°C | **232** |
| Ball valves **SHORT HANDLE** | POLYMERS | Mini valves  | G1/8 to G1/2 | Compressed air and neutral gases | Nickel-plated brass/NBR engineering polymer | 10 | -20°C | +80°C | **234** |
| | | LIQUIfit® valves | NPTF1/4 to NPTF3/8 | Industrial water and treated water | Polypropylene/ EPDM | 10 | -10°C | +95°C | **235** |
| | METALLIC | Brass valves  | G1/4 to G3/4 | Compressed air and neutral gases | Raw stamped brass | 12 | -20°C | +80°C | **239** |
| | | Treated brass valves  | G1/4 to G1 | Compressed air and neutral gases, industrial water | Nickel-plated brass, NBR<br>Nickel-plated brass/PTFE | 30 | -20 °C | +90°C | **238** |
| | | Stainless steel valves  | G1/4 to G1/2 | Compressed air and neutral gases<br>Industrial water<br>Oils and lubricants | 303 stainless steel/PTFE | 20 | -20°C | +120°C | **239** |
| Ball valves **SPECIFIC** | | Combustible gas valves (DVGW)  | G1/4 to G2 | Combustible gases | Nickel-plated brass/PTFE and FKM | 40 | -40°C | +170°C | **242** |
| | | Oxygen Valves  | Olive from 10 to 22 mm | Technical gases | Nickel-plated brass/EPDM | 12 | -20°C | +80°C | **244** |
| Needle valves **VALVES** | | Needle valves  | G1/8 to G1/2<br>M10x1 to M16x1.5 | Compressed air<br>Industrial water | Nickel-plated brass or 316L stainless steel/ PTFE | 400 | -20°C | +180°C | **246** |
| Axial **VALVES** | | Axial valves  | Rp3/8 to Rp2 | Compressed air and neutral gases<br>Industrial water<br>Oils and lubricants | Nickel-plated brass/FKM or EPDM | 10 | -20°C | +150°C | **248** |

# HOW TO CHOOSE YOUR LEGRIS VALVE

## What type of fluid do you wish to convey?

Parker offers ranges dedicated to **compressed air and neutral gases**.

Parker presents ranges specifically designed for **water**, including:

- *Industrial water (tap water)*
- *Treated water (deionised, pure and demineralised)*

*All our solutions are compatible with glycol mixtures.*

Parker also has ranges compatible with **technical gases**:

- *Oxygen, breathing air, carbon dioxide, analytical gases, anaesthetic gases and inert gases.*

Parker offers ranges for **oils and lubricants**.

## Do you have any compliance requirements?

- All our products comply with RoHS and REACh standards.
- Our product ranges dedicated to specific markets, such as food, medical or clean rooms, comply with the relevant regulations.
- The range of specific gas valves (DVGW) complies with the DIN EN 331 standard.
- All our processes comply with ISO 9001 and ISO 14001 standards.

For a complete list of our certificates, *please click here.*

## Under what conditions do you use your valve?

Legris valve ranges are designed to withstand a variety of environments.
Below you will find recommended products for conveying air, water and gases according to specific usage constraints.

**Long handle**

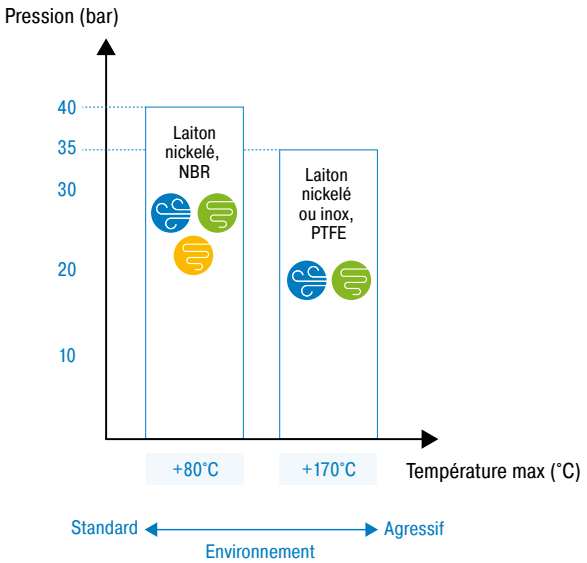


**Short handle**

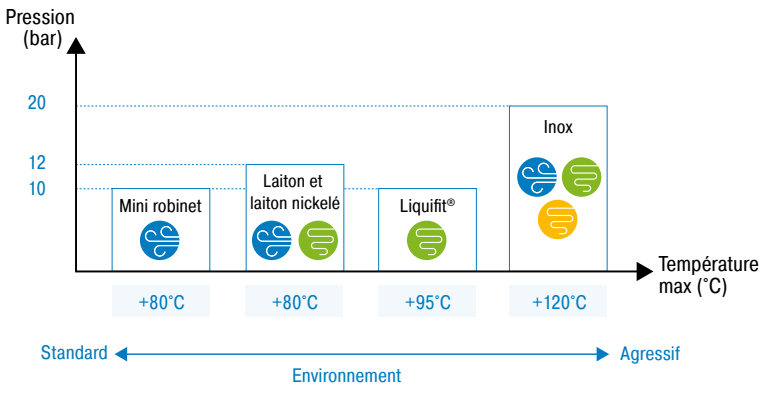

# VALVE TECHNOLOGIES AND THEIR SPECIAL FEATURES

## Ball valve

This valve uses a ball with a hole in it that pivots to open or close the fluid pass, providing a quick and reliable seal.



Valve open position



Valve closed position

Legris valves are equipped with **wear compensation seals on the cap** to ensure a long-lasting seal.



The nitrile seals, assembled under tension, exert constant pressure on the wear compensation o-rings to ensure a tight seal.

Seals can always be dismantled and reassembled using seal kits sold as spare parts.

## Vocabulary related to “2/2, 3/2 and 3/3 way” valves

**2/2:** 2 outputs/2 handle positions

(opening/closing)

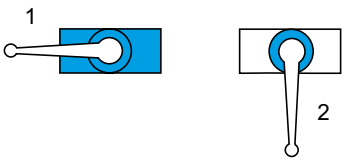


**3/2:** 3 outputs/2 handle positions

(left pass, right pass, no closed position)

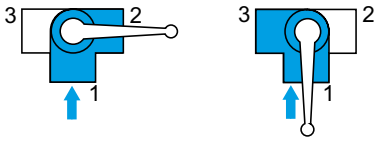


**3/3:** 3 outputs/3 handle positions

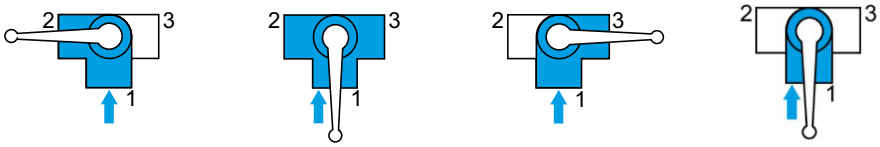


Left pass | Dispensing position | Right pass | Closed position in the middle

## Needle valve

This valve precisely controls the flow rate thanks to a conical rod (needle) that inserts into a seat, allowing for fine and gradual adjustment.

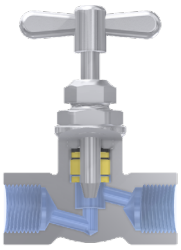

Valve open position



Valve closed position

## Axial valve

This valve regulates flow by moving a piston along the axis of the pass, ensuring fluid control and low pressure drop.



Axial valve position open

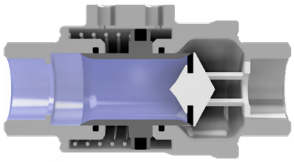

Axial valve position closed

## Part number identification

Each valve is identified by:
- item type (4 digits);
- the nominal diameter;
- the thread code. If the product does not have a thread, the code used is 00.

**0402** **04** **10**

Item type

Example:
040x
050x
79xx
//
42xx
BVGx

Nominal diameter

**04** = 4 mm
**05** = 6 mm
...
**40** = 40 mm

Thread code

**10** = 1/8”
**13** = 1/4”
...
**48** = 2”

# LEGRIS VALVES WITH LONG HANDLES



Legris ball valves are equipped with long handles specially designed for easy operation. Available in several diameters and connection types, they are suitable for both standard applications and specific uses.

## NICKEL-PLATED BRASS STANDARDS VERSIONS

### Technical specifications

- **Fluids:** compressed air and other fluids
- **Operating pressure:** $10^{-2}$ millibar to 40 bar
- **Operating temperature:** -20 to +80°C
- **Nominal diameter (DN):** 4 to 50 mm
- **Connection:** G1/8 to G2
- **Regulations:** RoHS, REACh, PED

Performance depends on the fluid, material and tube used.

### Component materials

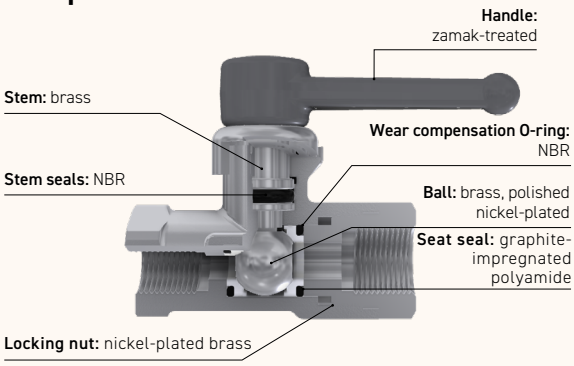


### Benefits

- **Durability:** valves equipped with wear compensation seals for **long-lasting tightness (not only for water)** of the product.
- **Optimal operation guaranteed down to -40°C**, with no handle operation after installation.
- **Reliability:** all valves are individually tested and then marked to certify that they have been checked and to ensure traceability.
- **Ease of operation**: reduced friction coefficient thanks to graphite-coated polyamide seat seals and nickel-plated brass ball polishing.
- **Numerous versions available:** 2/2, 3/2, 3/3, with vent, lockable, to offer a Legris solution for every application.

### Recommended applications



*Guaranteed manoeuvrability and reliability over time*

## VENTED VERSION, **WITH RED HANDLE**

Valves equipped with a vent can be identified by their red handle.

To stop the fluid circulation and vent the circuit, 2 venting systems are provided:
• **threaded vent**, for collecting exhaust fluids
• **pin-hole vent**, usable in all cases where there are no particular constraints
A fluid direction marking indicates the direction of installation.



## Operating principle

With vent connected to a tube = drain collected, without noise or pollution

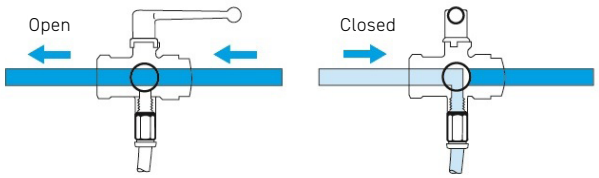


With vent connected to a silencer = noiseless discharge to atmosphere

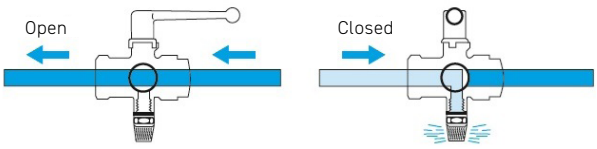


## **PADLOCKABLE** VERSION

To protect your installations from unauthorised tampering, the lockable plate, which is attached to the stem, ensures compliance with the ISO 4414 safety standard.
**Locking can be achieved using:**
• **1 hook point in open or closed position:** models 0432 and 0439.
Simple locking when only one operator or team needs to lock the valve;
• **1, 2 or 3 attachment points in the closed position:** models 0437 and 0438.
Multiple locking (up to 3 points) when several people need to lock the valve simultaneously, thus ensuring enhanced safety.

Lockable valves are also available with and without vents.



## **LOCKABLE** VERSION

Available with lock nut on BVG4-LOCK and BVG4P-LOCK models (version with vent)



## **VERSION** WITH FIXING SCREWS

For assembly requiring attachment to sheet metal or a machine frame (model 6402).

On sheet metal plate:
• bulkhead fixing
• rear screw fixing

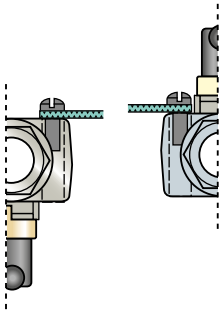

On frame:
• assemble with bolts

On wooden panel:
• woodscrew fastening

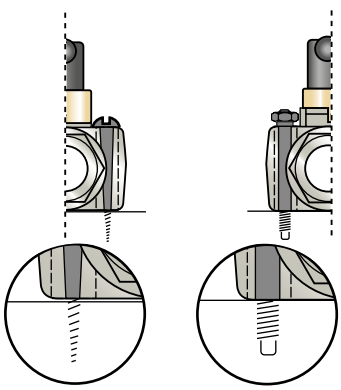

## 0400

### 2/2 In-Line Ball Valve, Male BSPP Thread



*Nickel-plated brass, NBR*

*Scan for more dimensions*

| ØD | C | References |
|---|---|---|
| 4 | G1/8 | 0400 04 10 |
| 7 | G1/4 | 0400 07 13 |
| 10 | G3/8 | 0400 10 17 |
| 13 | G1/2 | 0400 13 21 |
| 18 | G3/4 | 0400 18 27 |

Max. operating pressure: 40 bar

## 0402

### 2/2 In-Line Ball Valve, Female BSPP Thread



*Nickel-plated brass, NBR*

*Scan for more dimensions*

| DN | C | References |
|---|---|---|
| 4 | G1/8 | 0402 04 10 |
| 7 | G1/8 | 0402 07 10 |
| | G1/4 | 0402 07 13 |
| 10 | G3/8 | 0402 10 17 |
| 13 | G1/2 | 0402 13 21 |
| 20 | G3/4 | 0402 20 27 |
| 23 | G1 | 0402 23 34 |
| 32 | G1 1/4 | 0402 32 42* |
| | G1 1/2 | 0402 32 49* |
| 40 | G2 | 0402 40 48* |

* CE-marked models
Max. operating pressure: 40 bar

## 0401

### 2/2 In-Line Ball Valve, Male/Female BSPP Thread



*Nickel-plated brass, NBR*

*Scan for more dimensions*

| DN | C | References |
|---|---|---|
| 4 | G1/8 | 0401 04 10 |
| 5 | G1/8 | 0401 05 10 |
| 7 | G1/4 | 0401 07 13 |
| 10 | G3/8 | 0401 10 17 |
| 13 | G1/2 | 0401 13 21 |
| 18 | G3/4 | 0401 18 27 |
| 23 | G1 | 0401 23 34 |
| 32 | G1 1/4 | 0401 32 42* |

* CE-marked models
Max. operating pressure: 40 bar

## 0411

### 2/2 In-Line Ball Valve with Connections for Use with Steel Tubing



*Nickel-plated brass, NBR*

*Scan for more dimensions*

| DN | ØD | References |
|---|---|---|
| 4 | 6 | 0411 04 06 |
| 6 | 8 | 0411 06 08 |
| 7 | 10 | 0411 07 10 |
| 10 | 12 | 0411 10 12 |

Max. operating pressure: 40 bar

## 0446

### 2/2 In-Line Panel-Mountable Ball Valve, Female BSPP Thread



*Nickel-plated brass, NBR*

*Scan for more dimensions*

| DN | C | References |
|---|---|---|
| 4 | G1/8 | 0446 04 10* |
| 7 | G1/4 | 0446 07 13 |
| 10 | G3/8 | 0446 10 17 |
| 13 | G1/2 | 0446 13 21 |

Max. operating pressure: 20 bar
* Pour le modèle G1/8, l'épaisseur maximum de la cloison est de 3 mm.

## 0472

### 2/2 Right-Angled Ball Valve, Female BSPP Thread



*Nickel-plated brass, NBR*

*Scan for more dimensions*

| DN | C | References |
|---|---|---|
| 4 | G1/8 | 0472 04 10 |
| 6 | G1/4 | 0472 06 13 |
| 9 | G3/8 | 0472 09 17 |
| 12 | G1/2 | 0472 12 21 |
| 18 | G3/4 | 0472 18 27 |
| 23 | G1 | 0472 23 34 |

Max. operating pressure: 20 bar

## 0471

### 2/2 Right-Angled Ball Valve, Male/Female BSPP Thread



*Nickel-plated brass, NBR*

*Scan for more dimensions*

| DN | C | References |
|---|---|---|
| 4 | G1/8 | 0471 04 10 |
| 6 | G1/4 | 0471 06 13 |
| 9 | G3/8 | 0471 09 17 |
| 12 | G1/2 | 0471 12 21 |
| 18 | G3/4 | 0471 18 27 |
| 23 | G1 | 0471 23 34 |

Max. operating pressure: 20 bar

## 0482

### 3/3 Right-Angle Ported Ball Valve, Female BSPP Thread



*Nickel-plated brass, NBR*

*Scan for more dimensions*

| DN | C | References |
|---|---|---|
| 4 | G1/8 | 0482 04 10 |
| 6 | G1/4 | 0482 06 13 |
| 9 | G3/8 | 0482 09 17 |
| 12 | G1/2 | 0482 12 21 |
| 18 | G3/4 | 0482 18 27 |
| 23 | G1 | 0482 23 34 |

Max. operating pressure: 20 bar

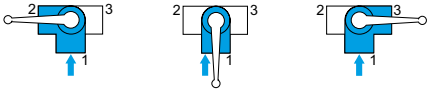

## 0483

### 3/3 Right-Angle Ported Ball Valve Without Closed Position, Female BSPP Thread

*Nickel-plated brass, NBR*



*Scan for more dimensions*

| DN | C | References |
|---|---|---|
| 4 | G1/8 | 0483 04 10 |
| 6 | G1/4 | 0483 06 13 |
| 9 | G3/8 | 0483 09 17 |
| 12 | G1/2 | 0483 12 21 |
| 18 | G3/4 | 0483 18 27 |
| 23 | G1 | 0483 23 34 |

Max. operating pressure: 20 bar

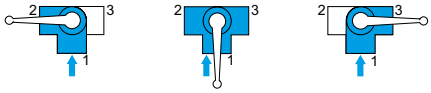


## 0448

### 3/3 Panel-Mountable Right-Angled Ball Valve, Female BSPP Thread

*Nickel-plated brass, NBR*



*Scan for more dimensions*

| DN | C | References |
|---|---|---|
| 4 | G1/8 | 0448 04 10* |
| 6 | G1/4 | 0448 06 13 |
| 9 | G3/8 | 0448 09 17 |
| 12 | G1/2 | 0448 12 21 |

Max. operating pressure: 20 bar
* G1/8 model: max. panel thickness = 3 mm.

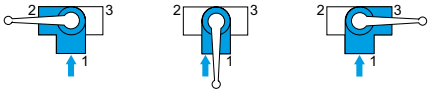


## 0452

### 3/2 Panel-Mountable Equal Plane Ball Valve, Female BSPP Thread

*Nickel-plated brass, NBR*



*Scan for more dimensions*

| DN | C | References |
|---|---|---|
| 4 | G1/8 | 0452 04 10 |
| 6 | G1/4 | 0452 06 13 |

Max. operating pressure: 20 bar

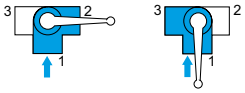


## Version with mounting insert

## 6402

### 2/2 In-Line Ball Valve for Screw Fixing, Female BSPP Thread

*Nickel-plated brass, NBR*



*Scan for more dimensions*

| DN | C | References |
|---|---|---|
| 4 | G1/8 | 6402 04 10 |
| 7 | G1/4 | 6402 07 13 |
| 10 | G3/8 | 6402 10 17 |
| 13 | G1/2 | 6402 13 21 |
| 20 | G3/4 | 6402 20 27 |
| 23 | G1 | 6402 23 34 |

Max. operating pressure: 40 bar

## Exhaust versions

### 0489

**3/2 In-Line Threaded Exhaust Port Ball Valve, Female BSPP and Metric Thread**

*Nickel-plated brass, NBR*



*Scan for more dimensions*

| DN | C1 | C | References |
|---|---|---|---|
| 7 | M5x0.8 | G1/4 | 0489 07 13 |
| 10 | M5x0.8 | G3/8 | 0489 10 17 |
| 13 | G1/8 | G1/2 | 0489 13 21 |
| 18 | G1/4 | G3/4 | 0489 18 27 |
| 23 | G1/4 | G1 | 0489 23 34 |

Max. operating pressure: 40 bar

### 0449

**3/2 Panel-Mountable In-Line Threaded Exhaust Port Ball Valve, Female BSPP and Metric Thread**

*Nickel-plated brass, NBR*



*Scan for more dimensions*

| DN | C1 | C | References |
|---|---|---|---|
| 7 | M5x0.8 | G1/4 | 0449 07 13 |
| 10 | M5x0.8 | G3/8 | 0449 10 17 |
| 13 | G1/8 | G1/2 | 0449 13 21 |

Max. operating pressure: 20 bar

### 0469

**3/2 In-Line Vented Ball Valve, Female BSPP Thread**

*Nickel-plated brass, NBR*



*Scan for more dimensions*

| DN | C | References |
|---|---|---|
| 4 | G1/8 | 0469 04 10 |
| 7 | G1/4 | 0469 07 13 |
| 10 | G3/8 | 0469 10 17 |
| 13 | G1/2 | 0469 13 21 |
| 18 | G3/4 | 0469 18 27 |
| 23 | G1 | 0469 23 34 |

Max. operating pressure: 40 bar

### 0462

**3/2 Right-Angled Ball Valve with Vent, Female BSPP Thread**

*Nickel-plated brass, NBR*



*Scan for more dimensions*

| DN | C | References |
|---|---|---|
| 6 | G1/8 | 0462 06 10 |
| | G1/4 | 0462 06 13 |
| 9 | G3/8 | 0462 09 17 |
| 12 | G1/2 | 0462 12 21 |
| 18 | G3/4 | 0462 18 27 |
| 23 | G1 | 0462 23 34 |

Max. operating pressure: 20 bar

### 0461

**3/2 Right-Angled Ball Valve with Vent, Male/Female BSPP Thread**

*Nickel-plated brass, NBR*



*Scan for more dimensions*

| DN | C | References |
|---|---|---|
| 6 | G1/8 | 0461 06 10 |
| | G1/4 | 0461 06 13 |
| 9 | G3/8 | 0461 09 17 |
| 12 | G1/2 | 0461 12 21 |
| 18 | G3/4 | 0461 18 27 |

Max. operating pressure: 20 bar

## Lockable versions

### 0432

**2/2 In-Line Lockable Ball Valve, Female BSPP Thread**

*Nickel-plated brass, NBR*



*Scan for more dimensions*

| DN | C | References |
|---|---|---|
| 4 | G1/8 | 0432 04 10 |
| 7 | G1/4 | 0432 07 13 |
| 10 | G3/8 | 0432 10 17 |
| 13 | G1/2 | 0432 13 21 |
| 20 | G3/4 | 0432 20 27 |
| 23 | G1 | 0432 23 34 |

Max. operating pressure: 40 bar
Non-removable lever, fixed plate and moving plate: zinc-plated steel

### 0439

**3/2 In-line Vented Lockable Ball Valve, Female BSPP Thread**

*Nickel-plated brass, NBR*



*Scan for more dimensions*

| DN | C | References |
|---|---|---|
| 7 | G1/4 | 0439 07 13 |
| 10 | G3/8 | 0439 10 17 |
| 13 | G1/2 | 0439 13 21 |
| 18 | G3/4 | 0439 18 27 |
| 23 | G1 | 0439 23 34 |

Max. operating pressure: 40 bar
Non-removable lever, fixed plate and moving plate: zinc-plated steel

### 0438

**3/2 Right-Angled 3-Point Lockable Ball Valve, Female BSPP Thread**

*Nickel-plated brass, NBR*



*Scan for more dimensions*

| DN | C | References |
|---|---|---|
| 9 | G3/8 | 0438 09 17 |
| 12 | G1/2 | 0438 12 21 |
| 18 | G3/4 | 0438 18 27 |
| 23 | G1 | 0438 23 34 |

Max. operating pressure: 20 bar
Fixed plate: zinc-plated steel, moving plate: zinc-plated steel.
Removable lever: when the valve is installed close to a wall, the lever can be removed and repositioned in the opposite direction to the original assembly.

### 0436

**3/2 In-Line 3-Point Lockable Ball Valve with Threaded Exhaust Port, Female BSPP and Metric Thread**

*Nickel-plated brass, NBR*



*Scan for more dimensions*

| DN | C1 | C | References |
|---|---|---|---|
| 10 | M5x0.8 | G3/8 | 0436 10 17 |
| 13 | G1/8 | G1/2 | 0436 13 21 |
| 18 | G1/4 | G3/4 | 0436 18 27 |
| 23 | G1/4 | G1 | 0436 23 34 |

Max. operating pressure: 40 bar
Non-removable lever, fixed plate and moving plate: zinc-plated steel

### 0437

**3/2 In-line Vented 3-Point Lockable Ball Valve, Female BSPP Thread**

*Nickel-plated brass, NBR*



*Scan for more dimensions*

| DN | C | References |
|---|---|---|
| 7 | G1/4 | 0437 07 13 |
| 10 | G3/8 | 0437 10 17 |
| 13 | G1/2 | 0437 13 21 |
| 18 | G3/4 | 0437 18 27 |
| 23 | G1 | 0437 23 34 |

Max. operating pressure: 40 bar
Non-removable lever, fixed plate and moving plate: zinc-plated steel

### BVG4-LOCK

**2/2 In-Line Lockable Ball Valve, Female BSPP Thread**

*Nickel-plated brass, NBR*



*Scan for more dimensions*

| DN | C | References |
|---|---|---|
| 8 | G1/4 | BVG4-1/4LOCK |
| 10 | G3/8 | BVG4-3/8LOCK |
| 15 | G1/2 | BVG4-1/2LOCK |
| 19 | G3/4 | BVG4-3/4LOCK |
| 25 | G1 | BVG4-1LOCK |

Dual FPM driver seal and operating temperature from -40°C to +170°C (peak).

### BVG4P-LOCK

**3/2 In-Line Lockable Vented Ball Valve, Female BSPP Thread**

*Nickel-plated brass, NBR*



*Scan for more dimensions*

| DN | C | References |
|---|---|---|
| 8 | G1/4 | BVG4P-1/4LOCK |
| 10 | G3/8 | BVG4P-3/8LOCK |
| 15 | G1/2 | BVG4P-1/2LOCK |
| 20 | G3/4 | BVG4P-3/4LOCK |
| 25 | G1 | BVG4P-1LOCK |

Operating pressure: 14 bar
Operating temperature: -10°C to +100°C

# LEGRIS HIGH-TEMPERATURE VALVES WITH LONG HANDLES



Legris high-temperature ball valves, equipped with PTFE seals, are designed to withstand high temperatures. Available in nickel-plated brass and stainless steel to meet the needs of demanding industrial applications. Made of 316L stainless steel to withstand aggressive fluids in corrosive industrial environments.

## Technical specifications

**Fluids:** Compressed air, industrial water and treated water

**Operating pressure:** 0 to 140 bar

**Operating temperature:** -20 to +170°C

**Nominal diameter (DN):** 8 to 50 mm

**Connection:** Rp1/4 to Rp2
G1/4 to G 2

**Regulations:** RoHS, REACh, PED

Performance depends on the fluid, material and tube used.

## Component materials

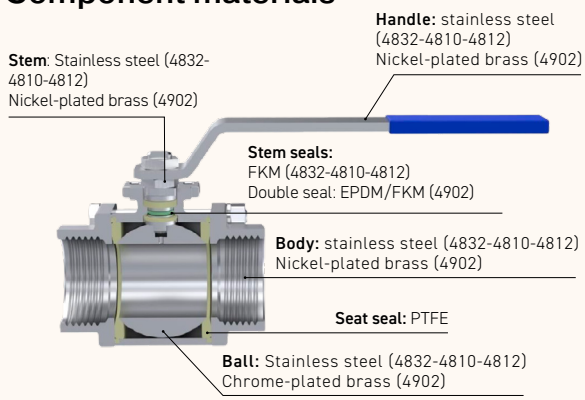


## Benefits

- **Durability: Stainless steel** valves, recommended for corrosive applications, are equipped with wear compensation **seals that guarantee the longevity of the** product's seal.
- **Modularity:** these Legris valves are available in three models to suit all types of installation (with or without fixing screws, removable model with fixing screws).
- **Economical:** 4902 nickel-plated brass models are recommended for aggressive environments subject to high temperatures.

## Recommended applications



*Specially designed for the most demanding applications*

## Performance

### Pressure and temperature resistance

**Model 4832**

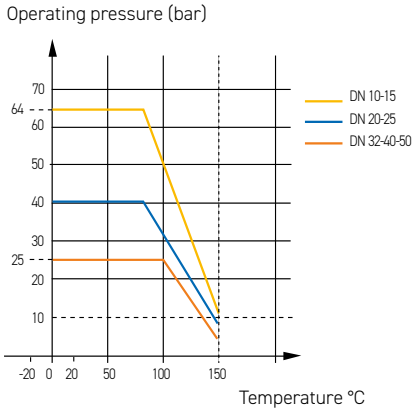


**Model 4812**

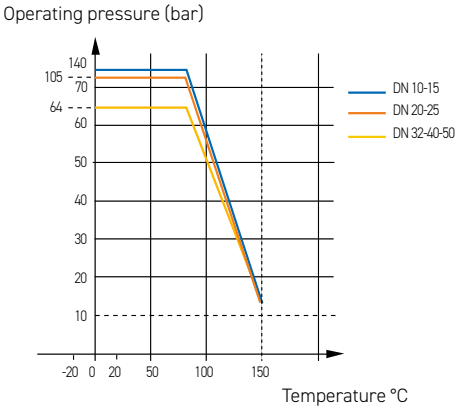


**Model 4810**

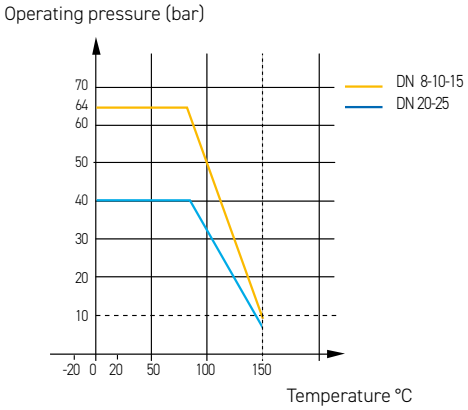

## Installation guide for model 4832

Radial dismantling of the valve possible to allow maintenance or replacement of seals:

**1-** Switch off the power supply to the circuit and depressurise it

**2-** Remove the screws from the nuts.

**3-** Remove the body from the top

**4-** Carry out maintenance



## 4902

### 2/2 Standard In-Line Ball Valve, Female BSPP Thread

*Nickel-plated brass, PTFE*



*Scan for more dimensions*

| DN | C | NP | References |
|---|---|---|---|
| 8 | G1/4 | 40 | 4902 10 13 |
| 10 | G3/8 | 40 | 4902 10 17 |
| 15 | G1/2 | 40 | 4902 15 21 |
| 20 | G3/4 | 40 | 4902 20 27 |
| 25 | G1 | 40 | 4902 25 34 |
| 32 | G1 1/4 | 30 | 4902 32 42* |
| 40 | G1 1/2 | 30 | 4902 40 49* |
| 50 | G2 | 30 | 4902 50 48* |

* CE-marked models
NP: Nominal pressure

## 4810

### 2/2 In-Line Ball Valve, Female BSPP Thread

*Stainless steel 316L, PTFE*



*Scan for more dimensions*

| DN | C | NP | References |
|---|---|---|---|
| 8 | G1/4 | 64 | 4810 08 13 |
| 10 | G3/8 | 64 | 4810 10 17 |
| 15 | G1/2 | 64 | 4810 15 21 |
| 20 | G3/4 | 40 | 4810 20 27 |
| 25 | G1 | 40 | 4810 25 34 |

Threads in accordance with ISO 228-1
Threads in accordance with ISO 228/1-G
NP: Nominal pressure

## 4812

### 2/2 In-Line Ball Valve with Fixing Plate, Female BSPP Thread

*Stainless steel 316L, PTFE*



*Scan for more dimensions*

| DN | C | NP | References |
|---|---|---|---|
| 10 | Rp1/4 | 140 | 4812 10 13 |
| | Rp3/8 | 140 | 4812 10 17 |
| 15 | Rp1/2 | 140 | 4812 15 21 |
| 20 | Rp3/4 | 105 | 4812 20 27 |
| 25 | Rp1 | 105 | 4812 25 34 |
| 32 | Rp1 1/4 | 64 | 4812 32 42* |
| 40 | Rp1 1/2 | 64 | 4812 40 49* |
| 50 | Rp2 | 64 | 4812 50 48* |

* CE-marked models
Threads in accordance with ISO 7/1.
NP: Nominal pressure

## 4832

### 2/2 In-Line 3-Piece Ball Valve with Fixing Plate, Female BSPP Thread

*Stainless steel 316L, PTFE*



*Scan for more dimensions*

| DN | C | NP | References |
|---|---|---|---|
| 10 | Rp1/4 | 64 | 4832 10 13** |
| 15 | Rp1/2 | 64 | 4832 15 21 |
| 20 | Rp3/4 | 40 | 4832 20 27 |
| 25 | Rp1 | 40 | 4832 25 34 |
| 32 | Rp1 1/4 | 25 | 4832 32 42* |
| 40 | Rp1 1/2 | 25 | 4832 40 49* |
| 50 | Rp2 | 25 | 4832 50 48* |

* CE-marked models
** Without mounting plate
Threads in accordance with ISO 7/1
NP: Nominal pressure

# LEGRIS POLYMER VALVES WITH SHORT HANDLES



Legris short-handle valves can be operated effortlessly in confined spaces. Designed with Legris LF instant connection technology, these technical polymer valves combine lightness and quick installation.

## VERSION **FOR COMPRESSED AIR**



### Technical specifications

- **Fluid:** compressed air, neutral gases
- **Operating pressure:** $10^{-2}$ millibar to 10 bar
- **Operating temperature:** -20°C to +80°C
- **Nominal diameter (DN):** 3 to 6 mm
- **Connection:** 4 to 12 mm
  G1/8 to G1/2
- **Regulations:** RoHS, REACH, PED

Performance depends on the fluid, material and tube used.

### Component materials

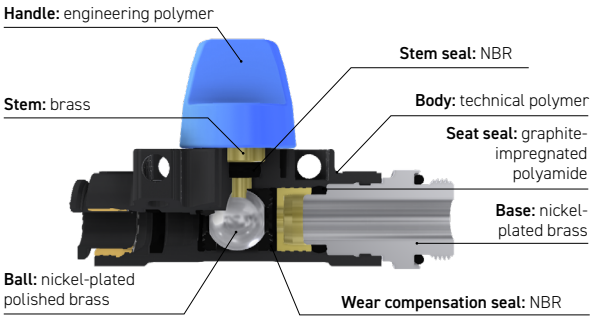


### Benefits

- **Ease of installation:** thanks to LF3000 Push-in connections, these products connect quickly and are easy to install.
- **Durability:** fitted with wear compensation seals to ensure the product's long-lasting tightness.
- **Compactness:** ultra-compact handle with a screwdriver slot for easy manoeuvring in confined spaces.
- **Optimised space:** the fixing clips enable space-saving installation, maximising the use of space on machines.
- **Easy identification:** colour-coded control handle to distinguish between the non-vented version (blue) and the vented version (red).

### Recommended applications



*Compact, robust and easy to install in confined spaces*

### Operating principle

**Vented valve, open position**

3/2 model with vent

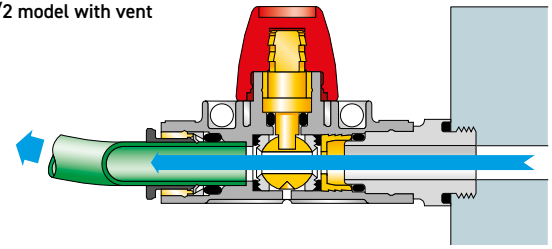

**Vented valve, closed position**

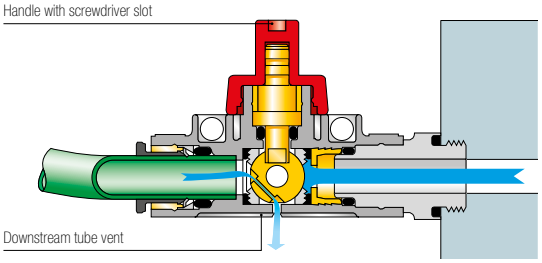

## VERSION **FOR WATER**

### Technical specifications

**Fluid:** industrial water, treated water with or without glycol.

**Operating pressure:** 0 to 10 bar at 20°C

**Operating temperature:** -10°C to +95°C

**Nominal diameter (DN):** 4.83 to 9.40 mm

**Connection:** Diameter 6 to 12mm
1/4 to 3/8 inch

**Regulations:** RoHS, REACH, FDA: 21 CFR

Performance depends on the fluid, material and tube used.



### Component materials

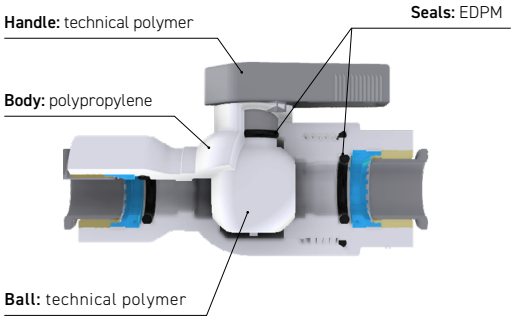


### Benefits

- **Robustness:** polypropylene reinforced with fibreglass for improved mechanical and chemical resistance.
- **Ease of installation:** thanks to LIQUIfit® Push-In connections, these products connect quickly and are easy to install.
- **Safety:** ideal for applications subject to repeated cycles, the absence of a pumping effect eliminates any risk of leakage.

## Versions for compressed air

### 7910
**2/2 In-Line Mini-Ball Valve**



*Technical polymer, NBR*

*Scan for more dimensions*

| DN | ØD | References |
|---|---|---|
| 3 | 4 | 7910 04 00 |
| 4 | 6 | 7910 06 00 |
| | 8 | 7910 08 00 |
| 6 | 10 | 7910 10 00 |
| | 12 | 7910 12 00 |

### 7911
**2/2 In-Line Mini-Ball Valve, Male BSPP Thread**



*Technical polymer, Nickel-plated brass, NBR*

*Scan for more dimensions*

| DN | ØD | C | References |
|---|---|---|---|
| 4 | 6 | G1/8 | 7911 06 10 |
| | 8 | G1/4 | 7911 08 13 |
| 6 | 10 | G3/8 | 7911 10 17 |
| | 12 | G1/2 | 7911 12 21 |

### 7913
**3/2 In-Line Mini-Ball Valve with Vent**



*Technical polymer, NBR*

*Scan for more dimensions*

| DN | ØD | References |
|---|---|---|
| 3 | 4 | 7913 04 00 |
| 4 | 6 | 7913 06 00 |
| | 8 | 7913 08 00 |
| 6 | 10 | 7913 10 00 |
| | 12 | 7913 12 00 |

### 7914
**3/2 In-Line Mini-Ball Valve with Vent, Male BSPP Thread**



*Technical polymer, Nickel-plated brass, NBR*

*Scan for more dimensions*

| DN | ØD | C | References |
|---|---|---|---|
| 4 | 6 | G1/8 | 7914 06 10 |
| | 8 | G1/4 | 7914 08 13 |
| 6 | 10 | G3/8 | 7914 10 17 |
| | 12 | G1/2 | 7914 12 21 |

### 7000
**Joining Clips**



*Technical polymer*

*Scan for more dimensions*

| ØD | References |
|---|---|
| 4 | 7000 00 04 |
| 6-8 | 7000 00 05 |
| 10-12 | 7000 00 06 |

## Versions for waters

### 4020
**In-Line Ball Valve**

*Polypropylene with glass fibers, EPDM*



*Scan for more dimensions*

| ØD | References |
|---|---|
| 6 | 4020 06 00WP2 |
| 8 | 4020 08 00WP2 |
| 10 | 4020 10 00WP2 |
| 12 | 4020 12 00WP2 |

Inch

| ØD | References |
|---|---|
| 1/4 | 4020 56 00WP2 |
| 3/8 | 4020 60 00WP2 |

### 4021
**2/2 In-Line Ball Valve, Male NPTF Thread**

*Polypropylene with glass fibers, EPDM*

Inch



*Scan for more dimensions*

| ØD | C | References |
|---|---|---|
| 1/4 | NPTF1/4 | 4021 56 14WP2 |
| 3/8 | NPTF3/8 | 4021 60 18WP2 |

### 4023
**2/2 In-Line Ball Valve, Female NPTF Thread**

*Polypropylene with glass fibers, EPDM*

Inch



*Scan for more dimensions*

| ØD | C | References |
|---|---|---|
| 3/8 | NPTF3/8 | 4023 60 18WP2 |

### 4022
**2/2 Right- Angled Ball Valve, Female NPTF Thread**

*Polypropylene with glass fibers, EPDM*

Inch



*Scan for more dimensions*

| ØD | C | References |
|---|---|---|
| 1/4 | NPTF1/4 | 4022 56 14WP2 |

### 4024
**2/2 Right-Angled Ball Valve**

*Polypropylene with glass fibers, EPDM*



*Scan for more dimensions*

| ØD | References |
|---|---|
| 6 | 4024 06 00WP2 |
| 10 | 4024 10 00WP2 |

# LEGRIS METAL VALVES WITH SHORT HANDLES

## ▶ Treated brass



## Technical specifications

| | Models: | 0490, 0491 and 0492 | BVGT4-C | 4991 and 4992 |
|---|---|---|---|---|
| | Materials: | Nickel-plated brass/NBR | Nickel-plated brass/PTFE | Chrome-plated brass/PTFE |
| | Fluids: | Compressed air, neutral gases, industrial water | Compressed air, neutral gases, industrial water | Compressed air, neutral gases, industrial water |
| | Operating pressure: | $10^{-2}$ millibar to 12 bar | 0 to 30 bar | 0 to 30 bar |
| | Operating temperature: | -20°C to +80°C | -20°C to +170°C | -10°C to +90°C |
| | Nominal diameter (DN): | 4 to 13 mm | 8 to 25 mm | 6 to 10 mm |
| | Connection: | G1/4 to G3/4 | G1/4 to G1 | G1/8 to G1/2 |
| | Regulations: | | RoHS, REACH, PED | |

Performance depends on the fluids, materials and tube used.

## Benefits

- **Robustness:** excellent corrosion resistance thanks to chemical nickel plating.
- **Durability:** fitted with wear compensation O-rings for long-lasting product sealing (models: 0490/0491/0492).
- **Chrome-plated brass finish:** models 4991 and 4992 combine a shiny appearance with corrosion resistance comparable to nickel-plated versions, for applications requiring a high-quality and durable finish.
- **Adaptability:** removable handles to adapt to the piping layout.

## Component materials

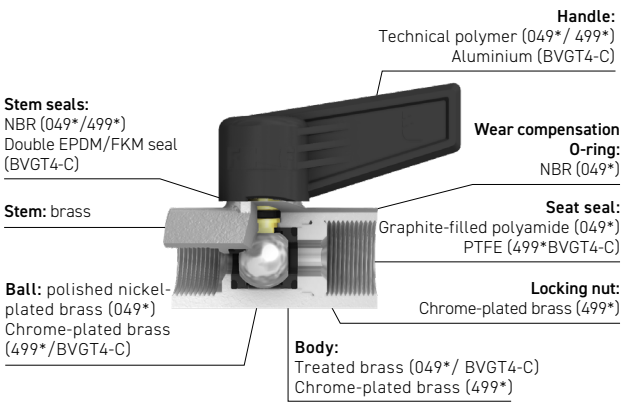


## Recommended applications



*Compact, durable and attractive valves suitable for sanitary installations*

## ▶ Brass



### Technical specifications

**Fluid:** compressed air, neutral gases

**Operating pressure:** $10^{-2}$ millibar to 12 bar

**Operating temperature:** -20°C to +80°C

**Nominal diameter (DN):** 4 to 13 mm

**Connection:** G1/4 to G3/4

**Regulations:** RoHS, REACH, PED

Performance depends on the fluid, material and tube used.

### Component materials

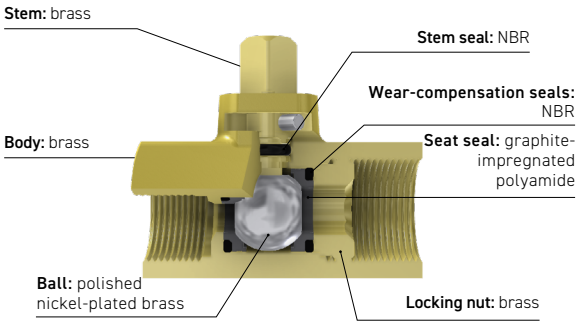


### Benefits

- **Durability:** fitted with wear-compensating O-rings for perfect sealing throughout the product's lifetime.
- **Safety:** designed without a handle to prevent accidental or unintentional operation.

## ▶ Stainless steel



### Technical specifications

**Fluid:** air and neutral gases, industrial water, oils and lubricants

**Operating pressure:** $10^{-2}$ millibars to 20 bar

**Operating temperature:** -20°C to +120°C

**Nominal diameter (DN):** 4 to 10 mm

**Connection:** G1/4 to G1/2

**Regulations:** RoHS, REACH, PED

Performance depends on the fluid, material and tube used.

### Component materials

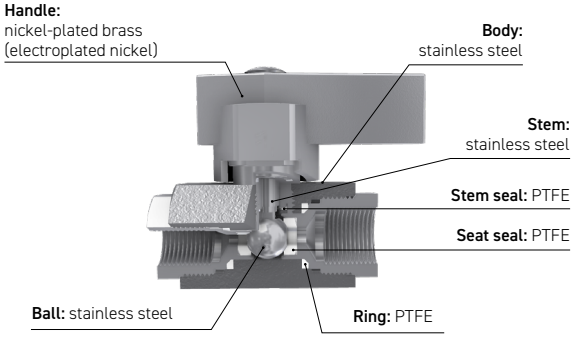


### Performance

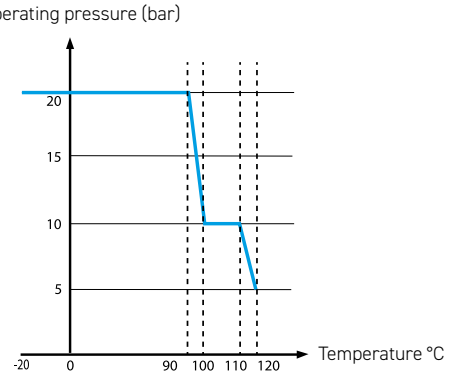


### Benefits

- **High durability:** all internal metal parts are made of stainless steel and the handle is protected by an autocatalytic nickel plating treatment to withstand corrosive fluids and harsh environments.

## Brass versions

### 0497
**2/2 Ball Valve, Square Stem, Female BSPP Thread**

*Brass, NBR*



Scan for more dimensions

| DN | C | References |
|---|---|---|
| 4 | G1/4 | 0497 04 13 |
| 7 | G3/8 | 0497 07 17 |
| 10 | G1/2 | 0497 10 21 |
| 13 | G3/4 | 0497 13 27 |

### 0496
**2/2 Ball Valve, Square Stem, Male/ Female BSPP Thread**

*Brass, NBR*



Scan for more dimensions

| DN | C | References |
|---|---|---|
| 4 | G1/4 | 0496 04 13 |
| 7 | G3/8 | 0496 07 17 |
| 10 | G1/2 | 0496 10 21 |
| 13 | G3/4 | 0496 13 27 |

## Nickel-plated brass versions

### 0492
**2/2 In-Line Ball Valve, Female BSPP Thread**

*Nickel-plated brass, NBR*



Scan for more dimensions

| DN | C | References |
|---|---|---|
| 4 | G1/4 | 0492 04 13 |
| 7 | G3/8 | 0492 07 17 |
| 10 | G1/2 | 0492 10 21 |
| 13 | G3/4 | 0492 13 27 |

Technical polymer handle

### 0491
**2/2 In-Line Ball Valve, Male/Female BSPP Thread**

*Nickel-plated brass, NBR*



Scan for more dimensions

| DN | C | References |
|---|---|---|
| 4 | G1/4 | 0491 04 13 |
| 7 | G3/8 | 0491 07 17 |
| 10 | G1/2 | 0491 10 21 |
| 13 | G3/4 | 0491 13 27 |

Technical polymer handle

### 0490
**2/2 In-Line Ball Valve, Male BSPP Thread**

*Nickel-plated brass, NBR*



Scan for more dimensions

| DN | C | References |
|---|---|---|
| 4 | G1/4 | 0490 04 13 |
| 7 | G3/8 | 0490 07 17 |
| 10 | G1/2 | 0490 10 21 |
| 13 | G3/4 | 0490 13 27 |

Technical polymer handle

### 0492..64
**2/2 In-Line Ball Valve, Short Handle, Female BSPP Thread**

*Nickel-plated brass, NBR*



Scan for more dimensions

| DN | C | References |
|---|---|---|
| 4 | G1/4 | 0492 04 13 64 |

Short handle in zamac

### 0491..64
**2/2 In-Line Ball Valve, Short Handle, Male/Female BSPP Thread**

*Nickel-plated brass, NBR*



Scan for more dimensions

| DN | C | References |
|---|---|---|
| 4 | G1/4 | 0491 04 13 64 |

Short handle in zamac

### BVGT4-C
**2/2 Standard In-Line Ball Valve, Female BSPP Thread, Butterfly Handle**

*Nickel-plated brass, PTFE*



Scan for more dimensions

| DN | C | References |
|---|---|---|
| 8 | G1/4 | BVGT4-1/4C |
| 10 | G3/8 | BVGT4-3/8C |
| 15 | G1/2 | BVGT4-1/2C |
| 20 | G3/4 | BVGT4-3/4C |
| 25 | G1 | BVGT4-1C |

Compact leverDouble stem seal in FPM

## Chromium brass versions

### 4991

**2/2 Standard Compact In-Line Ball Valve, Male/Female BSPP Thread**

Chromium brass, PTFE



Scan for more dimensions

| DN | C | References |
|---|---|---|
| 6 | G1/8 | 4991 00 10 |
| 8 | G1/4 | 4991 00 13 |
| | G3/8 | 4991 00 17 |
| 10 | G1/2 | 4991 00 21 |

### 4992

**2/2 Standard Compact In-Line Ball Valve, Female BSPP Thread**

Chromium brass, PTFE



Scan for more dimensions

| DN | C | References |
|---|---|---|
| 6 | G1/8 | 4992 00 10 |
| 8 | G1/4 | 4992 00 13 |
| | G3/8 | 4992 00 17 |
| 10 | G1/2 | 4992 00 21 |

## Stainless steel versions

### 0465

**2/2 In-Line Light Series Ball Valve, Female BSPP Thread**

*Stainless steel 316L, PTFE*



Scan for more dimensions

| DN | C | References |
|---|---|---|
| 4 | G1/4 | 0465 04 13 |
| 7 | G3/8 | 0465 07 17 |
| 10 | G1/2 | 0465 10 21 |

Threads in accordance with ISO 228/1-G

# SPECIAL VALVES FOR COMBUSTIBLE GASES



Compliant with DIN EN 331 regulations, these valves are intended for use on gas installations in buildings.

## Technical specifications

**Fluids:** combustible gases

**Operating pressure:** 0 to 40 bar

**Operating temperature:** -40°C to +170°C

**Nominal diameter (DN):** 8 to 50 mm

**Connection:** G1/4 to G2

**Regulations:** RoHS, REACH, PED
DIN DVGW (Germany) – MOP 5B 0.1
DIN EN 331

Performance depends on the fluid, material and tube used.

## Component materials

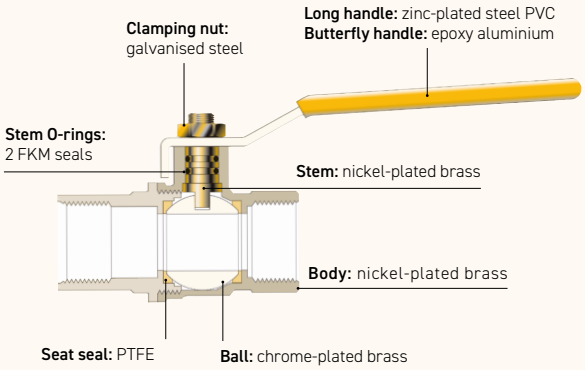


## Benefits

- **Safety:** anti-ejection stem to prevent accidents in the event of overpressure.
- **Reliability:** double seals on the stem for improved tightness.
- **Robustness:** chemical nickel plating for increased corrosion resistance.

## Recommended applications



*Compliant valves for industrial boiler rooms*

## Performance

**Pressure and temperature resistance**

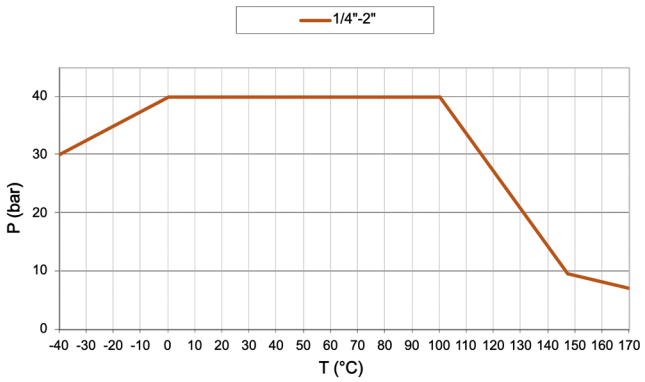

## Pressure drop

Pressure drop in bar

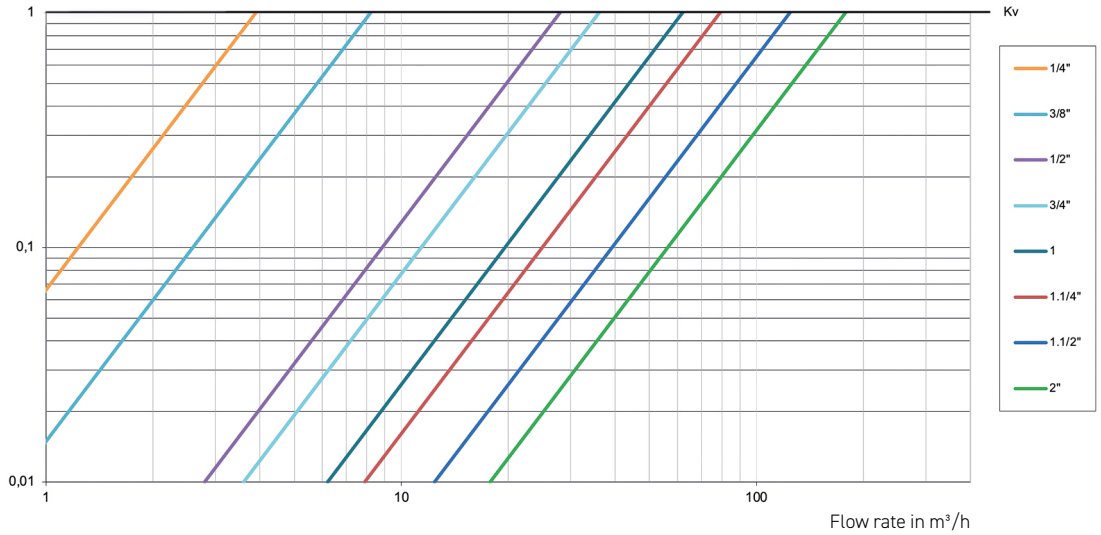


## BVG4-L

### 2/2 In-Line Ball Valve, Female BSPP Thread

*Nickel-plated brass, PTFE*



*Scan for more dimensions*

| DN | C | References |
|---|---|---|
| 8 | G1/4 | BVG4-1/4L |
| 10 | G3/8 | BVG4-3/8L |
| 15 | G1/2 | BVG4-1/2L |
| 20 | G3/4 | BVG4-3/4L |
| 25 | G1 | BVG4-1L |
| 32 | G1 1/4 | BVG4-1.1/4L |
| 40 | G1 1/2 | BVG4-1.1/2L |
| 50 | G2 | BVG4-2L |

## BVGT4-L

### 2/2 In-Line Ball Valve, Female BSPP Thread, Butterfly Handle

*Nickel-plated brass, PTFE*



*Scan for more dimensions*

| DN | C | References |
|---|---|---|
| 8 | G1/4 | BVGT4-1/4L |
| 10 | G3/8 | BVGT4-3/8L |
| 15 | G1/2 | BVGT4-1/2L |
| 20 | G3/4 | BVGT4-3/4L |
| 25 | G1 | BVGT4-1L |

# VALVES DESIGNED FOR TECHNICAL GASES



Tested by leading companies in the oxygen market, these valves are degreased and assembled using oxygen-compatible grease. They are also recommended for transporting technical gases.

## Technical specifications

**Fluids:** oxygen (O2), carbon dioxide (CO2), nitrogen (N2), nitrous oxide (N2O), vacuum

**Operating pressure:** $10^{-2}$ millibars to 12 bar

**Operating temperature:** -20°C to +80°C
(-40°C without operation)

**Nominal diameter (DN):** 7 to 20 mm

**Connection:** ring 10 to 22 mm

**Regulations:** RoHS, REACH, PED
Certificate of degreasing and assembly with oxygen-compatible grease.
Certificate of non-use of animal-derived components.

Performance depends on the fluid, material and tube used.

## Component materials

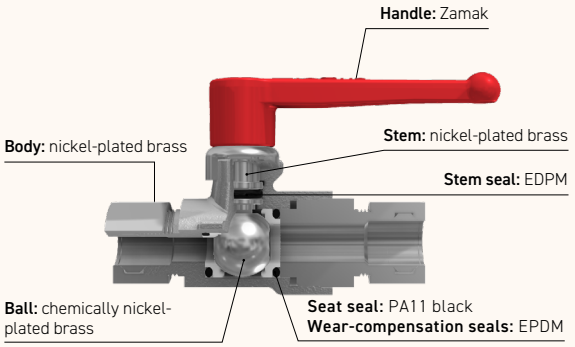


## Benefits

- **Guaranteed compatibility:** the special grease, which is compatible with oxygen and other technical gases, ensures the safety of users and installations. Related certificates available.
- **Traceability:** standardised and controlled production processes enable the traceability of all components, validated by individual date coding.
- **Ease of installation:** these valves are equipped with pre-installed fittings to simplify assembly and ensure a perfect seal.

## Recommended applications




*Valves designed for medical gases, easy to install in hospital networks*

## 0414

### 2/2 In-Line Ball Valve with Compression Connections

*Nickel-plated brass, NBR*



| DN | ØD | References |
|---|---|---|
| 7 | 10 | 0414 00 00 07 |
| 10 | 12 | 0414 00 00 03 |
| | 14 | 0414 00 00 02 |
| 13 | 15 | 0414 00 00 09 |
| | 16 | 0414 00 00 04 |
| | 18 | 0414 00 00 05 |
| 20 | 22 | 0414 00 00 06 |

# LEGRIS NEEDLE VALVES



Legris needle valves, made of nickel-plated brass or stainless steel, offer precise and gradual manual flow control in applications requiring optimal metering or modulation, even under high pressure.

## Technical specifications

| | Subjects: | Nickel-plated brass | Stainless steel |
|---|---|---|---|
| | **Fluids:** | Compressed air, industrial water | All fluids |
| | **Operating pressure:** | 0 to 120 bar | 0 to 400 bar |
| | **Operating temperature:** | -20°C to +100°C (except model 0510) | - 20°C to +180°C |
| | **Nominal diameter (DN):** | 4 to 10 mm | 3 to 6 mm |
| | **Connection:** | G1/8 to G1/2<br>Compression fittings from 6 to 10 mm | G1/8 to G1/2 |
| | **Regulations:** | RoHS, REACH, PED | RoHS, REACH, PED |

Performance depends on the fluids, materials and tube used.

## Component materials

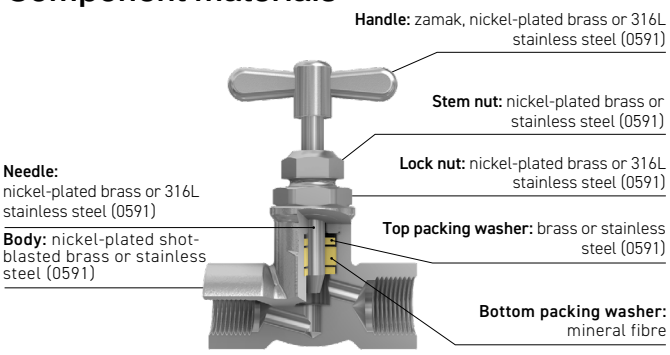


## Recommended applications



*Ideal valve for precise control of fluid flow*

## Benefits

- **Note:** the conical stem, perfectly suited to dosing or purging applications, allows for linear and progressive control of the fluid.
- **Robustness:** suitable for systems requiring precise control under high pressure, thanks to the strength and precision of the needle.
- **Durability:** needle technology generates less mechanical friction, thereby reducing wear and tear during frequent handling.

## Tip

To ensure optimal sealing and long-lasting performance of your needle valve, it is recommended that you slightly tighten the packing washer from time to time. This allows you to perfectly adjust the sealing fibre and ensure reliable operation over the long term.

## Nickel-plated brass versions

### 0502
**In-Line Needle Valve, Female BSPP Thread**

*Nickel-plated brass*



*Scan for more dimensions*

| DN | C | References |
|---|---|---|
| 4 | G1/8 | 0502 04 10 |
| | G1/4 | 0502 04 13 |
| 6 | G3/8 | 0502 06 17 |
| 9 | G3/8 | 0502 09 17 |

### 0510
**In-Line Needle Valve with Compression Connections**

*Nickel-plated brass*



*Scan for more dimensions*

| DN | ØD | C | References |
|---|---|---|---|
| 4 | 6 | M10x1 | 0510 04 06 |
| 5 | 8 | M12x1 | 0510 05 08 |
| | 10 | M16x1.5 | 0510 05 10 |

The needle is sealed by an O-ring.
Maximum operating pressure: Ø4: 100 bar, Ø5: 60 bar
Working temperature: -15°C to +70°C
Tightening torques: please refer to the Compression Fittings chapter of this catalogue.

### 0501
**In-Line Needle Valve, Male/Female BSPP Thread**

*Nickel-plated brass*



*Scan for more dimensions*

| DN | C | References |
|---|---|---|
| 4 | G1/8 | 0501 04 10 |
| | G1/4 | 0501 04 13 |
| 6 | G3/8 | 0501 06 17 |

### 0532
**Right-Angle Needle Valve, Female BSPP Thread**

*Nickel-plated brass*



*Scan for more dimensions*

| DN | C | References |
|---|---|---|
| 4 | G1/8 | 0532 04 10 |
| | G1/4 | 0532 04 13 |
| 6 | G1/4 | 0532 06 13 |

### 0531
**Right-Angle Needle Valve, Male/Female BSPP Thread**

*Nickel-plated brass*



*Scan for more dimensions*

| DN | C | References |
|---|---|---|
| 4 | G1/8 | 0531 04 10 |
| | G1/4 | 0531 04 13 |
| 6 | G1/4 | 0531 06 13 |
| | G3/8 | 0531 06 17 |
| 10 | G1/2 | 0531 10 21 |

### 0562
**Needle Drain Valve, Male BSPP thread**

*Brass*



*Scan for more dimensions*

| DN | C | References |
|---|---|---|
| 5 | G1/8 | 0562 05 10 |
| | G1/4 | 0562 05 13 |

### 0563
**Needle Drain Valve, BSPT Thread**

*Brass, NBR*



*Scan for more dimensions*

| DN | C | References |
|---|---|---|
| 5 | R1/4 | 0563 05 14 |

## Stainless steel versions

### 0591
**Needle Valve, Female BSPP Thread**

*Stainless steel 316L, PTFE*



*Scan for more dimensions*

| DN | C | References |
|---|---|---|
| 3 | G1/8 | 0591 03 10 |
| 4 | G1/4 | 0591 04 13 |
| 5 | G3/8 | 0591 05 17 |
| 6 | G1/2 | 0591 06 21 |

# LEGRIS AXIAL VALVES



Legris axial valves are equipped with a pneumatic actuator.
They can be controlled pneumatically or electro-pneumatically by a Namur distributor or a solenoid valve to integrate into automated systems. Also available with detection to continuously monitor the status of the valve.

## Technical specifications

- **Fluids:** compressed air, industrial or treated water, oils
- **Operating pressure:** 10 bar
- **Operating temperature:** -20°C to 150°C (90°C with detection)
- **Nominal diameter (DN):** 10 to 50 mm
- **Connection:** Rp3/8 to Rp2
- **Regulations:** RoHS, REACH, PED

Performance depends on the fluid, material and tube used.

## Component materials

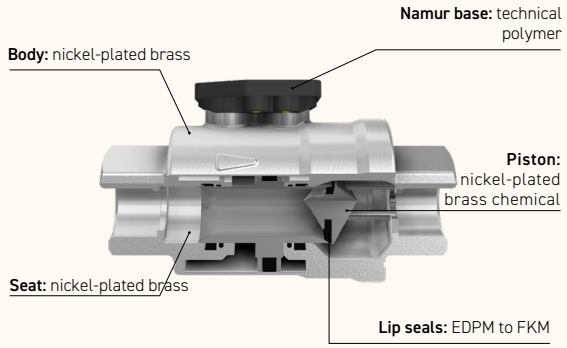


## Benefits

- Performance and compactness: **installed in line with the pipework with a tube diameter equal to that of the connections, the axial valve guarantees optimal flow while limiting space requirements and pressure losses.**
- **Durability and responsiveness:** nickel plating on the tube reduces the friction coefficient, improving service life and response time.
- **Operator safety:** no parts accessible from the outside, minimising the risk of accidents and ensuring better protection for users.
- **Operational safety:** process automation prevents any unintended handling or manoeuvring, ensuring reliable and secure operation.

## Recommended applications



*Lubrication circuits on CNC machines (milling, drilling, surfacing, turning)*

## Installation/user guide

### Pressure and temperature resistance

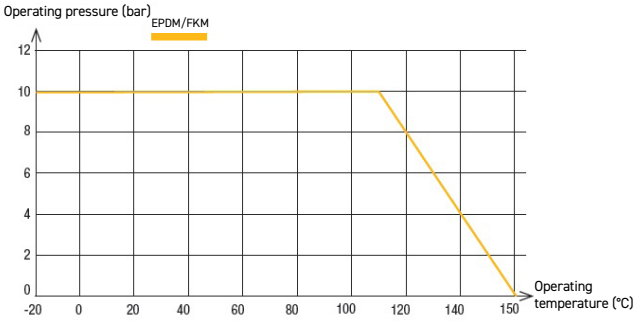


### Flow rate and pressure drop characteristics (Kv)

**Kv in m³/h** (water at ambient temperature, under a differential pressure of 1 bar)

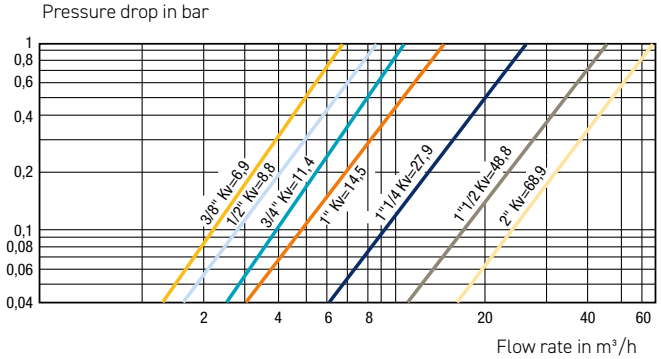

## Installation configuration

The Parker Legris axial valve offers users three distinct control options, depending on the application:

### PNEUMATIC CONTROL

- available for single or double effect
- a proximity control using compressed air
- for repetitive opening/closing cycles
- remote control when access to the machine is difficult or in ATEX zones



### ELECTROPNEUMATIC CONTROL
**with NAMUR mounting pattern** (3/2 for single-acting – 5/2 for double-acting)



- available for single or double effect
- for automated industrial systems
- mounting on Namur plate (delivered unassembled)
- compact and robust solution
- better response time than other technologies

### ELECTROPNEUMATIC CONTROL
**with solenoid valve (3/2)**



- recommended for single-effect
- for automated industrial systems
- G1/8 normally closed 3/2 pilot solenoid valve
- easy to connect
- 360° adjustable

## Operating principle

Depending on the desired position, the control air passes through the actuator chamber to open or close the valve.

Watch the **video** explaining the **operating principle**

| Normally closed (NC) axial valve | Normally open (NO) axial valve | Double-acting axial valve (DA) |
|---|---|---|
| Return spring | Return spring | Close pilot signal |
|  | 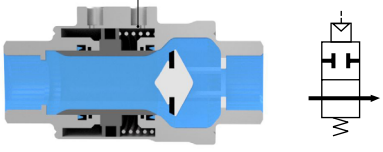 | 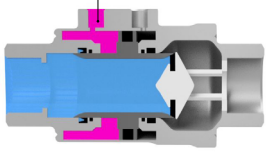 |
| **Rest state** (valve closed) | **Rest state** (valve open) | **Piloted state** (valve closed) |
| Control signal | Control signal | Open control signal |
| 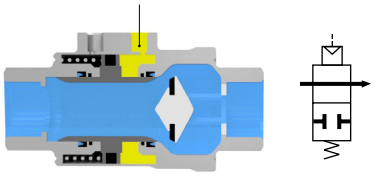 | 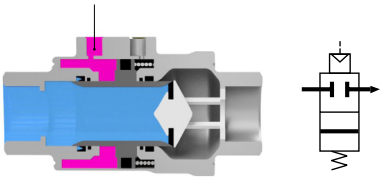 | 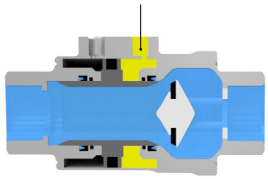 |
| **Piloted state** (valve open) | **Piloted state** (valve closed) | **Piloted state** (valve open) |

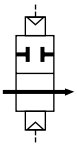

**Models available without detection or with detection** (equipped with a magnet in the piston and supplied with a bracket for mounting the limit switch(es)).

Watch the demonstration video for the **model with detection**

## 4202/4204..20

### Normally Closed Axial Valve with FKM Seal, Female BSPP Thread

*Nickel-plated brass, FKM*



*Scan for more dimensions*

| C | References | References |
|---|---|---|
| | Without detection | With detection |
| Rp3/8 | 4202 10 17 20 | 4204 10 17 20 |
| Rp1/2 | 4202 15 21 20 | 4204 15 21 20 |
| Rp3/4 | 4202 20 27 20 | 4204 20 27 20 |
| Rp1 | 4202 25 34 20 | 4204 25 34 20 |
| Rp1 1/4 | 4202 32 42 20* | 4204 32 42 20* |
| Rp1 1/2 | 4202 40 49 20* | 4204 40 49 20* |
| Rp2 | 4202 50 48 20* | 4204 50 48 20* |

Pilot port: G1/8
Delivered with a silencer
* CE-marked models
Threads conformed to ISO 7/1 (Rp)

## 4202/4204..30

### Normally Closed Axial Valve with EPDM seal, Female BSPP Thread

*Nickel-plated brass, EPDM*



*Scan for more dimensions*

| C | References | References |
|---|---|---|
| | Without detection | With detection |
| Rp3/8 | 4202 10 17 30 | 4204 10 17 30 |
| Rp1/2 | 4202 15 21 30 | 4204 15 21 30 |
| Rp3/4 | 4202 20 27 30 | 4204 20 27 30 |
| Rp1 | 4202 25 34 30 | 4204 25 34 30 |
| Rp1 1/4 | 4202 32 42 30* | 4204 32 42 20* |
| Rp1 1/2 | 4202 40 49 30* | 4204 40 49 30* |
| Rp2 | 4202 50 48 30* | 4204 50 48 30* |

Pilot port: G1/8
Delivered with a silencer
* CE-marked models
Threads conformed to ISO 7/1 (Rp)

## 4212/4214..20

### Normally Open Axial Valve with FKM Seal, Female BSPP Thread

*Nickel-plated brass, FKM*



*Scan for more dimensions*

| C | References | References |
|---|---|---|
| | Without detection | With detection |
| Rp3/8 | 4212 10 17 20 | 4214 10 17 20 |
| Rp1/2 | 4212 15 21 20 | 4214 15 21 20 |
| Rp3/4 | 4212 20 27 20 | 4214 20 27 20 |
| Rp1 | 4212 25 34 20 | 4214 25 34 20 |
| Rp1 1/4 | 4212 32 42 20* | 4214 32 42 20* |
| Rp1 1/2 | 4212 40 49 20* | 4214 40 49 20* |
| Rp2 | 4212 50 48 20* | 4214 50 48 20* |

Pilot port: G1/8
Delivered with a silencer
* CE-marked models
Threads conformed to ISO 7/1 (Rp)

## 4222/4224..20

### Double-Acting Axial Valve with FKM Seal, Female BSPP Thread

*Nickel-plated brass, FKM*



*Scan for more dimensions*

| C | References | References |
|---|---|---|
| | Without detection | With detection |
| Rp3/8 | 4222 10 17 20 | 4224 10 17 20 |
| Rp1/2 | 4222 15 21 20 | 4224 15 21 20 |
| Rp3/4 | 4222 20 27 20 | 4224 20 27 20 |
| Rp1 | 4222 25 34 20 | 4224 25 34 20 |
| Rp1 1/4 | 4222 32 42 20* | 4224 32 42 20* |
| Rp1 1/2 | 4222 40 49 20* | 4224 40 49 20* |
| Rp2 | 4222 50 48 20* | 4224 50 48 20* |

Pilot port: G1/8
* CE-marked models
Threads conformed to ISO 7/1 (Rp)

## Sub-Base for control with spool valve or solenoid valve with Namur pad mounting

*Technical polymer*



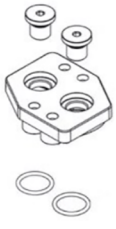

Delivered with the valve, unassembled

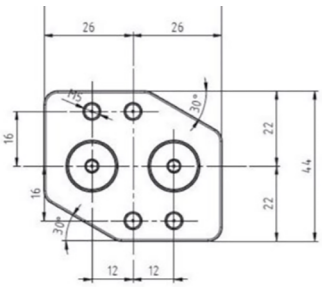

## 4298 00 02

**Limit Switch**

*Nickel-plated brass, FKM*



The valve is delivered with a magnet in the piston (assembled during the production) and supplied with a slot for mounting the limit switch(es).
We provide separately inductive limit switch with LED which can be easily mounted in the slot and fixed with their screws.



- REED PNP, LED
- 3 wires (2 meters)
- Operating voltage 5-50 AC/DC
- Permanent current rating of switching output AC = 350 mA ; DC = 500 mA
- IP67, CE, UKCA, UL, EAC, CCC

## Complementary Range Products

**Namur pilot Spool Valve**

Parker Serie 331 3/2
Parker Serie 341 5/2



**Pilot Solenoid Valve G1/8'' 3/2**

Parker Serie 131



# 06

## LEGRIS FITTINGS AND TUBING: THE OPTIMUM CONNECTION

Developed jointly with and for our fittings, they guarantee both the best sealing performance and the lowest insertion force.

## RELIABILITY AND EXCELLENCE OF LEGRIS TUBING

Co-developed with extrusion specialists and manufactured in Europe with 100% laser control, Legris tubing is high-performance and reliable, guaranteeing the best connection.

## A SOLUTION FOR EVERY NEED

Legris tubing and hoses are available in a variety of materials, offering solutions tailored to all industrial needs, from the most standard to the most specific.






# TUBING AND HOSES
# LEGRIS

# PRODUCTS OFFER

| LEGRIS TUBING AND HOSES | | Fluids | Materials | Maximum working pressure (bar) | Temperature Min. | Temperature Max. | R Ø6 mm | PAGE |
|---|---|---|---|---|---|---|---|---|
| PU | Polyurethane (PU) | Compressed air | PU ester<br>Twin PU ester tubing | 12 | -20°C | +70°C | 15 | 260 |
| | | Compressed air<br>Industrial water<br>Medical gases | PU Ester<br>PU crystal Ester<br>PU Ester medical | | | | | |
| | Antistatic polyurethane | Compressed air | PU ester with additive | 10 | -20°C | +70°C | 15 | 264 |
| | Anti-spark resistance polyurethane | Compressed air<br>Industrial water | PU Ester with PVC sheath<br>Single-layer PU Ester | 14 | -20°C | +70°C | 12<br>15 | 266 |
| PA | Polyamide (PA) | Compressed air | Polyamide | 50 | -40°C | +100°C | 20 | 268 |
| | | | Multitube made of polyamide | 24 | -40°C | +85°C | 55 | 269 |
| | Anti-spark resistance polyamide | Compressed air<br>Industrial water | Polyamide with PVC sheath | 36 | -20°C | +80°C | 25 | 272 |
| | Fireproof polyamide | Compressed air | Polyamide with additive | 50 | -50°C | +100°C | 35 | 274 |
| PE | Polyethylene (PE) | Industrial water and treated water | Polyethylene | 16 | -40°C | +95°C | 32 | 276 |
| Fluorinated tubing | Fluorinated ethylene propylene (FEP) | Compressed air<br>Industrial water and treated water | Fluoropolymer | 28 | -40°C | +150°C | 50 | 278 |
| | Perfluoroalkoxy (PFA) and Antistatic PFA | Compressed air<br>Industrial water and treated water | Fluoropolymer | 36 | -40°C | +150°C | 34 | 280 |
| Recoiled tubing | Recoiled tubing | Compressed air | Polyurethane | 10 | -20°C | +70°C | Not applicable | 282 |
| | | | Polyamide | 20<br>15 | -20°C<br>-40°C | +80°C<br>+90°C | Not applicable | 282 |
| Hoses | Braided hose | Compressed air<br>Industrial water | Technical PVC with polyester braiding<br><br>Food version<br>Industrial version | 15 | -20°C<br>-20°C | +70°C<br>+60°C | 10 (Ø8x4)<br>63 (Ø14.5 x 9) | 286 |
| | Self-fastening hose | Compressed air<br>Industrial water | Nitrile butadiene (NBR) with polyamide braiding | 16 | -20°C | +100°C | 60 | 288 |

# HOW TO CHOOSE YOUR TUBING OR HOSE

## Terminology related to tubing and hoses

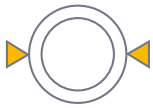

**Tubing:** attachment and sealing are carried out on the external diameter of the calibrated tubing. The pass diameter is therefore optimal.





**Hose:** The connection and seal are made on the **inner diameter** of the hose. The connection and seal are achieved by deforming the tubing. The internal diameter is therefore calibrated.



## What type of fluid do you wish to convey?

Parker offers ranges dedicated to **compressed air and neutral gases**.

Parker presents ranges specifically designed for **water**, including:

- *Industrial water (tap water)*
- *Treated water (deionised, pure and demineralised)*
- *All our solutions are compatible with glycol mixtures*

Parker also has ranges compatible with **technical gases**:

- *Oxygen, breathing air, carbon dioxide, analytical gases, anaesthetic gases and inert gases.*

## Do you have any compliance requirements?

- All our products comply with RoHS and REACh standards.
- Our product ranges dedicated to specific markets, such as food, medical or clean rooms, comply with the relevant regulations.
- All our processes comply with ISO 9001 and ISO 14001 standards.

For a complete list of our certificates, *please click here.*

# HOW TO CHOOSE YOUR TUBING OR HOSE

## What are the conditions of use of your tubing?

Legris tubing ranges are designed to withstand a variety of conditions.

Below are the recommended products for conveying air and water according to specific usage constraints.

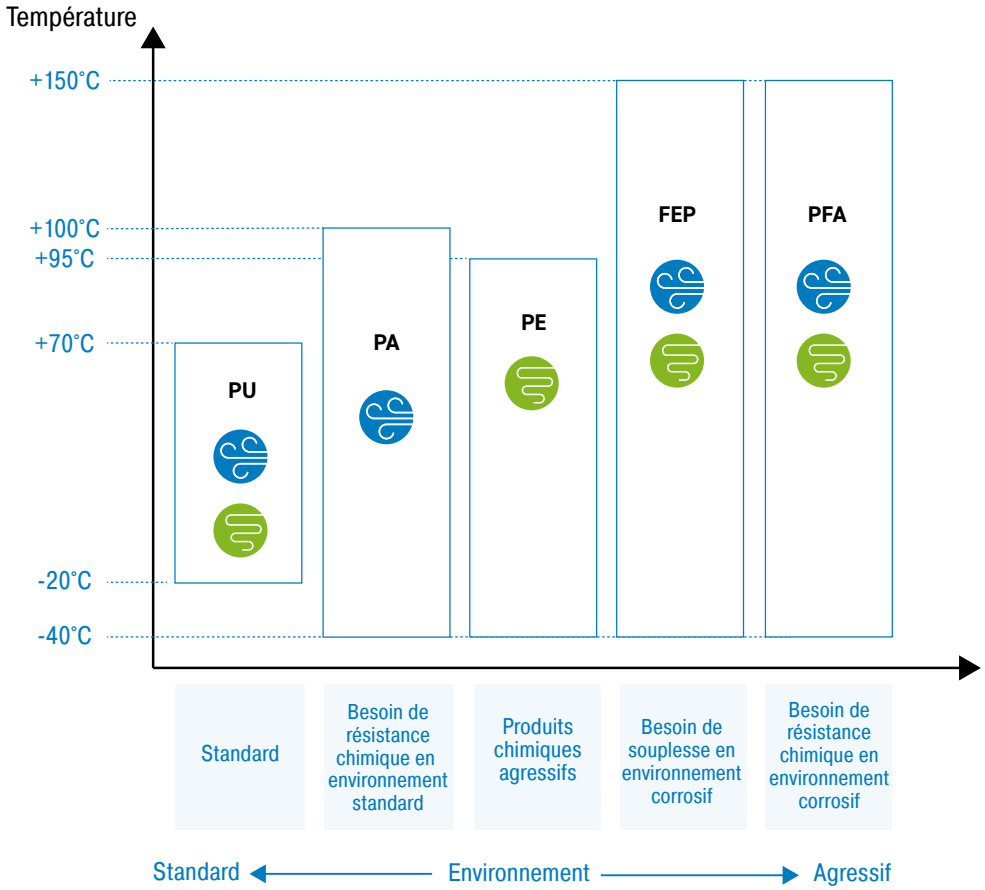


*The bending radius shown in this catalogue are based on measurements carried out in accordance with the LPCE method, using qualified materials, and are provided for guidance only to assist in product selection. In the event of any change in material (grade, formulation, batch, treatment, thickness) or in measurement conditions (temperature, bending speed, setup, etc.), these values may vary; therefore, they do not constitute a performance commitment outside this scope.*

## Which fittings connect best to your tubing or hose?

To guarantee optimal sealing performance, Legris push-in fittings and tubing have been developed togEster.

The table opposite shows our recommendations for tubing/fitting combinations.

| Tubing | | Fitting |
|---|---|---|
| PU | Ester | LF3000® |
| | Ester | LF6000 |
| | Crystal Ester | LF3600 (air)<br>LF6000 (water) |
| | Antistatic ester PU | LF3600 |
| | Antispark PU | |
| | PU Ester medical | LF6800 |
| PA | Semi-rigid | LF3000® |
| | Multi-tubing | LF3000® |
| | Fireproof | LF3600 |
| | Anti-spark PA | |
| PE | Advanced PE | LF6000 |
| Fluorinated tubing | FEP | LF3800 (air)<br>LF6000 brass adaptor<br>(industrial applications)<br>LF6000 stainless steel adaptor<br>(Treated water) |
| | PFA | |
| Recoiled tubing | PU | Pre-fitted with fittings |
| | PA | |
| PVC hoses | PVC | Hose barb connectors, couplers, water couplings and accessories |
| Self-fastening hoses | NBR | Hose barb connectors, couplers |

## Tubing & Hoses packaging

### Tubepack®

- Lengths of 5 m, 10 m, 25 m and 100 m
- For polyamide, polyurethane, fluoropolymer, polyethylene and anti-spark tubing
- Optimisation of tubing storage
- Immediate identification of the type of tubing
- Integrated winder for easy handling




5 m - 100 m

### Reel

- Up to 1000 m
- For polyamide, polyurethane, fluoropolymer, etc. tubing.
- Immediate identification of the tubing for easy handling
- Adapted to workshop reels



40 m - 1000 m

### Roller

- Up to 50 m
- Supplied with a protective film
- For braided tubing and special tubing (multi-tubing)



25 m - 50 m

### Display bags

- Ideal for self-service sales
- Promotional tools
- Recoiled tubing or tube cut to the required length



## Tubing & Hoses marking

Length indicated every meter:

- Time saving when cutting to the exact length;
- Immediately identifiable remaining quantity (PA and PU);

Traceability identified by marking the manufacturing batch number.



## Tubing & Hoses installation guidelines

To enable you to assemble tubing and hoses, please see our recommended accessories.

- Cut the tubing or hose using the appropriate tool to ensure a straight cut.



Ref. 3000 71 00, page 311



Ref. 3000 71 11, page 311

- The seal is correctly aligned and the straight cut extends to the tubing stop.



To view the installation video for our tubes and hoses, *scan here.*

- **For tubing subjected to high temperatures,** insert a ferrule to prevent creep. Ref. 0127 in brass or Ref. 1827 in stainless steel depending on the fluid being conveyed.



Page 312

- **For PVC hoses**, we recommend installing retaining clip at both ends (Ref. 0697).



Page 312

- **Self-fastening hose assembly machine**



Ref. 611050HV, page 311

## Part number identification

Part numbers are chosen according to a mnemonic code.
Each tubing or hose is identified by:
- 1025: information on packaging and length
- U: the material
- 14: outer diameter
- R: additional information about the material
- 08: the colour code
- 95: a suffix to characterise the tubing

**Material**

**H** = Self-fastening NBR
**L** = Rigid polyamide
**P** = Semi-rigid polyamide
**T** = Fluoropolymer
**U** = Polyurethane
**V** = PVC
**Y** = Polyethylene

**Tubing type**

P..**A** = Anti-static PA
P..**R** = Fireproof PA
P..**V** = Anti-spark PA, with PVC sheath
T.. = FEP
T..**A** = Antistatic PFA
T..**P** = PFA
U..**A** = Antistatic PU
U..**K** = Single-layer spark-resistant PU
U..**R** = PU Ester
U..**V** = Spark-proof PU with PVC sheath
Y..**F** = PE Advanced

**1 025 U 14 R 08 95**

**Packaging code**

1 = Tubepack® or LIQUIfit® reel

**Length**

**015** = 150 m
**020** = 20 m
**025** = 25 m
**030** = 300 m
**040** = 40 m
**075** = 75 m
**080** = 80 m
**100** = 100 m

2 = Long length on reel

**003** = 300 m
**005** = 500 m
**010** = 1000 m

**External code Ø**

**03** = 3 mm
**04** = 4 mm
**06** = 6 mm
**08** = 8 mm
.../...
**56** mm = 1/4"
.../...

**10** = 10 mm

**04** = 4 mm
**06** = 6 mm
**08** = 8 mm
**10** = 10 mm

**04** = 4 mm
**06** = 6 mm

**Colour**

**00** = ○ Clear
**01** = ● black
**02** = ● green
**03** = ● red
**04** = ● blue
**05** = ● yellow
**06** = ● grey
**07** = ● orange
**08** = ○ crystal clear
**09** = ● purple
**10** = ○ white
**12** = ● crystal green
**13** = ● crystal red
**14** = ● crystal blue
**17** = ● crystal orange

**Special inner Ø**

**18** = 1.8 mm
**27** = 2.7 mm
**33** = 3.3 mm
**75** = 7.5 mm
**95** = 9.5 mm

**Multitubing**

**M02** = 2 tubes
**M04** = 4 tubes
**M07** = 7 tubes
**M12** = 12 tubes

# LEGRIS PU TUBING



Recognized for its flexibility, Legris PU tubing provides up to a 50% space saving compared with PA tubing. This is the ideal tubing choice for pneumatic applications in standard environments.

## Technical specifications

| | |
|---|---|
| **Material:** | **Polyurethane ester** |
| **Fluids:** | Compressed air |
| **Working pressure:** | $10^{-2}$ millibar to 12 bar |
| **Working temperature:** | -20°C to +70°C |
| **Diameter:** | 3 to 16 mm |
| **Regulations:** | RoHS, REACH, PED |

Performance depends on the fluids, materials and connection used.

## Benefits

- **Small bending radius to fit into confined spaces in standard environments.**
- **Available in a twin-tubing version to simplify installation and further reduce the overall dimensions.**
- **Available in packaged form for applications requiring ISO 15001 cleanliness class.**

## Recommended applications



*Pneumatic assembly in a confined industrial environment*

## Tubing performance

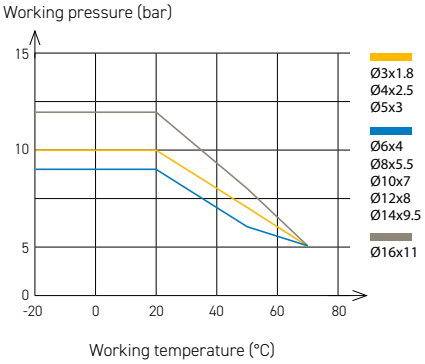


| Tube O.D | O.D Tolerance |
|---|---|
| 3 to 8 mm | +0.10/-0.10 |
| 10 to 16 mm | +0.15/-0.15 |

## **PU ESTER** VERSION

### Technical specifications

| | Material: | PU Ester | PU crystal Ester | PU Ester medical |
|---|---|---|---|---|
| | **Fluids:** | Industrial water (without glycol) | Compressed air and industrial water | Medical gases |
| | **Working pressure:** | $10^{-2}$ millibar to 12 bar | $10^{-2}$ millibar to 12 bar | $10^{-2}$ millibar to 10 bar |
| | **Working temperature:** | -20°C to +40°C | -20°C to +40°C | -20°C to +90°C |
| | **Diameter:** | 4 to 16 mm | 4 to 16 mm | 4 to 12 mm |
| | **Regulations:** | RoHS, REACH, PED | RoHS, REACH, PED, FDA, EC N° 1935/2004 | RoHS, REACH, PED |

Performance depends on the fluids, materials and connection used.

### Benefits

- **PU Ester:** a material that is more chemically resistant than standard PU (ester),
  it is compatible with industrial water (without glycol up to 40°C).
- **PU crystal Ester:** certified by the Food and Drug Administration (FDA) to meet the requirements of the food industry.
- **Medical-grade PU Ester:** meets ISO 15001 cleanliness requirements, oxygen-compatible, ideal for medical equipment.

## 1025U

**Polyurethane (PU) Ester Tubing - Tubepack® 25 m**

| ØD ext. | ØD int. | R | | | | | | |
|---|---|---|---|---|---|---|---|---|
| 3 | 1.8 | 8 | 1025U03 01 18 | | | | | |
| 4 | 2.5 | 10 | 1025U04 01 | 1025U04 02 | 1025U04 03 | 1025U04 04 | 1025U04 05 | 1025U04 06 |
| 5 | 3 | 13 | 1025U05 01 | | | 1025U05 04 | | |
| 6 | 4 | 15 | 1025U06 01 | 1025U06 02 | 1025U06 03 | 1025U06 04 | 1025U06 05 | 1025U06 06 |
| 8 | 5.5 | 20 | 1025U08 01 | 1025U08 02 | 1025U08 03 | 1025U08 04 | 1025U08 05 | 1025U08 06 |
| 10 | 7 | 35 | 1025U10 01 | 1025U10 02 | 1025U10 03 | 1025U10 04 | 1025U10 05 | 1025U10 06 |
| 12 | 8 | 35 | 1025U12 01 | 1025U12 02 | 1025U12 03 | 1025U12 04 | 1025U12 05 | 1025U12 06 |
| 14 | 9.5 | 45 | 1025U14 01 95 | | | 1025U14 04 95 | | |
| 16 | 11 | 45 | 1025U16 01 11 | 1025U16 02 11 | 1025U16 03 11 | 1025U16 04 11 | | |

## 1100U

**Polyurethane (PU) Ester Tubing - Tubepack® 100 m**

| ØD ext. | ØD int. | R | | | | | | |
|---|---|---|---|---|---|---|---|---|
| 4 | 2.5 | 10 | 1100U04 01 | 1100U04 02 | 1100U04 03 | 1100U04 04 | 1100U04 05 | 1100U04 06 |
| 5 | 3 | 13 | 1100U05 01 | | | 1100U05 04 | | |
| 6 | 4 | 15 | 1100U06 01 | 1100U06 02 | 1100U06 03 | 1100U06 04 | 1100U06 05 | 1100U06 06 |
| 8 | 5.5 | 20 | 1100U08 01 | 1100U08 02 | 1100U08 03 | 1100U08 04 | 1100U08 05 | 1100U08 06 |
| 10 | 7 | 35 | 1100U10 01 | | | 1100U10 04 | | |
| 12 | 8 | 35 | 1100U12 01 | | | 1100U12 04 | | |
| 14 | 9.5 | 45 | 1100U14 01 95 | | | 1100U14 04 95 | | |
| 16 | 11 | 45 | 1100U16 01 11 | | | 1100U16 04 11 | | |

## 2003U

**Polyurethane (PU) Ester Tubing - Drum 300 m**

| ØD ext. | ØD int. | R | | | | |
|---|---|---|---|---|---|---|
| 10 | 7 | 35 | 2003U10 01 | 2003U10 03 | 2003U10 04 | 2003U10 06 |

## 2005U

**Polyurethane (PU) Ester Tubing - Drum 500 m**

| ØD ext. | ØD int. | R | | | | |
|---|---|---|---|---|---|---|
| 8 | 5.5 | 20 | 2005U08 01 | 2005U08 03 | 2005U08 04 | 2005U08 05 |

## 2010U

**Polyurethane (PU) Ester Tubing - Drum 1000 m**

| ØD ext. | ØD int. | R | | | | | | |
|---|---|---|---|---|---|---|---|---|
| 4 | 2.5 | 12 | 2010U04 01 | 2010U04 02 | 2010U04 03 | 2010U04 04 | 2010U04 05 | 2010U04 06 |
| 6 | 4 | 15 | 2010U06 01 | 2010U06 02 | 2010U06 03 | 2010U06 04 | 2010U06 05 | 2010U06 06 |

## 1420U

**Twin Polyurethane (PU) Tubing - Tubepack® 25 m**

| ØD ext. | ØD int. | R | | | |
|---|---|---|---|---|---|
| 4 | 2.5 | 12 | 1420U04 11 | 1420U04 41 | 1420U04 44 |
| 6 | 4 | 15 | 1420U06 11 | 1420U06 41 | 1420U06 44 |
| 8 | 5.5 | 20 | 1420U08 11 | 1420U08 41 | 1420U08 44 |

## 1025U..R

**Polyurethane (PU) Ether Tubing - Tubepack® 25 m**

| ØD ext. | ØD int. | R | | | Cristal | Crystal | Crystal | Crystal | Crystal |
|---|---|---|---|---|---|---|---|---|---|
| 4 | 2.5 | 12 | 1025U04R01 | 1025U04R04 | 1025U04R08 | 1025U04R12 | 1025U04R13 | 1025U04R14 | 1025U04R17 |
| 5 | 3 | 13 | | | 1025U05R08 | | | | |
| 6 | 4 | 15 | 1025U06R01 | 1025U06R04 | 1025U06R08 | 1025U06R12 | 1025U06R13 | 1025U06R14 | 1025U06R17 |
| 8 | 5.5 | 20 | 1025U08R01 | 1025U08R04 | 1025U08R08 | 1025U08R12 | 1025U08R13 | 1025U08R14 | 1025U08R17 |
| 10 | 7 | 25 | 1025U10R01 | 1025U10R04 | 1025U10R08 | | | 1025U10R14 | |
| 12 | 8 | 35 | 1025U12R01 | 1025U12R04 | 1025U12R08 | | | 1025U12R14 | |
| 14 | 9.5 | 45 | | 1025U14R04 95 | 1025U14R08 95 | | | | |
| 16 | 11 | 45 | | | 1025U16R08 11 | | | | |

## 1100U ..R

**Polyurethane (PU) Ether Tubing - Tubepack® 100 m**

| ØD ext. | ØD int. | R | | | Cristal | Crystal | Crystal | Crystal | Crystal |
|---|---|---|---|---|---|---|---|---|---|
| 4 | 2.5 | 12 | 1100U04R01 | 1100U04R04 | 1100U04R08 | | | 1100U04R14 | |
| 6 | 4 | 15 | 1100U06R01 | 1100U06R04 | 1100U06R08 | 1100U06R12 | 1100U06R13 | 1100U06R14 | 1100U06R17 |
| 8 | 5.5 | 20 | 1100U08R01 | 1100U08R04 | 1100U08R08 | 1100U08R12 | 1100U08R13 | 1100U08R14 | 1100U08R17 |
| 10 | 7 | 25 | | | 1100U10R08 | | | 1100U10R14 | |
| 12 | 8 | 35 | | 1100U12R04 | 1100U12R08 | | | | |
| 14 | 9.5 | 45 | | | 1100U14R08 95 | | | | |
| 16 | 11 | 45 | | | 1100U16R08 11 | | | | |

## 2003U..R

**Polyurethane (PU) Ether Tubing - Drum 300 m**

| ØD ext. | ØD int. | R | | Cristal |
|---|---|---|---|---|
| 10 | 7 | 25 | 2003U10R01 | 2003U10R08 |

## 2005U..R

**Polyurethane (PU) Ether Tubing - Drum 500 m**

| ØD ext. | ØD int. | R | | | Cristal |
|---|---|---|---|---|---|
| 8 | 5.5 | 20 | 2005U08R01 | 2005U08R04 | 2005U08R08 |

## 2010U..R

**Polyurethane (PU) Ether Tubing - Drum 1000 m**

| ØD ext. | ØD int. | R | | | Cristal |
|---|---|---|---|---|---|
| 4 | 2.5 | 12 | | | 2010U04R08 |
| 6 | 4 | 15 | 2010U06R01 | 2010U06R04 | 2010U06R08 |

## 1025U..G

**Clean medical-grade polyurethane (PU) Ether tubing - Tubepack® 25 m**

| ØD ext. | ØD int. | R | Cristal |
|---|---|---|---|
| 4 | 2.5 | 8 | 1025U04G08 |
| 6 | 4 | 12 | 1025U06G08 |
| 8 | 5.5 | 18 | 1025U08G08 |
| 10 | 7 | 23 | 1025U10G08 |
| 12 | 8 | 25 | 1025U12G08 |

# LEGRIS ANTISTATIC PU TUBING



By dissipating accumulated static electricity, Legris antistatic PU tubing reduces the risk of sparks in sensitive, dusty or explosive environments.

## Technical specifications

| | |
|---|---|
| **Material:** | **Polyurethane ester with additive** |
| **Fluids:** | Compressed air |
| **Working pressure:** | $10^{-2}$ millibar to 10 bar |
| **Working temperature:** | -20°C to +70°C |
| **Diameter:** | 3 to 12 mm |
| **Regulations:** | RoHS, REACH, PED |

Performance depends on the fluids, materials and connection used.

## Benefits

- **Constant resistivity of $10^2\Omega.m$** across the wall thickness, preventing the build-up of static electricity. This tubing is therefore recommended for ATEX zones.
- **Small bending radius** to simplify installation in confined spaces.
- **Improved chemical resistance** and UV resistance for enhanced durability.

## Recommended applications



*UV resistance and static electricity dissipation in dusty environments.*

## Tubing performance

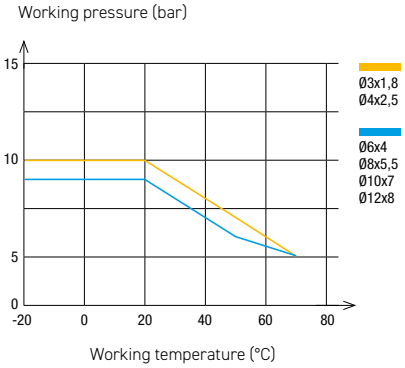


| Tube O.D | O.D Tolerance |
|---|---|
| 3 to 8 mm | +0.10/-0.10 |
| 10 to 12 mm | +0.15/-0.15 |

**Note:** In order to fully preserve the properties of the antistatic tubing, no markings are made on this tubing.

## 1100U..A

**Antistatic polyurethane (PU) Ester tubing - Tubepack® 100 m**

| ØD ext. | ØD int. | R | |
|---|---|---|---|
| 3 | 1.8 | 10 | 1100U03A01 |
| 4 | 2.5 | 12 | 1100U04A01 |
| 6 | 4 | 15 | 1100U06A01 |
| 8 | 5.5 | 25 | 1100U08A01 |
| 10 | 7 | 35 | 1100U10A01 |
| 12 | 8 | 45 | 1100U12A01 |

# LEGRIS ANTI-SPARK PU TUBING



Flexible and resistant to welding spatter, Legris spark-resistant PU tubing is recommended for industrial applications in harsh environments such as welding machines and robots.

## Technical specifications

| | |
|---|---|
| **Material:** | **Fire-retardant polyurethane Ether or polyurethane Ether with self-extinguishing PVC sheath** |
| **Fluids:** | Compressed air and industrial water (with or without glycol) |
| **Working pressure:** | $10^{-2}$ millibar to 14 bar |
| **Working temperature:** | -20°C to +70°C |
| **Diameter:** | 6 to 12 mm |
| **Regulations:** | RoHS, REACH, PED, UL94 |

Performance depends on the fluids, materials and connection used.

## Benefits

### Single-layer PU:

- **Fire-retardant material** reducing the risk of fire in installations.
- **Flexibility of polyurethane** enabling it to withstand mechanical stresses at high speeds.

### PVC-coated PU:

- **Self-extinguishing PVC sheath** ensuring the integrity of the inner PU tubing.
- **Double-layer structure** for improved resistance to twisting and crushing.

## Recommended applications



*Resistance to welding spatter in automotive metalwork*

## Tubing performance

**Spark-resistant polyurethane tubing (single layer)**

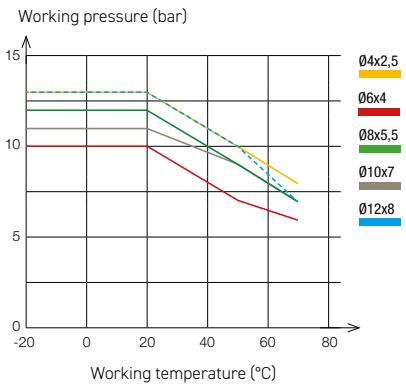


**Spark-resistant polyurethane tubing with PVC sheath**

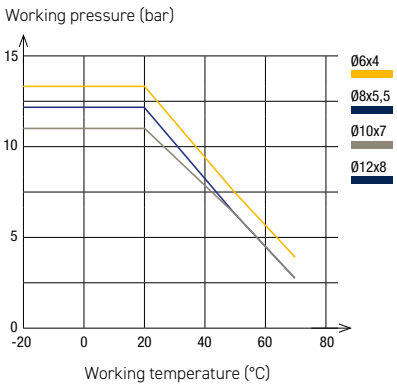


| Tube O.D | O.D Tolerance | PVC sheath thickness and tolerances |
|---|---|---|
| 4 to 8 mm | +0.10/-0.10 | 1mm +0.10/-0.10 |
| 10 to 14 mm | +0.15/-0.15 | |

## 1025U..V

**Polyurethane (PU) Ether tubing with anti-spark jacket - Tubepack® 25 m**

| ØD ext. | ØD int. | R | ■ | ■ | ■ |
|---|---|---|---|---|---|
| 6 | 4 | 12 | 1025U06V01 | 1025U06V03 | 1025U06V04 |
| 8 | 5.5 | 20 | 1025U08V01 | 1025U08V03 | 1025U08V04 |
| 10 | 7 | 25 | 1025U10V01 | 1025U10V03 | 1025U10V04 |
| 12 | 8 | 35 | 1025U12V01 | 1025U12V03 | |

## 1100U..V

**Polyurethane (PU) Ether tubing with anti-spark jacket - Tubepack® 100 m**

| ØD ext. | ØD int. | R | ■ |
|---|---|---|---|
| 6 | 4 | 12 | 1100U06V01 |
| 8 | 5.5 | 20 | 1100U08V01 |
| 10 | 7 | 25 | 1100U10V01 |

## 1025U..K

**Single-layer polyurethane (PU) Ether anti-spark tubing - Tubepack® 25 m**

| ØD ext. | ØD int. | R | ■ | ■ | ■ | ■ |
|---|---|---|---|---|---|---|
| 6 | 4 | 15 | 1025U06K01 | 1025U06K02 | 1025U06K03 | 1025U06K04 |
| 8 | 5.5 | 20 | 1025U08K01 | 1025U08K02 | 1025U08K03 | 1025U08K04 |
| 10 | 7 | 25 | 1025U10K01 | 1025U10K02 | 1025U10K03 | 1025U10K04 |
| 12 | 8 | 35 | 1025U12K01 | 1025U12K02 | 1025U12K03 | 1025U12K04 |

## 1100U..K

**Single-layer polyurethane (PU) Ether anti-spark tubing - Tubepack® 100 m**

| ØD ext. | ØD int. | R | ■ | ■ | ■ | ■ |
|---|---|---|---|---|---|---|
| 6 | 4 | 15 | 1100U06K01 | 1100U06K02 | 1100U06K03 | 1100U06K04 |
| 8 | 5.5 | 20 | 1100U08K01 | 1100U08K02 | 1100U08K03 | |
| 10 | 7 | 25 | | 1100U10K02 | 1100U10K03 | 1100U10K04 |
| 14 | 9.5 | 45 | | | 1100U14K03 95 | 1100U14K04 95 |

## 6000 71 00

**Stripping Tool for Anti-Spark Tubing**

*Technical polymer, stainless steel*



| Reference |
|---|
| 6000 71 00 |

# PA LEGRIS TUBING



Legris PA tubing combines robustness with chemical and thermal resistance to meet the demands of pneumatic applications in demanding industrial environments.

## Technical specifications

| | |
|---|---|
| **Material:** | **Polyamide** |
| **Fluids:** | Compressed air |
| **Working pressure:** | $10^{-2}$ millibar to 50 bar |
| **Working temperature:** | -40°C to +100°C |
| **Diameter:** | 3 to 18 mm |
| **Regulations:** | RoHS, REACH, PED |

Performance depends on the fluids, materials and connection used.

## Benefits

- **Proven technical polyamide** for high chemical resistance and high temperature resistance.
- **Mechanical strength:** recognized for its durability and flexibility, this PA tubing offers excellent resistance to dynamic fatigue and wear.

## Recommended applications



*Mechanical robustness and temperature resistance in demanding industrial environments*

### Tubing performance

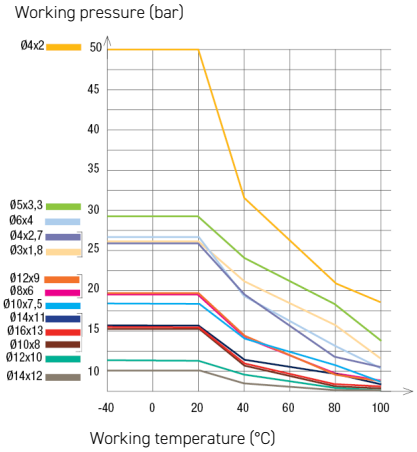


| Tube O.D | O.D Tolerance |
|---|---|
| 3 to 5 mm | +0.05/-0.08 |
| 6 to 16 mm | +0.05/-0.10 |

## **Legris multi-tube PA** version



The combination of PA tubing and PVC sheathing combines the mechanical and chemical advantages of polyamide with the protection, flexibility and safety provided by PVC sheathing.

- Available with 2 to 12 numbered tubes for circuit identification
- PVC coating resistant to abrasion, sparks and chemical attack
- Spiral tube assembly to minimize the bending radius
- Working pressure limited to 24 bar
- Working temperature: -40°C to +85°C

## Colour distribution

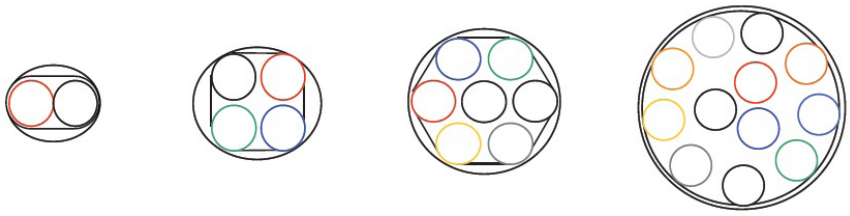

## 1025P

**Semi-Rigid Polyamide (PA) Tubing - Tubepack® 25 m**

| ØD ext. | ØD int. | R | clear | | | | | | |
|---|---|---|---|---|---|---|---|---|---|
| 3 | 1.8 | 15 | 1025P03 00 18 | | | | 1025P03 04 18 | | |
| 4 | 2 | 25 | 1025P04 00 | 1025P04 01 | 1025P04 02 | 1025P04 03 | 1025P04 04 | 1025P04 05 | |
| | 2.7 | 30 | 1025P04 00 27 | 1025P04 01 27 | 1025P04 02 27 | 1025P04 03 27 | 1025P04 04 27 | 1025P04 05 27 | 1025P04 06 27 |
| 5 | 3.3 | 30 | 1025P05 00 33 | 1025P05 01 33 | | | 1025P05 04 33 | | |
| 6 | 4 | 35 | 1025P06 00 | 1025P06 01 | 1025P06 02 | 1025P06 03 | 1025P06 04 | 1025P06 05 | 1025P06 06 |
| 8 | 6 | 55 | 1025P08 00 | 1025P08 01 | 1025P08 02 | 1025P08 03 | 1025P08 04 | 1025P08 05 | 1025P08 06 |
| 10 | 7.5 | 75 | 1025P10 00 75 | 1025P10 01 75 | | | 1025P10 04 75 | | |
| | 8 | 90 | 1025P10 00 | 1025P10 01 | 1025P10 02 | 1025P10 03 | 1025P10 04 | 1025P10 05 | 1025P10 06 |
| 12 | 9 | 75 | 1025P12 00 09 | 1025P12 01 09 | | | 1025P12 04 09 | | |
| | 10 | 90 | 1025P12 00 | 1025P12 01 | | | 1025P12 04 | 1025P12 05 | |
| 14 | 11 | 100 | 1025P14 00 11 | 1025P14 01 11 | | | 1025P14 04 11 | | |
| | 12 | 100 | 1025P14 00 | 1025P14 01 | | | 1025P14 04 | | |
| 16 | 13 | 120 | 1025P16 00 13 | 1025P16 01 13 | 1025P16 02 13 | 1025P16 03 13 | 1025P16 04 13 | | |
| 18 | 14 | 130 | 1025P18 00 14 | | | | | | |

## 1100P

**Semi-Rigid Polyamide (PA) Tubing - Tubepack® 100 m**

| ØD ext. | ØD int. | R | clear | | | | | | |
|---|---|---|---|---|---|---|---|---|---|
| 3 | 1.8 | 15 | 1100P03 00 18 | | | | | | |
| 4 | 2 | 25 | 1100P04 00 | 1100P04 01 | 1100P04 02 | 1100P04 03 | 1100P04 04 | 1100P04 05 | 1100P04 06 |
| | 2.7 | 30 | 1100P04 00 27 | 1100P04 01 27 | 1100P04 02 27 | 1100P04 03 27 | 1100P04 04 27 | 1100P04 05 27 | 1100P04 06 27 |
| 5 | 3.3 | 30 | 1100P05 00 33 | | | | | | |
| 6 | 4 | 35 | 1100P06 00 | 1100P06 01 | 1100P06 02 | 1100P06 03 | 1100P06 04 | 1100P06 05 | 1100P06 06 |
| 8 | 6 | 55 | 1100P08 00 | 1100P08 01 | 1100P08 02 | 1100P08 03 | 1100P08 04 | 1100P08 05 | 1100P08 06 |
| 10 | 7.5 | 75 | 1100P10 00 75 | 1100P10 01 75 | | | 1100P10 04 75 | | |
| | 8 | 90 | 1100P10 00 | 1100P10 01 | 1100P10 02 | 1100P10 03 | 1100P10 04 | 1100P10 05 | |
| 12 | 9 | 75 | 1100P12 00 09 | 1100P12 01 09 | | | 1100P12 04 09 | | |
| | 10 | 90 | 1100P12 00 | 1100P12 01 | | | 1100P12 04 | | 1100P12 06 |
| 14 | 11 | 100 | 1100P14 00 11 | 1100P14 01 11 | | | 1100P14 04 11 | | |
| | 12 | 100 | 1100P14 00 | 1100P14 01 | | | 1100P14 04 | | |
| 16 | 13 | 120 | 1100P16 00 13 | 1100P16 01 13 | | | 1100P16 04 13 | | |

## 2005P

**Semi-Rigid Polyamide (PA) Tubing - Drum 500 m**

| ØD ext. | ØD int. | R | clear | | | | |
|---|---|---|---|---|---|---|---|
| 8 | 6 | 55 | 2005P08 00 | 2005P08 01 | 2005P08 02 | 2005P08 03 | 2005P08 04 |
| 10 | 8 | 90 | 2005P10 00 | 2005P10 01 | 2005P10 02 | 2005P10 03 | 2005P10 04 |

## 2010P

**Semi-Rigid Polyamide (PA) Tubing - Drum 1000 m**

| ØD ext. | ØD int. | R | clear | | | | | |
|---|---|---|---|---|---|---|---|---|
| 4 | 2.7 | 30 | 2010P04 00 27 | 2010P04 01 27 | 2010P04 02 27 | 2010P04 03 27 | 2010P04 04 27 | |
| 6 | 4 | 35 | 2010P06 00 | 2010P06 01 | 2010P06 02 | 2010P06 03 | 2010P06 04 | 2010P06 05 |

## 1010P..M

**Semi-Rigid Polyamide (PA) Multi-Tubing - Reel 10 m**

| ØD ext. | ØD int. | R | Number of outlets | |
|---|---|---|---|---|
| 4 | 2.7 | 35 | 4 | 1010P04 00M04 |
| | 2.7 | 45 | 7 | 1010P04 00M07 |
| 6 | 4 | 55 | 4 | 1010P06 00M04 |
| | 4 | 60 | 7 | 1010P06 00M07 |
| 8 | 6 | 45 | 2 | 1010P08 00M02 |

## 1050P..M

**Semi-Rigid Polyamide (PA) Multi-Tubing - Reel 50 m**

| ØD ext. | ØD int. | R | Number of outlets | |
|---|---|---|---|---|
| 4 | 2.7 | 20 | 2 | 1050P04 00M02 |
| | 2.7 | 35 | 4 | 1050P04 00M04 |
| | 2.7 | 45 | 7 | 1050P04 00M07 |
| | 2.7 | 55 | 12 | 1050P04 00M12 |
| 6 | 4 | 45 | 2 | 1050P06 00M02 |
| | 4 | 55 | 4 | 1050P06 00M04 |
| | 4 | 60 | 7 | 1050P06 00M07 |
| 8 | 6 | 45 | 2 | 1050P08 00M02 |

# LEGRIS ANTI-SPRAK PA TUBING



Perfectly suited for applications in harsh environments, Legris antispark PA tubing is designed with a fire-retardant PVC sheath to withstand impact, abrasion and sparks.

## Technical specifications

| | |
|---|---|
| **Material:** | **Polyamide with PVC sheath** |
| **Fluids:** | Compressed air and industrial water |
| **Working pressure:** | $10^{-2}$ millibar to 36 bar |
| **Working temperature:** | -20°C to +80°C |
| **Diameter:** | 4 to 8 mm |
| **Regulations:** | RoHS, REACH, PED, UL 94 |

Performance depends on the fluids, materials and connection used.

## Benefits

The anti-spark PA tubing offers all the advantages of the PA tubing, plus the following features:

- **Fire-retardant PVC sheath** which protects the inner PA tubing, ideal for applications exposed to sparks and flames.
- **Resistant to twisting and crushing,** perfectly suited to applications under mechanical stress.

## Recommended applications



*Robustness and resistance to welding spatter in harsh industrial environments*

## Tubing performance

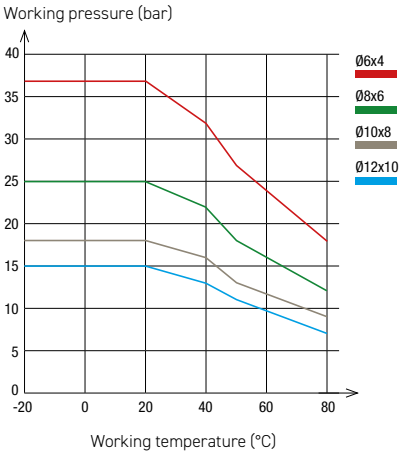


| External diameter | O.D Tolerance | Thickness of the PVC sheath |
|---|---|---|
| PVC sheath 8 to 12 mm | +0.10/-0.10 | 1mm |
| Inner tubing 6 to 10 mm | +0.05/-0.10 | |

| External diameter from the tubing | Stripping length for LF 3600 fittings (mm) |
|---|---|
| 6 mm | 18± 1 |
| 8 mm | 19± 1 |
| 10 mm | 24± 1 |

## 1025P..V

**Anti-Spark Polyamide (PA) Tubing - Tubepack® 25 m**

| ØD ext. | ØD int. | R | | |
|---|---|---|---|---|
| 6 | 4 | 25 | 1025P06V01 | 1025P06V04 |
| 8 | 6 | 30 | 1025P08V01 | 1025P08V04 |
| 10 | 8 | 55 | 1025P10V01 | 1025P10V04 |

## 1100P..V

**Anti-Spark Polyamide (PA) Tubing - Tubepack® 100 m**

| ØD ext. | ØD int. | R | | |
|---|---|---|---|---|
| 6 | 4 | 25 | | 1100P06V04 |
| 8 | 6 | 30 | 1100P08V01 | 1100P08V04 |
| 10 | 8 | 55 | 1100P10V01 | 1100P10V04 |
| 12 | 10 | 60 | 1100P12V01 | |

## 6000 71 00

**Stripping Tool for Anti-Spark Tubing**

*Technical polymer, stainless steel*



| Reference |
|---|
| 6000 71 00 |

# LEGRIS FIREPROOF PA TUBING



Designed for Flame-exposed applications, Legris flame-retardant, self-extinguishing PA tubing does not emit toxic fumes, protecting operators and the environment.

## Technical specifications

| | |
|---|---|
| **Material:** | **Polyamide with additive** |
| **Fluids:** | Compressed air |
| **Working pressure:** | $10^{-2}$ millibar to 50 bar |
| **Working temperature:** | -40°C to +100°C |
| **Diameter:** | 4 to 12 mm |
| **Regulations:** | RoHS, REACH, PED, UL 94-V0 |

Performance depends on the fluids, materials and connection used.

## Benefits

Fire-retardant PA tubing offers all the advantages of PA tubing, plus the following features:

- **Excellent resistance to sparks and flames** thanks to UL94-V0 certified self-extinguishing material.
- **No toxic fumes** protecting users and the environment.

## Recommended applications



*Fire resistant and does not release toxic gases*

## Tubing performance

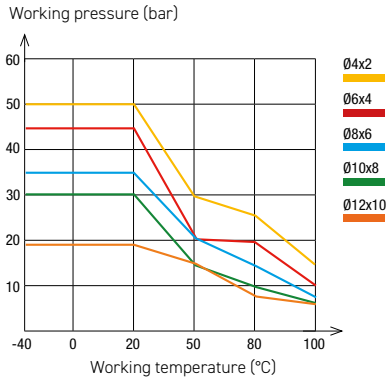


| Tube O.D | O.D Tolerance |
|---|---|
| 4 mm | +0.05/-0.08 |
| 6 to 12 mm | +0.05/-0.10 |

## 1100P..R

**Fireproof High Resistant Polyamide (PA) Tubing - Tubepack® 100 m**

| ØD ext. | ØD int. | R | White | | |
|---|---|---|---|---|---|
| 4 | 2 | 25 | 1100P04R00 | 1100P04R01 | 1100P04R04 |
| 6 | 4 | 35 | 1100P06R00 | 1100P06R01 | 1100P06R04 |
| 8 | 6 | 55 | 1100P08R00 | 1100P08R01 | 1100P08R04 |
| 10 | 8 | 90 | 1100P10R00 | 1100P10R01 | 1100P10R04 |
| 12 | 10 | 92 | 1100P12R00 | 1100P12R01 | |

*The extrusion constraints give the tube an anthracite appearance, but do not affect its performance in any way.*

# LEGRIS PE TUBING



Designed to convey water in aggressive environments, Legris PE tubing offers high chemical resistance, making it ideal for industrial water treatment and cooling applications.

## Technical specifications

| | |
|---|---|
| **Material:** | **Polyethylene** |
| **Fluids:** | Industrial and treated water (with or without glycol) |
| **Working pressure:** | $10^{-2}$ millibar to 16 bar |
| **Working temperature:** | -40°C to +100°C |
| **Diameter:** | 3 to 18 mm |
| **Regulations:** | RoHS, REACH, PED, FDA, EC N° 1935/2004 |

Performance depends on the fluids, materials and connection used.

## Benefits

- **High chemical resistance,** ideal for transferring glycol-based water coolants and water treatment.
- **FDA-certified,** it meets the requirements of the food industry.

## Tubing performance

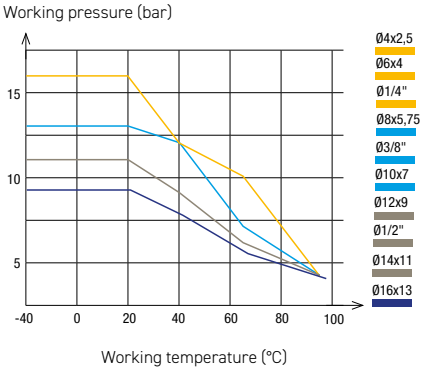


| External diameter from the tubing | O.D Tolerance |
|---|---|
| 1/4" to 1/2" | +0.10/-0.10 |
| 4 to 16 mm | +0.10/-0.10 |

## Recommended applications



*Chemical resistance to the aggressiveness of water treated in laboratories*



*Optimal compatibility for cooling laser cutting machines*

## 1015Y..F

**Advanced Polyethylene (APE) Tubing - Drum 150 m**

| ØD ext. | ØD int. | R | Clear | | | | | White |
|---|---|---|---|---|---|---|---|---|
| 6 | 4 | 32 | 1015Y06F00 | 1015Y06F01 | | | 1015Y06F04 | 1015Y06F10 |
| 8 | 5.75 | 40 | 1015Y08F00 | 1015Y08F01 | 1015Y08F02 | 1015Y08F03 | 1015Y08F04 | 1015Y08F10 |
| 10 | 7 | 40 | 1015Y10F00 | 1015Y10F01 | | 1015Y10F03 | 1015Y10F04 | 1015Y10F10 |

## 1030Y..F

**Advanced Polyethylene (APE) Tubing - Drum 300 m**

| ØD ext. | ØD int. | R | Clear | | | | White |
|---|---|---|---|---|---|---|---|
| 4 | 2.5 | 16 | 1030Y04F00 | 1030Y04F01 | | | |
| 6 | 4 | 32 | 1030Y06F00 | 1030Y06F01 | 1030Y06F03 | 1030Y06F04 | 1030Y06F10 |

## 1075Y..F

**Advanced Polyethylene (APE) Tubing - Drum (Ø12) Tubepack (Ø 16) 75 m**

| ØD ext. | ØD int. | R | Clear | | | | | White |
|---|---|---|---|---|---|---|---|---|
| 12 | 9 | 55 | 1075Y12F00 | 1075Y12F01 | 1075Y12F02 | 1075Y12F03 | 1075Y12F04 | 1075Y12F10 |
| 16 | 13 | 90 | 1075Y16F00 | | | | | |

## 1096Y..F

**Advanced Polyethylene (APE) Tubing - Drum 250 ft**

| ØD ext. | ØD int. | R | Clear | | |
|---|---|---|---|---|---|
| 1/2 | 0.375 | 1.96 | 1096Y62F00 | 1096Y62F01 | 1096Y62F04 |

## 1098Y..F

**Advanced Polyethylene (APE) Tubing - Drum 500 ft**

| ØD ext. | ØD int. | R | Clear | | |
|---|---|---|---|---|---|
| 1/4 | 0.170 | 0.78 | 1098Y56F00 | 1098Y56F01 | 1098Y56F04 |
| 3/8 | 0.250 | 1.18 | 1098Y60F00 | 1098Y60F01 | 1098Y60F04 |

## 1100Y

**Low-density Polyethylene tubing - Tubepack® 100 m**

| ØD ext. | ØD int. | R | clear |
|---|---|---|---|
| 4 | 2 | 25 | 1100Y04 00 |
| 6 | 4 | 35 | 1100Y06 00 |
| 8 | 6 | 55 | 1100Y08 00 |
| 10 | 8 | 80 | 1100Y10 00 |
| 12 | 9 | 65 | 1100Y12 00 |
| 14 | 11 | 80 | 1100Y14 00 |

# LEGRIS FEP TUBING



Legris FEP tubing combines high chemical and thermal resistance, enabling its use in demanding industrial applications and corrosive environments.

## Technical specifications

| | |
|---|---|
| **Material:** | **Fluorinated ethylene propylene** |
| **Fluids:** | Air, industrial water and treated water (with or without glycol) |
| **Working pressure:** | 0 to 28 bar |
| **Working temperature:** | -40°C to +150°C |
| **Diameter:** | 4 to 12 mm |
| **Regulations:** | RoHS, REACH, PED, EC N° 1935/2004, FDA, UL94 V0 |

Performance depends on the fluids, materials and connection used.

## Benefits

Chemical properties of Legris fluorinated ethylene propylene:

- **Tubing perfectly suited** for transferring industrial cooling water based on treated water and particularly aggressive glycol.
- **Tubing resistant** to corrosive environments in the presence of chemical agents and solvents.
- **Excellent mechanical performance** in very high temperature applications.
- **UL94-V0-certified**, the FEP tubing is fire-resistant and thus protects installations from fire hazards.

## Recommended applications



*Compatible tubing for cooling renewable energy frequency converters*



*Mechanical performance and chemical resistance at high temperatures in the food industry*

### Tubing performance

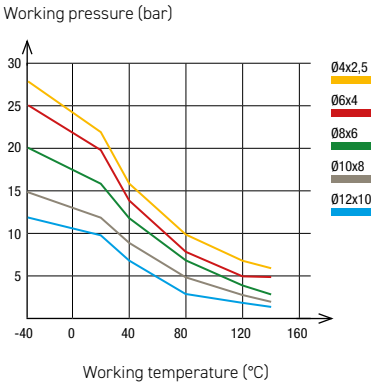


| Tube O.D | O.D Tolerance |
|---|---|
| 4 mm | +0.05/-0.05 |
| 6 to 10 mm | +0.07/-0.07 |
| 12 mm | +0.10/-0.10 |

## 1005T

### Fluoropolymer (FEP) Tubing - Tubepack® 5 m

| ØD ext. | ØD int. | R | Clear |
|---|---|---|---|
| 4 | 2.5 | 20 | 1005T04 00 25 |
| 6 | 4 | 50 | 1005T06 00 |
| 8 | 6 | 70 | 1005T08 00 |
| 10 | 8 | 120 | 1005T10 00 |
| 12 | 10 | 180 | 1005T12 00 |

## 1025T

### Fluoropolymer (FEP) Tubing - Tubepack® 25 m

| ØD ext. | ØD int. | R | Clear |
|---|---|---|---|
| 4 | 2.5 | 20 | 1025T04 00 25 |
| 6 | 4 | 50 | 1025T06 00 |
| 8 | 6 | 70 | 1025T08 00 |
| 10 | 8 | 120 | 1025T10 00 |
| 12 | 10 | 180 | 1025T12 00 |

## 1050T

### Fluoropolymer (FEP) Tubing - Tubepack® 50 m

| ØD ext. | ØD int. | R | Clear |
|---|---|---|---|
| 4 | 2.5 | 20 | 1050T04 00 25 |
| 6 | 4 | 50 | 1050T06 00 |
| 8 | 6 | 70 | 1050T08 00 |

## 1100T

### Fluoropolymer (FEP) Tubing - Tubepack® 100 m

| ØD ext. | ØD int. | R | Clear |
|---|---|---|---|
| 4 | 2.5 | 20 | 1100T04 00 25 |
| 6 | 4 | 50 | 1100T06 00 |
| 8 | 6 | 70 | 1100T08 00 |

# LEGRIS PFA TUBING



PFA tubing, the highest-performance product in the Legris range, excels in harsh environments thanks to its exceptional resistance to temperature and chemicals, making it ideal for demanding applications such as the chemical and semiconductor industries.

## Technical specifications

| | |
|---|---|
| **Material:** | **Perfluoroalkoxy** |
| **Fluids:** | Compressed air, industrial water and treated water (with or without glycol) |
| **Working pressure:** | 0 to 33 bar |
| **Working temperature:** | -40°C to +150°C |
| **Diameter:** | 4 to 12 mm |
| **Regulations:** | RoHS, REACH, PED, UL94 V0, clear version: FDA and EC N° 1935/2004 |

Performance depends on the fluids, materials and connection used.

## Benefits

PFA tubing offers all the advantages of FEP tubing, plus the following characteristics:

- **Superior chemical resistance** allowing it to be used in contact with highly corrosive fluids in the food, pharmaceutical and chemical industries.
- **Superior pressure resistance** at very high temperatures for demanding industrial applications.
- **Also available in an antistatic version** eliminating the risk of electrostatic discharge for applications in electronics or chemistry to reduce the risk of sparks.

## Recommended applications



*Resistance in a corrosive chemical environment*



*Antistatic properties meeting the requirements of the semiconductor industry*

## Tubing performance

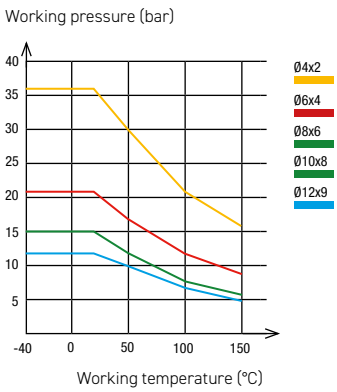


| Tube O.D | O.D Tolerance |
|---|---|
| 4 to 8 mm | +0.10/-0.10 |
| 10 to 12 mm | +0.15/-0.15 |

## 1050T..P

**Fluoropolymer (PFA) Tubing - Tubepack® 50 m**

| ØD ext. | ØD int. | R | Clear | Crystal | Crystal | Crystal |
|---|---|---|---|---|---|---|
| 4 | 2 | 25 | 1050T04P00 | 1050T04P12 | 1050T04P13 | 1050T04P14 |
| 6 | 4 | 40 | 1050T06P00 | 1050T06P12 | 1050T06P13 | 1050T06P14 |
| 8 | 6 | 60 | 1050T08P00 | 1050T08P12 | 1050T08P13 | 1050T08P14 |
| 10 | 8 | 95 | 1050T10P00 | | | 1050T10P14 |
| 12 | 9 | 145 | 1050T12P00 | | 1050T12P13 | 1050T12P14 |

## 1100T..P

**Fluoropolymer (PFA) Tubing - Tubepack® 100 m**

| ØD ext. | ØD int. | R | Clear |
|---|---|---|---|
| 6 | 4 | 40 | 1100T06P00 |
| 8 | 6 | 60 | 1100T08P00 |

## 1010T..A

**Fluoropolymer (PFA) Tubing - Tubepack® 10 m**

| ØD ext. | ØD int. | R | |
|---|---|---|---|
| 4 | 2 | 25 | 1010T04A01 |
| 6 | 4 | 40 | 1010T06A01 |
| 8 | 6 | 60 | 1010T08A01 |
| 10 | 8 | 95 | 1010T10A01 |

# LEGRIS RECOILED TUBING



The recoiled tubing retains its shape over time, even after repeated use, providing an alternative to hose reels while delivering significant space savings and ease of use.

## Technical specifications

| | Material: | PU ester | PA |
|---|---|---|---|
| | Fluids: | Compressed air | Compressed air |
| | Working pressure: | 0 to 10 bar | $10^{-2}$ millibar to 20 bar |
| | Working temperature: | -20°C to +70°C | -20°C to +80°C |
| | Diameter: | 4 to 12 mm | 4 to 6 mm |
| | Regulations: | RoHS, REACH, PED | |

Performance depends on the fluids, materials and connection used.

## Benefits

- **Available with several types of connections,** this tubing is suitable for all types of installation.
- **The PU**, with a reduced coil diameter, offers a **compact solution** ideal for confined spaces.
- **PA guarantees excellent chemical and thermal resistance**, perfectly suited to the most demanding environments.

## Recommended applications



*Simplified use with an blowgun for a tidy workstation*

### PU recoiled tubing performance

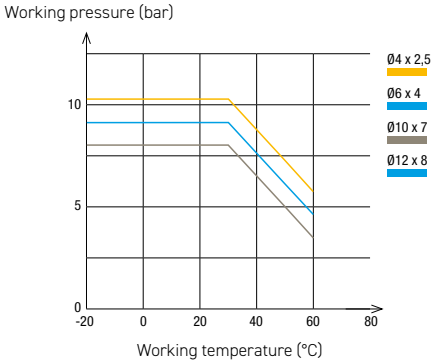


| Tube O.D | Pass diameter | O.D Tolerance |
|---|---|---|
| 8 mm | 2.5 to 5.5 mm | +0.10/-0.10 |
| 10 to 12 mm | 7 to 8 mm | +0.15/-0.15 |

### PA recoiled tubing performance

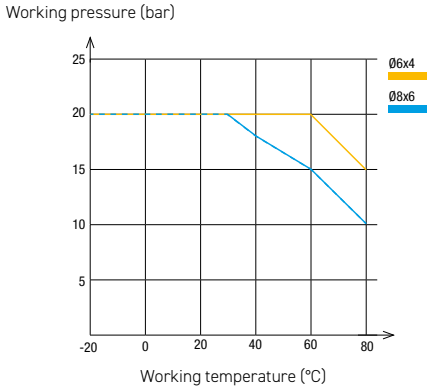


| Tube O.D | Pass diameter | O.D Tolerance |
|---|---|---|
| 6 mm | 4 mm | +0.05/-0.10 |
| 8 mm | 6 mm | +0.05/-0.10 |

## 1470U

### Polyurethane (PU) Ester Recoil Tubing 2m, Male BSPT Fitting

| ØD ext. | ØD int. | C | | | | Closed overall length | Coil Ø |
|---|---|---|---|---|---|---|---|
| 4 | 2.5 | R1/8 | 1470U04 03 10 | 1470U04 04 10 | 1470U04 05 10 | 595 | 24 |
| 6 | 4 | R1/4 | 1470U06 03 13 | 1470U06 04 13 | 1470U06 05 13 | 630 | 32 |
| 8 | 5 | R1/4 | 1470U08 03 13 | 1470U08 04 13 | 1470U08 05 13 | 780 | 45 |
| 10 | 7 | R1/4 | | 1470U10 04 13 | 1470U10 05 13 | 780 | 65 |
| 12 | 8 | R3/8 | 1470U12 03 17 | 1470U12 04 17 | 1470U12 05 17 | 780 | 75 |

*Length of long straight section, O.D. < 8 mm: 300 mm Length of long straight section, O.D. ⩾ 8 mm: 500 mm*
*Length of short straight section, for all O.D.: 100 mm*

## 1471U

### Polyurethane (PU) Ester Recoil Tubing 4m, Male BSPT Fitting

| ØD ext. | ØD int. | C | | | | Closed overall length | Coil Ø |
|---|---|---|---|---|---|---|---|
| 4 | 2.5 | R1/8 | | 1471U04 04 10 | | 785 | 24 |
| 6 | 4 | R1/4 | 1471U06 03 13 | 1471U06 04 13 | 1471U06 05 13 | 850 | 32 |
| 8 | 5 | R1/4 | 1471U08 03 13 | 1471U08 04 13 | 1471U08 05 13 | 1000 | 45 |
| 10 | 7 | R1/4 | 1471U10 03 13 | 1471U10 04 13 | 1471U10 05 13 | 1000 | 65 |
| 12 | 8 | R3/8 | 1471U12 03 17 | 1471U12 04 17 | 1471U12 05 17 | 1140 | 75 |

*Length of long straight section, O.D. < 8 mm: 300 mm Length of long straight section, O.D. ⩾ 8 mm: 500 mm*
*Length of short straight section, for all O.D.: 100 mm*

## 1472U

### Polyurethane (PU) Ester Recoil Tubing 6m, Male BSPT Fitting

| ØD ext. | ØD int. | C | | | | Closed overall length | Coil Ø |
|---|---|---|---|---|---|---|---|
| 8 | 5 | R1/4 | 1472U08 03 13 | 1472U08 04 13 | 1472U08 05 13 | 1230 | 45 |
| 10 | 7 | R1/4 | | 1472U10 04 13 | 1472U10 05 13 | 1140 | 65 |
| 12 | 8 | R3/8 | 1472U12 03 17 | 1472U12 04 17 | 1472U12 05 17 | 1190 | 75 |

*Length of long straight section, O.D. < 8 mm: 300 mm Length of long straight section, O.D. ⩾ 8 mm: 500 mm*
*Length of short straight section, for all O.D.: 100 mm*

## 1470P

### Polyamide (PA) Recoil Tubing 2 m, Male BSPT Fitting

| ØD ext. | ØD int. | C | | | Closed overall length | Coil Ø |
|---|---|---|---|---|---|---|
| 6 | 4 | R1/4 | 1470P06 04 13 | 1470P06 07 13 | 320 | 60 |
| 8 | 6 | R1/4 | 1470P08 04 13 | 1470P08 07 13 | 360 | 70 |

*Short end length: 100 mm*
*Long end length: 300 mm*

## 1471P

### Polyamide (PA) Recoil Tubing 4 m, Male BSPT Fitting

| ØD ext. | ØD int. | C | | | Closed overall length | Coil Ø |
|---|---|---|---|---|---|---|
| 6 | 4 | R1/4 | 1471P06 04 13 | 1471P06 07 13 | 440 | 60 |
| 8 | 6 | R1/4 | 1471P08 04 13 | 1471P08 07 13 | 520 | 70 |

*Short end length: 100 mm*
*Long end length: 300 mm*

## 1472P

### Polyamide (PA) Recoil Tubing 6 m, Male BSPT Fitting

| ØD ext. | ØD int. | C | | | Closed overall length | Coil Ø |
|---|---|---|---|---|---|---|
| 6 | 4 | R1/4 | 1472P06 04 13 | | 560 | 60 |
| 8 | 6 | R1/4 | 1472P08 04 13 | 1472P08 07 13 | 680 | 70 |

*Short end length: 100 mm*
*Long end length: 300 mm*

## SP../050

### Polyamide (PA) Coiled Hoses - 5 m

| ØD ext. | ØD int. | C | With swivel fitting and protective spring | With coupling and Series 26 plug | Coil Ø |
|---|---|---|---|---|---|
| 7.9 | 6.3 | R1/4 | SP08/050/DV | SP08/050/K+S | 75 |
| 9.5 | 7.9 | R1/4 | SP10/050/DV | SP10/050/K+S | 115 |
| 11.8 | 9.5 | R3/8 | SP12/050/DV | SP12/050/K+S | 140 |
| 15.8 | 12.7 | R1/2 | SP16/050/DV | | 220 |

## SP../075

### Polyamide (PA) Coiled Hoses - 7.5 m

| ØD ext. | ØD int. | C | With swivel fitting and protective spring | With coupling and Series 26 plug | Coil Ø |
|---|---|---|---|---|---|
| 7.9 | 6.3 | R1/4 | SP08/075/DV | SP08/075/K+S | 75 |
| 9.5 | 7.9 | R1/4 | SP10/075/DV | SP10/075/K+S | 115 |
| 11.8 | 9.5 | R3/8 | SP12/075/DV | SP12/075/K+S | 140 |
| 15.8 | 12.7 | R1/2 | SP16/075/DV | | 220 |

## SP../100

### Polyamide (PA) Coiled Hoses - 10 m

| ØD ext. | ØD int. | C | With swivel fitting and protective spring | With coupling and Series 26 plug | Coil Ø |
|---|---|---|---|---|---|
| 7.9 | 6.3 | R1/4 | SP08/100/DV | SP08/100/K+S | 75 |
| 9.5 | 7.9 | R1/4 | SP10/100/DV | SP10/100/K+S | 115 |
| 11.8 | 9.5 | R3/8 | SP12/100/DV | SP12/100/K+S | 140 |
| 15.8 | 12.7 | R1/2 | SP16/100/DV | | 220 |

## SP../150

### Polyamide (PA) Coiled Hoses - 15 m

| ØD ext. | ØD int. | C | With swivel fitting and protective spring | With coupling and Series 26 plug | Coil Ø |
|---|---|---|---|---|---|
| 7.9 | 6.3 | R1/4 | SP08/150/DV | SP08/150/K+S | 75 |
| 9.5 | 7.9 | R1/4 | SP10/150/DV | SP10/150/K+S | 115 |
| 11.8 | 9.5 | R3/8 | SP12/150/DV | SP12/150/K+S | 140 |
| 15.8 | 12.7 | R1/2 | SP16/150/DV | | 220 |

# LEGRIS BRAIDED HOSE





For customers seeking a hose compatible with hose barb connectors in standard environments, Legris PVC hose is lightweight, flexible and highly resistant to mechanical stress.

## Technical specifications

| | Translucent PVC<br>Technical PVC with polyester braiding | Blue PVC<br>Technical PVC with polyester braiding |
|---|---|---|
| **Material:** | | |
| **Fluids:** | Compressed air, industrial water | Compressed air |
| **Working pressure:** | 0 to 15 bar | 0 to 15 bar |
| **Working temperature:** | -20°C to +70°C | -20°C to +60°C |
| **Diameter:** | 8 to 26 mm | 14.5 to 26.5 mm |
| **Regulations:** | RoHS, REACH, PED, EC N° 1935/2004 | RoHS, REACH, PED |

Performance depends on the fluids, materials and connection used.

## Benefits

- **Three-layer flexible PVC hose reinforced with braided polyester fibres,** offering high mechanical strength and excellent durability.
- **Compatibility with hose barb connectors and Hose barbed couplers,** enabling connections with Legris fittings and Rectus fittings.
- **Translucent PVC version certified to EC Regulation N° 1935/2004** to meet the food industry requirements.

## Recommended applications



*Flexible hoses resistant to the movements of gripping robots*

## PVC Hose performance

**Translucent PVC**

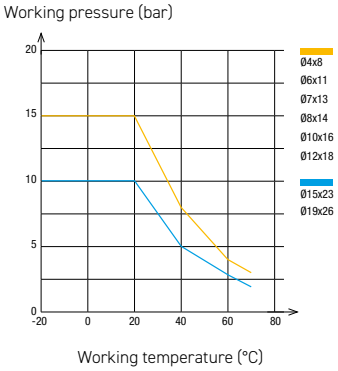


| Ø Hose type | Hose I.D | Hose I.D. Tolerance |
|---|---|---|
| Translucent PVC | 4 to 6 mm<br>7 to 12 mm<br>15 to 19 mm | +0.5/-0.5<br>+0.6/-0.6<br>+0.8/-0.8 |
| Blue PVC | 6.3 mm<br>9 mm<br>12.7 mm | +0.3/-0.3<br>+0.5/-0.5<br>+0.6/-0.6 |

## 1025V

**Food-Grade Braided PVC Hose - Reel 25 m**

| ØD ext. | ØD int. | R | Clear |
|---|---|---|---|
| 8 | 4 | 10 | 1025V08 00 04 |
| 11 | 6 | 12 | 1025V11 00 06 |
| 13 | 7 | 14 | 1025V13 00 07 |
| 14 | 8 | 16 | 1025V14 00 08 |
| 16 | 10 | 25 | 1025V16 00 10 |
| 18 | 12 | 30 | 1025V18 00 12 |
| 23 | 15 | 40 | 1025V23 00 15 |
| 26 | 19 | 60 | 1025V26 00 19 |

## 1050V

**Food-Grade Braided PVC Hose - Reel 50 m**

| ØD ext. | ØD int. | R | Clear |
|---|---|---|---|
| 11 | 6 | 12 | 1050V11 00 06 |
| 14 | 8 | 16 | 1050V14 00 08 |
| 16 | 10 | 25 | 1050V16 00 10 |
| 18 | 12 | 30 | 1050V18 00 12 |
| 23 | 15 | 40 | 1050V23 00 15 |
| 26 | 19 | 60 | 1050V26 00 19 |

## 1025V..C

**Industrial-Grade Braided PVC Hose - Reel 25 m**

| ØD ext. | ØD int. | R | |
|---|---|---|---|
| 14 | 9 | 63 | 1025V14C04 09 |
| 16 | 10 | 70 | 1025V16C04 10 |
| 19 | 12.7 | 89 | 1025V19C04 13 |
| 23 | 16 | 112 | 1025V23C04 16 |
| 27 | 19 | 145 | 1025V27C04 19 |

# LEGRIS SELF-FASTENING HOSE



Designed for harsh environments, particularly in automotive processes, Legris self-fastening hose combines optimal mechanical and chemical resistance with simplified installation thanks to Legris hose barb connectors.

## Technical specifications

| | |
|---|---|
| **Material:** | **Nitrile butadiene with polyamide braiding** |
| **Fluids:** | Compressed air, treated water (with or without glycol) |
| **Working pressure:** | 0 to 16 bar |
| **Working temperature:** | -20°C to +100°C |
| **Diameter:** | 6 to 20 mm |
| **Regulations:** | RoHS, REACH, PED |

Performance depends on the fluids, materials and connection used.

## Benefits

- **Optimal balance** between low insertion force and excellent pull-out resistance, facilitating assembly while ensuring high pressure resistance.
- **Extruded tubing** continuous along its entire length, without seals, ensuring consistent dimensions and flow rate.
- **Resistant** to repeated bending, flames, sparks and UV rays, perfectly suited to demanding and aggressive environments.

## Recommended applications



*Automotive fitting application*

## Tubing performance

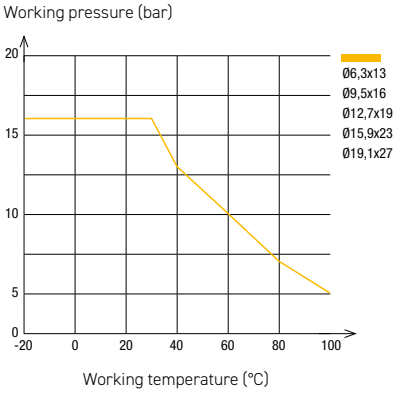


| DN mm | Tube I.D | I.D Tolerance |
|---|---|---|
| 6 | 6.3 mm | +0.4/-0.4 |
| 8 | 9.5 mm | +0.5/-0.5 |
| 12<br>16<br>20 | 12.7 mm<br>15.9 mm<br>19.1 mm | +0.6/-0.6 |

## 1040H

**Braided Self-Fastening NBR Hose - Drum 40 m**

| DN | ØD ext. | ØD int. | R | | | | |
|---|---|---|---|---|---|---|---|
| 6 | 13 | 6.3 | 60 | 1040H56 01 | 1040H56 02 | 1040H56 03 | 1040H56 04 |
| 8 | 16 | 9.5 | 70 | 1040H60 01 | 1040H60 02 | 1040H60 03 | 1040H60 04 |
| 12 | 19 | 12.7 | 120 | 1040H62 01 | 1040H62 02 | 1040H62 03 | 1040H62 04 |
| 16 | 23 | 15.9 | 140 | 1040H66 01 | 1040H66 02 | 1040H66 03 | 1040H66 04 |
| 20 | 27 | 19.1 | 170 | 1040H69 01 | 1040H69 02 | 1040H69 03 | 1040H69 04 |

## 1080H

**Braided Self-Fastening NBR Hose - Drum 80 m**

| DN | ØD ext. | ØD int. | R | | | | |
|---|---|---|---|---|---|---|---|
| 16 | 23 | 15.9 | 140 | 1080H66 01 | 1080H66 02 | 1080H66 03 | 1080H66 04 |
| 20 | 27 | 19.1 | 170 | 1080H69 01 | 1080H69 02 | 1080H69 03 | 1080H69 04 |

## 1100H

**Braided Self-Fastening NBR Hose - Drum 100 m**

| DN | ØD ext. | ØD int. | R | | | | |
|---|---|---|---|---|---|---|---|
| 6 | 13 | 6.3 | 60 | | 1100H56 02 | 1100H56 03 | 1100H56 04 |
| 8 | 16 | 9.5 | 70 | 1100H60 01 | 1100H60 02 | 1100H60 03 | 1100H60 04 |
| 12 | 19 | 12.7 | 120 | 1100H62 01 | 1100H62 02 | 1100H62 03 | 1100H62 04 |

## Related Products

### 0132

**Self-Fastening Barb Connector for Brass Compression Fitting**



### 0133..39

**Self-Fastening Barb Connector with Bi-Material Seal, Male BSPP Thread**



### 0134

**Self-Fastening Barb Connector, Male BSPT Thread**



Find the sockets in the Connection Accessories section on page 316.

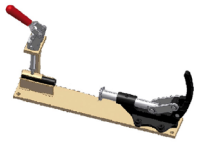

**Recommended assembly tool: Parker 611050HV - Page 311**

# 07

## ESSENTIAL SUPPLEMENTS

Designed to meet all your connection needs, the Legris and Rectus range of accessories covers the entire circuit — from adapters to blowguns — for easy-to-assemble installations.

## RELIABLE SOLUTIONS

Manufactured to the same quality standards as Legris fittings and Rectus couplers, the wide range of connection accessories guarantees the reliability and performance of installations, regardless of space constraints and environments.

## WIDE AVAILABILITY

Versatile accessories available in various materials and shapes, readily sourced through our distributors for numerous uses.






# CONNECTION ACCESSORIES

# PRODUCTS OFFER

| RANGE OF ACCESSORIES | | Fluids | Materials (body/seal) | Maximum operating pressure (bar) | Temperature Min. | Temperature Max. | PAGE |
|---|---|---|---|---|---|---|---|
| ADAPTERS |  | Compressed air | Brass | 200 | -40°C | +150°C | 294 |
| |  | Compressed air and industrial water | Nickel-plated brass | 60 | -10°C | +80°C | 298 |
| |  | Compressed air and industrial water | Stainless steel | 200 | -20°C | +180°C | 301 |
| PLUGS |  | Compressed air | Brass | 200 | -60°C | +180°C | 304 |
| |  | Compressed air and industrial water | Nickel-plated brass | | | | 306 |
| |  | Compressed air and industrial water | Steel | | | | 306 |
| MANIFOLDS |  | Compressed air | Brass | 20 | -10°C | +80°C | 308 |
| |  | Compressed air | Aluminium | | | | 309 |
| ACCESSORIES RANGE | for the fittings  | Compressed air | The specifications of the accessories are linked to each range. | | | | 310 |
| | for the couplers  | Compressed air and industrial water | | | | | 311 |
| | for the tubes  | Compressed air | | | | | 312 |
| | for the valves  | Compressed air and industrial water | | | | | 316 |
| BLOWGUNS | Premium  | Compressed air | Technical polymer/NBR/ nickel-plated brass | 10 | -20°C | +80°C | 318 |
| | energy-saving  | | Technical polymer/NBR/ nickel-plated brass | 10 | -20°C | +80°C | 320 |
| | Safety  | | Technical polymer/NBR/ nickel-plated brass | 10 | -20°C | +80°C | 321 |
| | Standard  | | Technical polymer/NBR/ aluminium | 10 | -20°C | +80°C | 323 |
| WATER PISTOLS AND WORKSHOP BLOWGUNS |  | Industrial water oils and lubricants | Treated zamak, nickel-plated brass/NBR | 20 | -20°C | +100°C | 324 |

# WHAT TYPE OF FLUID DO YOU WISH TO CONVEY?

Parker offers ranges dedicated to **compressed air and neutral gases**.

Parker presents ranges specifically designed for **water**, including:

- *Industrial water (tap water)*
- *Treated water (deionised, pure and demineralised)*

*All our solutions are compatible with glycol mixtures.*

Parker offers ranges for **oils and lubricants**.

# LEGRIS RECTUS ADAPTERS



Legris Rectus adapters effectively complement installations equipped with Legris fittings and Rectus couplers, in standard, aggressive or corrosive environments. With a wide range of shapes, they allow for a variety of connection configurations.

## Technical specifications

| | Materials: | Brass | Nickel-plated brass | Stainless steel |
|---|---|---|---|---|
| | Fluids: | Compressed air | Compressed air | Air/industrial water and treated water |
| | Operating pressure: | 200 bar | 60 bar | 200 bar |
| | Operating temperature: | -40°C to +150°C | -10°C to +80°C | - 40°C to +180°C |
| | Connection: | G1/8 to G3/4<br>R1/8 to R1 ¼<br>NPTF 1/8 to NPTF 3/4 | M5x0.8<br>R1/8 to R ½ | G1/8 to G1<br>R1/8 to R1<br>¼ NPT to ½ NPT |

Performance depends on the fluids, materials and tube used.

## Benefits

- **Wide range of products:** thanks to the wide choice of adapter configurations, users are sure to find the right product for their specific needs, whether for connections, transitions or adaptations.
- **Robustness:** Legris Rectus adapters are manufactured from **high-quality** forged materials, guaranteeing excellent mechanical strength and corrosion resistance.

## 0143
### Equal Threaded Elbow, Female BSPP Thread

*Brass*



*Scan for more dimensions*

| C | References |
|---|---|
| G1/8 | 0143 10 10 |
| G1/4 | 0143 13 13 |
| G3/8 | 0143 17 17 |
| G1/2 | 0143 21 21 |
| G3/4 | 0143 27 27 |

## 0144
### Equal Stud Elbow, Male BSPT/Female BSPP Thread

*Brass*




*Scan for more dimensions*

| C1 | C2 | References |
|---|---|---|
| R1/8 | G1/8 | 0144 10 10 |
| R1/4 | G1/4 | 0144 13 13 |
| R3/8 | G3/8 | 0144 17 17 |
| R1/2 | G1/2 | 0144 21 21 |
| R3/4 | G3/4 | 0144 27 27 |

## 0152
### Equal Elbow, Male BSPT Thread

*Brass*



*Scan for more dimensions*

| C | References |
|---|---|
| R1/8 | 0152 10 10 |
| R1/4 | 0152 13 13 |
| R3/8 | 0152 17 17 |
| R1/2 | 0152 21 21 |
| R3/4 | 0152 27 27 |

## 0145
### Equal Tee, Female BSPP Thread

*Brass*



*Scan for more dimensions*

| C | References |
|---|---|
| G1/8 | 0145 10 10 |
| G1/4 | 0145 13 13 |
| G3/8 | 0145 17 17 |
| G1/2 | 0145 21 21 |
| G3/4 | 0145 27 27 |

## 0158
### Stud Branch Tee, Male BSPT/Female BSPP Thread

*Brass*




*Scan for more dimensions*

| C1 | C2 | References |
|---|---|---|
| R1/8 | G1/8 | 0158 10 10 |
| R1/4 | G1/4 | 0158 13 13 |
| R3/8 | G3/8 | 0158 17 17 |
| R1/2 | G1/2 | 0158 21 21 |
| R3/4 | G3/4 | 0158 27 27 |

## ZO
### 2 Way Manifold

*Brass*



*Scan for more dimensions*

| A | References |
|---|---|
| G3/8 i. | ZO17 |
| G1/2 i. | ZO21 |

## DO
### 3 Way Manifold

*Brass*



*Scan for more dimensions*

| A | References |
|---|---|
| G3/8 i. | DO17 |
| G1/2 i. | DO21 |

## YA
### Female Y with one Male Thread

*Brass*



*Scan for more dimensions*

| A | References |
|---|---|
| R1/8 o. / G1/8 i. | YA10 |
| R1/4 o., G1/4 i. | YA13 |
| R3/8 o., G3/8 i. | YA17 |
| R1/2 o., G1/2 i. | YA21 |

2x Female Thread / 1x Male Thread con.

## YI
### Female Y

*Brass*



*Scan for more dimensions*

| A | References |
|---|---|
| G1/8 | YI10 |
| G1/4 | YI13 |
| G3/8 | YI17 |
| G1/2 | YI21 |

3x Female Thread

## 0117

### Equal Bulkhead Coupling, Female BSPP and Metric Thread

*Brass*



*Scan for more dimensions*

| C | References |
|---|---|
| M5x0.8 | 0117 00 19 |
| G1/8 | 0117 00 10 |
| G1/4 | 0117 00 13 |
| G3/8 | 0117 00 17 |
| G1/2 | 0117 00 21 |
| G3/4 | 0117 00 27 |
| G1 | 0117 00 34 |
| G1 1/4 | 0117 00 42 |
| G1 1/2 | 0117 00 49 |

Delivered with not assembled nuts

## RL

### Reducing Bush, long

*Brass*

C2  C1

*Scan for more dimensions*

| C1 | C2 | References |
|---|---|---|
| M5 | M5 | RL05/05 |
| G1/8 | M5 | RL05/10 |
| G1/8 | G1/8 | RL10/10* |
| G1/8 | G1/4 | RL10/13* |
| G1/4 | G1/8 | RL13/10* |
| G1/4 | G1/4 | RL13/13* |
| G1/4 | G3/8 | RL13/17* |
| G3/8 | G1/2 | RL17/13* |
| G3/8 | G3/8 | RL17/17* |
| G3/8 | G1/2 | RL17/21* |
| G1/2 | G3/8 | RL21/17* |
| G1/2 | G1/2 | RL21/21* |
| G1/2 | G1/4 | RL21/26* |

* Inner Cone 45°
C1: Male Thread C2: Female Thread

## 0163

### Unequal Reducer, Male BSPT/Female BSPP Thread

*Brass*

C1  C2

*Scan for more dimensions*

| C1 | C2 | References |
|---|---|---|
| R1/4 | G1/8 | 0163 13 10 |
| R3/8 | G1/8 | 0163 17 10 |
| R3/8 | G1/4 | 0163 17 13 |
| R1/2 | G1/8 | 0163 21 10 |
| R1/2 | G1/4 | 0163 21 13 |
| R1/2 | G3/8 | 0163 21 17 |
| R3/4 | G1/4 | 0163 27 13 |
| R3/4 | G3/8 | 0163 27 17 |
| R3/4 | G1/2 | 0163 27 21 |
| R1 | G3/4 | 0163 34 27 |

## 207ACBH

### Bulkhead Union, Female NPTF Thread

*Brass*



*Scan for more dimensions*

| C | References |
|---|---|
| NPTF1/8 | 207ACBH-2 |
| NPTF1/4 | 207ACBH-4 |
| NPTF3/8 | 207ACBH-6 |
| NPTF1/2 | 207ACBH-8 |

* F and F1 in Inch dimensions

## 0164

### Adaptor, Male NPT/Female BSPP Thread

*Brass*

C1  C2

*Scan for more dimensions*

| C1 | C2 | References |
|---|---|---|
| NPT1/8 | G1/8 | 0164 11 10 |
| NPT1/4 | G1/4 | 0164 14 13 |
| NPT3/8 | G3/8 | 0164 18 17 |
| NPT1/2 | G1/2 | 0164 22 21 |
| NPT3/4 | G3/4 | 0164 28 27 |

Adaptor for female socket of quick-acting mould couplers

## 0168

### Reducer, Male BSPP/Female BSPP and Metric Thread

*Brass, technical polymer*

C1  C2

*Scan for more dimensions*

| C1 | C2 | References |
|---|---|---|
| G1/8 | M5x0.8 | 0168 10 19 |
| G1/4 | M5x0.8 | 0168 13 19 |
| G1/4 | G1/8 | 0168 13 10 |
| G3/8 | G1/8 | 0168 17 10 |
| G3/8 | G1/4 | 0168 17 13 |
| G1/2 | G1/8 | 0168 21 10 |
| G1/2 | G1/4 | 0168 21 13 |
| G1/2 | G3/8 | 0168 21 17 |
| G3/4 | G1/4 | 0168 27 13 |
| G3/4 | G3/8 | 0168 27 17 |
| G3/4 | G1/2 | 0168 27 21 |

With fitted captive seal

## 0155

### Equal Connector, Female BSPP Thread

*Brass*



*Scan for more dimensions*

| C | C1 | References |
|---|---|---|
| G1/8 | | 0155 10 10 |
| G1/4 | G1/8 | 0155 10 13 |
| G1/4 | | 0155 13 13 |
| G3/8 | | 0155 17 17 |
| G1/2 | | 0155 21 21 |
| G3/4 | | 0155 27 27 |
| G1 | | 0155 34 34 |

## 0167

### Adaptor, Male BSPT/Female NPT Thread

*Brass*

C1  C2

*Scan for more dimensions*

| C1 | C2 | References |
|---|---|---|
| R1/8 | NPT1/8 | 0167 10 11 |
| R1/4 | NPT1/4 | 0167 13 14 |
| R3/8 | NPT3/8 | 0167 17 18 |
| R1/2 | NPT1/2 | 0167 21 22 |
| R3/4 | NPT3/4 | 0167 27 28 |

Adaptor for female socket of quick-acting mould couplers

## 209P

### Reducer, Male/Female NPTF Thread

*Brass*




*Scan for more dimensions*

| C | C1 | References |
|---|---|---|
| NPTF1/4 | NPTF1/8 | 209P-4-2 |
| NPTF3/8 | NPTF1/8 | 209P-6-2 |
| NPTF3/8 | NPTF1/4 | 209P-6-4 |
| NPTF1/2 | NPTF1/8 | 209P-8-2 |
| NPTF1/2 | NPTF1/4 | 209P-8-4 |
| NPTF1/2 | NPTF3/8 | 209P-8-6 |
| NPTF3/4 | NPTF1/4 | 209P-12-4 |
| NPTF3/4 | NPTF3/8 | 209P-12-6 |
| NPTF3/4 | NPTF1/2 | 209P-12-8 |

* F in Inch dimensions

## 0169

### Increaser, Male/Female BSPP Thread

*Brass, technical polymer*




*Scan for more dimensions*

| C1 | C2 | References |
|---|---|---|
| G1/8 | G1/4 | 0169 10 13 |
| G1/8 | G3/8 | 0169 10 17 |
| G1/4 | G3/8 | 0169 13 17 |
| G1/4 | G1/2 | 0169 13 21 |
| G3/8 | G1/2 | 0169 17 21 |
| G3/8 | G3/4 | 0169 17 27 |
| G1/2 | G3/4 | 0169 21 27 |

With fitted captive seal

## FG43

### Increaser, Female BSPP/Male BSPT Thread

*Brass*




*Scan for more dimensions*

| C | C1 | References |
|---|---|---|
| R1/8 | G1/4 | 1/4X1/8FG43B |
| R1/8 | G3/8 | 3/8X1/8FG43B |
| R1/4 | G3/8 | 3/8X1/4FG43B |
| R1/2 | G3/4 | 3/4X1/2FG43B |

## 0121

### Equal/Unequal Straight Male Adaptor, Male BSPT Thread

*Brass*



*Scan for more dimensions*

| C1 | C2 | References |
|---|---|---|
| R1/8 | R1/8 | 0121 10 10 |
| R1/4 | R1/8 | 0121 13 10 |
| R1/4 | R1/4 | 0121 13 13 |
| R3/8 | R1/8 | 0121 17 10 |
| R3/8 | R1/4 | 0121 17 13 |
| R3/8 | R3/8 | 0121 17 17 |
| R1/2 | R1/8 | 0121 21 10 |
| R1/2 | R1/4 | 0121 21 13 |
| R1/2 | R3/8 | 0121 21 17 |
| R1/2 | R1/2 | 0121 21 21 |
| R3/4 | R1/4 | 0121 27 13 |
| R3/4 | R3/8 | 0121 27 17 |
| R3/4 | R1/2 | 0121 27 21 |
| R3/4 | R3/4 | 0121 27 27 |
| R1 | R3/8 | 0121 34 17 |
| R1 | R1/2 | 0121 34 21 |
| R1 | R3/4 | 0121 34 27 |
| R1 | R1 | 0121 34 34 |
| R1 1/4 | R1/2 | 0121 42 21 |
| R1 1/4 | R3/4 | 0121 42 27 |
| R1 1/4 | R1 | 0121 42 34 |
| R1 1/4 | R1 1/4 | 0121 42 42 |

## FF44

### Equal Adaptor, Male BSPP Thread

*Brass*



*Scan for more dimensions*

| C | References |
|---|---|
| G1/8 | 1/8FF44B |
| G1/4 | 1/4FF44B |
| G3/8 | 3/8FF44B |
| G1/2 | 1/2FF44B |

These parts are supplied with two copper seals.

## 0121

### Equal Adaptor, Male NPT/BSPT Thread

*Brass*



*Scan for more dimensions*

| C1 | C2 | References |
|---|---|---|
| NPT1/8 | R1/8 | 0121 11 10 |
| NPT1/4 | R1/4 | 0121 14 13 |
| NPT3/8 | R3/8 | 0121 18 17 |
| NPT1/2 | R1/2 | 0121 22 21 |
| NPT3/4 | R3/4 | 0121 28 27 |

## 0929..1

### Equal 3-Piece Adaptor, Male BSPT Thread with seal

*Brass*



*Scan for more dimensions*

| C | References |
|---|---|
| R1/8 | 0929 01 10 |
| R1/4 | 0929 01 13 |
| R3/8 | 0929 01 17 |
| R1/2 | 0929 01 21 |
| R3/4 | 0929 01 27 |
| R1 | 0929 01 34 |

This connection accessory makes assembly much easier thanks to its 3-piece design.
To join 2 threaded components, simply push together and tighten the sleeve nut, thus reducing installation time.
Maximum working pressure: 50 bar.
Working temperature: -10° to +80°C. Supplied with seal

## 0912

**Equal Stud Elbow, Female BSPP and Metric Thread**

*Nickel-plated brass*



*Scan for more dimensions*

| C | References |
|---|---|
| G1/8 | 0912 00 10 |
| G1/4 | 0912 00 13 |
| G3/8 | 0912 00 17 |
| G1/2 | 0912 00 21 |
| G3/4 | 0912 00 27 |
| G1 | 0912 00 34 |

## 0921

**Equal Stud Elbow, Male/Female and Metric Thread**

*Nickel-plated brass*



*Scan for more dimensions*

| C | References |
|---|---|
| M5x0.8 | 0921 00 19 |

## 0913

**Equal Stud Elbow, Male BSPT/Female BSPP Thread**

*Nickel-plated brass*




*Scan for more dimensions*

| C1 | C2 | References |
|---|---|---|
| R1/8 | G1/8 | 0913 00 10 |
| R1/4 | G1/4 | 0913 00 13 |
| R3/8 | G3/8 | 0913 00 17 |
| R1/2 | G1/2 | 0913 00 21 |
| R3/4 | G3/4 | 0913 00 27 |
| R1 | G1 | 0913 00 34 |

## 0914

**Equal Stud Elbow, Male BSPT Thread**

*Nickel-plated brass*



*Scan for more dimensions*

| C | References |
|---|---|
| R1/8 | 0914 00 10 |
| R1/4 | 0914 00 13 |
| R3/8 | 0914 00 17 |
| R1/2 | 0914 00 21 |
| R3/4 | 0914 00 27 |
| R1 | 0914 00 34 |

## 0910

**Equal Y, Female BSPP Thread**

*Nickel-plated brass*



*Scan for more dimensions*

| C | References |
|---|---|
| G1/8 | 0910 00 10 |
| G1/4 | 0910 00 13 |
| G3/8 | 0910 00 17 |
| G1/2 | 0910 00 21 |

## 0911

**Equal Y, Male BSPT/Female BSPP Thread**

*Nickel-plated brass*




*Scan for more dimensions*

| C1 | C2 | References |
|---|---|---|
| R1/8 | G1/8 | 0911 00 10 |
| R1/4 | G1/4 | 0911 00 13 |
| R3/8 | G3/8 | 0911 00 17 |
| R1/2 | G1/2 | 0911 00 21 |

## 0915

**Equal Tee, Female BSPP and Metric Thread**

*Nickel-plated brass*



*Scan for more dimensions*

| C | References |
|---|---|
| M5x0.8 | 0915 00 19 |
| G1/8 | 0915 00 10 |
| G1/4 | 0915 00 13 |
| G3/8 | 0915 00 17 |
| G1/2 | 0915 00 21 |
| G3/4 | 0915 00 27 |
| G1 | 0915 00 34 |

## 0916

**Equal Stud Run Tee, Female BSPP/ Male BSPT Thread BSPP Thread**

*Nickel-plated brass*




*Scan for more dimensions*

| C1 | C2 | References |
|---|---|---|
| R1/8 | G1/8 | 0916 00 10 |
| R1/4 | G1/4 | 0916 00 13 |
| R3/8 | G3/8 | 0916 00 17 |
| R1/2 | G1/2 | 0916 00 21 |
| R3/4 | G3/4 | 0916 00 27 |

## 0917

**Equal Stud Run Tee, Female BSPP/ Male BSPT Thread**

*Nickel-plated brass*




*Scan for more dimensions*

| C1 | C2 | References |
|---|---|---|
| R1/8 | G1/8 | 0917 00 10 |
| R1/4 | G1/4 | 0917 00 13 |
| R3/8 | G3/8 | 0917 00 17 |
| R1/2 | G1/2 | 0917 00 21 |
| R3/4 | G3/4 | 0917 00 27 |

## 0927
### Equal Tee, Male BSPT Thread

*Nickel-plated brass*



*Scan for more dimensions*

| C | References |
|---|---|
| R1/8 | 0927 00 10 |
| R1/4 | 0927 00 13 |
| R3/8 | 0927 00 17 |
| R1/2 | 0927 00 21 |
| R3/4 | 0927 00 27 |

## 0928
### Equal Stud Branch Tee, Male BSPT/ Female BSPP Thread

*Nickel-plated brass*




*Scan for more dimensions*

| C1 | C2 | References |
|---|---|---|
| R1/8 | G1/8 | 0928 00 10 |
| R1/4 | G1/4 | 0928 00 13 |
| R3/8 | G3/8 | 0928 00 17 |
| R1/2 | G1/2 | 0928 00 21 |

## 0932
### Equal Stud Run Tee, Male BSPT/ Female BSPP Thread

*Nickel-plated brass*




*Scan for more dimensions*

| C1 | C2 | References |
|---|---|---|
| R1/8 | G1/8 | 0932 00 10 |
| R1/4 | G1/4 | 0932 00 13 |
| R3/8 | G3/8 | 0932 00 17 |
| R1/2 | G1/2 | 0932 00 21 |
| R3/4 | G3/4 | 0932 00 27 |

## 0908
### Equal Cross, Female BSPP Thread

*Nickel-plated brass*



*Scan for more dimensions*

| C | References |
|---|---|
| G1/8 | 0908 00 10 |
| G1/4 | 0908 00 13 |
| G3/8 | 0908 00 17 |
| G1/2 | 0908 00 21 |

## 0909
### Equal Cross, Male BSPT/Female BSPP Thread

*Nickel-plated brass*




*Scan for more dimensions*

| C1 | C2 | References |
|---|---|---|
| R1/8 | G1/8 | 0909 00 10 |
| R1/4 | G1/4 | 0909 00 13 |
| R3/8 | G3/8 | 0909 00 17 |
| R1/2 | G1/2 | 0909 00 21 |

## 0178
### Reducer, Male/Female BSPP and Metric Thread

*Nickel-plated brass, NBR*




*Scan for more dimensions*

| C1 | C2 | References |
|---|---|---|
| G1/8 | M5x0.8 | 0178 10 19 |
| G1/4 | G1/8 | 0178 13 10 |
| G3/8 | G1/8 | 0178 17 10 |
| G3/8 | G1/4 | 0178 17 13 |
| G1/2 | G1/4 | 0178 21 13 |
| G1/2 | G3/8 | 0178 21 17 |
| G3/4 | G1/2 | 0178 27 21 |

With integrated O-ring seal

## 0903
### Reducer, Male/Female BSPP Thread

*Nickel-plated brass*



*Scan for more dimensions*

| C1 | C2 | References |
|---|---|---|
| G1/4 | G1/8 | 0903 10 13 |
| G3/8 | G1/4 | 0903 13 17 |
| G1/2 | G3/8 | 0903 17 21 |
| G3/4 | G1/2 | 0903 21 27 |
| G1 | G3/4 | 0903 27 34 |

C1: external thread / C2: internal thread

## 0904
### Reducer, Male BSPT/Female BSPP Thread

*Nickel-plated brass*




*Scan for more dimensions*

| C1 | C2 | References |
|---|---|---|
| R1/4 | G1/8 | 0904 10 13 |
| R3/8 | G1/8 | 0904 10 17 |
| R1/2 | G1/8 | 0904 10 21 |
| R3/8 | G1/4 | 0904 13 17 |
| R1/2 | G1/4 | 0904 13 21 |
| R1/2 | G3/8 | 0904 17 21 |
| R3/4 | G3/8 | 0904 17 27 |
| R3/4 | G1/2 | 0904 21 27 |
| R1 | G1/2 | 0904 21 34 |
| R1 | G3/4 | 0904 27 34 |

## 0905
### Reducer, Male BSPP/Female BSPP and Metric Thread

*Nickel-plated brass*




*Scan for more dimensions*

| C1 | C2 | References |
|---|---|---|
| G1/8 | M5x0.8 | 0905 19 10 |
| G1/4 | G1/8 | 0905 10 13 |
| G3/8 | G1/8 | 0905 10 17 |
| | G1/4 | 0905 13 17 |
| G1/2 | G1/4 | 0905 13 21 |
| | G3/8 | 0905 17 21 |
| G3/4 | G3/8 | 0905 17 27 |
| | G1/2 | 0905 21 27 |

## 0906

**Increaser, Male BSPP and Metric/Female BSPP Thread**

*Nickel-plated brass*




*Scan for more dimensions*

| C1 | C2 | References |
|---|---|---|
| M5x0.8 | G1/8 | 0906 10 19 |
| G1/8 | G1/8 | 0906 00 10 |
| | G1/4 | 0906 10 13 |
| | G3/8 | 0906 10 17 |
| G1/4 | G1/4 | 0906 00 13 |
| | G3/8 | 0906 13 17 |
| | G1/2 | 0906 13 21 |
| G3/8 | G3/8 | 0906 00 17 |
| | G1/2 | 0906 17 21 |
| G1/2 | G1/2 | 0906 00 21 |

## 0933

**Increaser, Male BSPT/Female BSPP Thread**

*Nickel-plated brass*




*Scan for more dimensions*

| C1 | C2 | References |
|---|---|---|
| R1/8 | G1/8 | 0933 00 10 |
| R1/4 | G1/4 | 0933 00 13 |
| R3/8 | G3/8 | 0933 00 17 |
| R1/2 | G1/2 | 0933 00 21 |
| R1/8 | G1/4 | 0933 10 13 |
| R1/4 | G3/8 | 0933 13 17 |
| R1/4 | G1/2 | 0933 13 21 |
| R3/8 | G1/2 | 0933 17 21 |
| R1/2 | G3/4 | 0933 21 27 |

## 0907

**Equal Extended Adaptor, Male/Female BSPP Thread**

*Nickel-plated brass*



*Scan for more dimensions*

| C | References |
|---|---|
| G1/8 | 0907 00 10 |
| | 0907 00 10 01 |
| G1/4 | 0907 00 13 |
| | 0907 00 13 01 |

## 0920

**Bulkhead Connector, Female BSPP and Metric Thread**

*Nickel-plated brass*



*Scan for more dimensions*

| C | C1 | References |
|---|---|---|
| M5x0.8 | M10x1 | 0920 00 19 |
| G1/8 | M16x1.5 | 0920 00 10 |
| G1/4 | M20x1.5 | 0920 00 13 |
| G3/8 | M26x1.5 | 0920 00 17 |
| G1/2 | M28x1.5 | 0920 00 21 |

## 0900

**Equal and Unequal Adaptor, Male BSPT Thread**

*Nickel-plated brass*



*Scan for more dimensions*

| C1 | C2 | References |
|---|---|---|
| R1/8 | R1/8 | 0900 00 10 |
| | R1/4 | 0900 10 13 |
| | R3/8 | 0900 10 17 |
| R1/4 | R1/4 | 0900 00 13 |
| | R3/8 | 0900 13 17 |
| | R1/2 | 0900 13 21 |
| R3/8 | R3/8 | 0900 00 17 |
| | R1/2 | 0900 17 21 |
| R1/2 | R1/2 | 0900 00 21 |
| | R3/4 | 0900 21 27 |
| R3/4 | R3/4 | 0900 00 27 |
| | R1 | 0900 27 34 |
| R1 | R1 | 0900 00 34 |

## 0901

**Equal and Unequal Adaptor, Male BSPP and Metric Thread**

*Nickel-plated brass*



*Scan for more dimensions*

| C1 | C2 | References |
|---|---|---|
| M5x0.8 | M5x0.8 | 0901 00 19 |
| | G1/8 | 0901 19 10 |
| G1/8 | G1/8 | 0901 00 10 |
| | G1/4 | 0901 10 13 |
| G1/4 | G1/4 | 0901 00 13 |
| | G3/8 | 0901 13 17 |
| | G1/2 | 0901 13 21 |
| G3/8 | G3/8 | 0901 00 17 |
| | G1/2 | 0901 17 21 |
| G1/2 | G1/2 | 0901 00 21 |

## 0902

**Equal and Unequal Adaptor, Female BSPP and Metric Thread**

*Nickel-plated brass*




*Scan for more dimensions*

| C1 | C2 | References |
|---|---|---|
| M5x0.8 | M5x0.8 | 0902 00 19 |
| | G1/8 | 0902 19 10 |
| G1/8 | G1/8 | 0902 00 10 |
| | G1/4 | 0902 10 13 |
| | G3/8 | 0902 10 17 |
| G1/4 | G1/4 | 0902 00 13 |
| | G3/8 | 0902 13 17 |
| | G1/2 | 0902 13 21 |
| G3/8 | G3/8 | 0902 00 17 |
| | G1/2 | 0902 17 21 |
| G1/2 | G1/2 | 0902 00 21 |
| | G3/4 | 0902 21 27 |
| G3/4 | G3/4 | 0902 00 27 |

## 0192

**Unequal Straight Adaptor, Male BSPT/BSPP Thread**

*Nickel-plated brass*




*Scan for more dimensions*

| C1 | C2 | References |
|---|---|---|
| R1/8 | G1/4 | 0192 10 13 |
| R1/4 | G1/4 | 0192 13 13 |
| R1/4 | G1/2 | 0192 13 21 |
| R3/8 | G1/4 | 0192 17 13 |
| R3/8 | G1/2 | 0192 17 21 |
| R1/2 | G1/2 | 0192 21 21 |

## 1844

**Equal Stud Elbow, Male BSPT/Female BSPP Thread**

*Stainless steel 316L*




*Scan for more dimensions*

| C1 | C2 | References |
|---|---|---|
| R1/8 | G1/8 | 1844 10 10 |
| R1/4 | G1/4 | 1844 13 13 |
| R3/8 | G3/8 | 1844 17 17 |
| R1/2 | G1/2 | 1844 21 21 |
| R3/4 | G3/4 | 1844 27 27 |
| R1 | G1 | 1844 34 34 |

## 1843

**Equal Elbow, Female BSPP Thread**

*Stainless steel 316L*



*Scan for more dimensions*

| C | References |
|---|---|
| G1/8 | 1843 10 10 |
| G1/4 | 1843 13 13 |
| G3/8 | 1843 17 17 |
| G1/2 | 1843 21 21 |
| G3/4 | 1843 27 27 |
| G1 | 1843 34 34 |

## 1845

**Equal Tee, Female BSPP Thread**

*Stainless steel 316L*



*Scan for more dimensions*

| C | References |
|---|---|
| G1/8 | 1845 10 10 |
| G1/4 | 1845 13 13 |
| G3/8 | 1845 17 17 |
| G1/2 | 1845 21 21 |
| G3/4 | 1845 27 27 |
| G1 | 1845 34 34 |

## 1817

**Equal Bulkhead Adaptor, Female BSPP Thread**

*Stainless steel 316L*



*Scan for more dimensions*

| C | References |
|---|---|
| G1/8 | 1817 00 10 |
| G1/4 | 1817 00 13 |
| G3/8 | 1817 00 17 |
| G1/2 | 1817 00 21 |
| G3/4 | 1817 00 27 |
| G1 | 1817 00 34 |

## 1871

**Equal Bulkhead Adaptor, Female NPT Thread**

*Stainless steel 316L*



*Scan for more dimensions*

| C | References |
|---|---|
| NPT1/8 | 1871 00 11 |
| NPT1/4 | 1871 00 14 |
| NPT3/8 | 1871 00 18 |
| NPT1/2 | 1871 00 22 |

## 1855

**Equal Connector, Female BSPP Thread**

*Stainless steel 316L*



*Scan for more dimensions*

| C | References |
|---|---|
| G1/8 | 1855 10 10 |
| G1/4 | 1855 13 13 |
| G3/8 | 1855 17 17 |
| G1/2 | 1855 21 21 |
| G3/4 | 1855 27 27 |
| G1 | 1855 34 34 |

## 1870

**Equal Connector, Female NPT Thread**

*Stainless steel 316L*



*Scan for more dimensions*

| C | References |
|---|---|
| NPT1/8 | 1870 11 11 |
| NPT1/4 | 1870 14 14 |
| NPT3/8 | 1870 18 18 |
| NPT1/2 | 1870 22 22 |

## 1862

**Reducer Connector, Female BSPP Thread**

*Stainless steel 316L*



*Scan for more dimensions*

| C1 | C2 | References |
|---|---|---|
| G1/4 | G1/8 | 1862 13 10 |
| G3/8 | G1/8 | 1862 17 10 |
| | G1/4 | 1862 17 13 |
| G1/2 | G1/4 | 1862 21 13 |
| | G3/8 | 1862 21 17 |
| G3/4 | G1/2 | 1862 27 21 |
| G1 | G3/4 | 1862 34 27 |

## 1864

**Adaptor, Male NPT/Female BSPP Thread**

*Stainless steel 316L*




*Scan for more dimensions*

| C1 | C2 | References |
|---|---|---|
| NPT1/8 | G1/8 | 1864 11 10 |
| NPT1/4 | G1/4 | 1864 14 13 |
| NPT3/8 | G3/8 | 1864 18 17 |
| NPT1/2 | G1/2 | 1864 22 21 |

## 1867

**Adaptor, Male BSPT/Female NPT Thread**

*Stainless steel 316L*




*Scan for more dimensions*

| C1 | C2 | References |
|---|---|---|
| R1/8 | NPT1/8 | 1867 10 11 |
| R1/4 | NPT1/4 | 1867 13 14 |
| R3/8 | NPT3/8 | 1867 17 18 |
| R1/2 | NPT1/2 | 1867 21 22 |

## 1863

**Reducer, Male BSPT/Female BSPP Thread**

*Stainless steel 316L*




*Scan for more dimensions*

| C1 | C2 | References |
|---|---|---|
| R1/4 | G1/8 | 1863 13 10 |
| R3/8 | G1/8 | 1863 17 10 |
| | G1/4 | 1863 17 13 |
| R1/2 | G1/4 | 1863 21 13 |
| | G3/8 | 1863 21 17 |
| R3/4 | G1/2 | 1863 27 21 |
| R1 | G3/4 | 1863 34 27 |

## 1872

**Reducer, Male/Female NPT Thread**

*Stainless steel 316L*




*Scan for more dimensions*

| C1 | C2 | References |
|---|---|---|
| NPT1/4 | NPT1/8 | 1872 14 11 |
| NPT3/8 | NPT1/8 | 1872 18 11 |
| NPT3/8 | NPT1/4 | 1872 18 14 |
| NPT1/2 | NPT1/4 | 1872 22 14 |
| NPT1/2 | NPT3/8 | 1872 22 18 |

## 1861

**Increaser, Male BSPT/Female BSPP Thread**

*Stainless steel 316L*




*Scan for more dimensions*

| C1 | C2 | References |
|---|---|---|
| R1/8 | G1/4 | 1861 10 13 |
| R1/8 | G3/8 | 1861 10 17 |
| R1/4 | G3/8 | 1861 13 17 |
| R1/4 | G1/2 | 1861 13 21 |
| R3/8 | G1/2 | 1861 17 21 |
| R1/2 | G3/4 | 1861 21 27 |
| R3/4 | G1 | 1861 27 34 |

## 1873

**Increaser, Male/Female NPT Thread**

*Stainless steel 316L*




*Scan for more dimensions*

| C1 | C2 | References |
|---|---|---|
| NPT1/8 | NPT1/4 | 1873 11 14 |
| | NPT3/8 | 1873 11 18 |
| NPT1/4 | NPT3/8 | 1873 14 18 |
| | NPT1/2 | 1873 14 22 |
| NPT3/8 | NPT1/2 | 1873 18 22 |

## 1821

### Equal and Unequal Adaptor, Male BSPT Thread

*Stainless steel 316L*



*Scan for more dimensions*

| C1 | C2 | References |
|---|---|---|
| R1/8 | R1/8 | 1821 10 10 |
| R1/4 | R1/8 | 1821 13 10 |
| | R1/4 | 1821 13 13 |
| R3/8 | R1/4 | 1821 17 13 |
| | R3/8 | 1821 17 17 |
| R1/2 | R3/8 | 1821 21 17 |
| | R1/2 | 1821 21 21 |
| R3/4 | R1/2 | 1821 27 21 |
| | R3/4 | 1821 27 27 |
| R1 | R3/4 | 1821 34 27 |
| | R1 | 1821 34 34 |

## 1821

### Equal Adaptor, Male NPT Thread

*Stainless steel 316L*



*Scan for more dimensions*

| C | References |
|---|---|
| NPT1/8 | 1821 11 11 |
| NPT1/4 | 1821 14 14 |
| NPT3/8 | 1821 18 18 |
| NPT1/2 | 1821 22 22 |

# LEGRIS PLUGS





Legris plugs are designed to combine compactness and robustness to effectively seal circuits.

## Technical specifications

| | Materials: | Brass | Nickel-plated brass | Steel | Stainless steel |
|---|---|---|---|---|---|
| | **Fluids:** | Compressed air | Compressed air | Compressed air | Compressed air and industrial water |
| | **Operating pressure:** | 200 bar | 60 bar | 200 bar | 200 bar |
| | **Operating temperature:** | -40°C to +150°C | -10°C to +80°C | -10°C to +80°C | - 40°C to +180°C |
| | **Connection:** | M6x1 to M30x2<br>R1/16 to R2<br>NPT 1/8 to NPT 1<br>NPTF1/8 to NPTF1/2 | M5x0.8 to M7x1<br>G1/8 to G1<br>R1/8 to R1/2 | M8x1.25<br>G1/8 to G1<br>R1/8 to R 1 ½<br>NPT1/16 to NPT1 | R1/8 to R 1<br>1/8 NPT to 1/2 NPT |

Performance depends on the fluids, materials and tube used.

## Benefits

- **Designed in several materials,** they offer a choice suited to environments ranging from **standard conditions to the most aggressive ones**.
- **Compact models** of internal hexagon plugs are perfectly suited for applications in confined spaces.

## BRASS VERSIONS

### 0205
**Internal Hexagon Head Plug, Male BSPT Thread**

*Brass*



*Scan for more dimensions*

| C | References |
|---|---|
| R1/16 | 0205 07 00 |
| R1/8 | 0205 10 00 |
| R1/4 | 0205 13 00 |
| R3/8 | 0205 17 00 |
| R1/2 | 0205 21 00 |
| R3/4 | 0205 27 00 |
| R1 | 0205 34 00 |
| R1 1/4 | 0205 42 00 |
| R1 1/2 | 0205 49 00 |
| R2 | 0205 48 00 |

For BSPT plugs from 1/2" to 1 1/2" inclusive:
General characteristics in accordance with DIN 906.
Thread in accordance with EN 10226-1.

### 0205
**Internal Hexagon Head Plug, Male NPT Thread**

*Brass*



*Scan for more dimensions*

| C | References |
|---|---|
| NPT1/8 | 0205 11 00 |
| NPT1/4 | 0205 14 00 |
| NPT3/8 | 0205 18 00 |
| NPT1/2 | 0205 22 00 |
| NPT3/4 | 0205 28 00 |
| NPT1 | 0205 35 00 |

### 0209
**Square Head Plug, Male BSPT Thread**

*Brass*



*Scan for more dimensions*

| C | References |
|---|---|
| R1/8 | 0209 10 00 |
| R1/4 | 0209 13 00 |
| R3/8 | 0209 17 00 |
| R1/2 | 0209 21 00 |
| R3/4 | 0209 27 00 |

General characteristics in accordance with DIN 906.
Thread in accordance with EN 10226-1.

### 0200
**Hex Head Plug, Male BSPP and Metric Thread**

*Brass*



*Scan for more dimensions*

| C | References |
|---|---|
| M6x1 | 0200 52 00 |
| M8x1.25 | 0200 57 00 |
| M10x1 | 0200 60 00 |
| M12x1 | 0200 65 00 |
| M12x1.25 | 0200 66 00 |
| G1/8 | 0200 10 00 |
| G1/4 | 0200 13 00 |

### 0201
**Hex Head Plug with Collar, Male BSPP and Metric Thread**

*Brass*



*Scan for more dimensions*

| C | References |
|---|---|
| M16x1.5 | 0201 75 00 |
| M18x1.5 | 0201 78 00 |
| M20x1.5 | 0201 80 00 |
| M22x1.5 | 0201 82 00 |
| M24x1.5 | 0201 83 00 |
| M24x2 | 0201 92 00 |
| M30x2 | 0201 88 00 |
| G3/8 | 0201 17 00 |
| G1/2 | 0201 21 00 |
| G3/4 | 0201 27 00 |
| G1 | 0201 34 00 |
| G1 1/4 | 0201 42 00 |

### 0202
**Internal Hexagon Head Plug with Collar, Male Metric Thread**

*Brass*



*Scan for more dimensions*

| C | References |
|---|---|
| M12x1 | 0202 65 00 |
| M12x1.25 | 0202 66 00 |
| M14x1.5 | 0202 71 00 |
| M16x1.5 | 0202 75 00 |
| M18x1.5 | 0202 78 00 |
| M20x1.5 | 0202 80 00 |
| M22x1.5 | 0202 82 00 |
| M27x2 | 0202 86 00 |
| M30x2 | 0202 88 00 |

Parallel metric threads, ISO standard NFE 03-054

### VZ
**Blanking Plug - Socket Pipe (DIN 908)**

*Brass*



*Scan for more dimensions*

| A | References |
|---|---|
| M5 | VZ05 |
| G1/8 | VZ10 |
| G1/4 | VZ13 |
| G3/8 | VZ17 |
| G1/2 | VZ21 |
| G3/4 | VZ26 |

### HP3
**Hexagon Head Plug, Male BSPT Thread**

*Brass*



*Scan for more dimensions*

| C | References |
|---|---|
| R1/8 | 1/8HP3B |
| R1/4 | 1/4HP3B |
| R3/8 | 3/8HP3B |
| R1/2 | 1/2HP3B |
| R3/4 | 3/4HP3B |

## NICKEL-PLATED BRASS VERSIONS

### 0222
**Internal Hex Plug, Male BSPP and Metric Thread**

*Nickel-plated brass, NBR*



*Scan for more dimensions*

| C | References |
|---|---|
| M5x0.8 | 0222 19 00 |
| M7x1 | 0222 55 00 |
| G1/8 | 0222 10 00 |
| G1/4 | 0222 13 00 |
| G3/8 | 0222 17 00 |
| G1/2 | 0222 21 00 |

With integrated O-ring seal

### 0936
**Internal Hexagon Head Plug, Male BSPT Thread**

*Nickel-plated brass*



*Scan for more dimensions*

| C | References |
|---|---|
| R1/8 | 0936 00 10 |
| R1/4 | 0936 00 13 |
| R3/8 | 0936 00 17 |
| R1/2 | 0936 00 21 |

### 0919
**Internal Hexagon Head Plug, Male BSPP and Metric Thread without seal**

*Nickel-plated brass*



*Scan for more dimensions*

| C | References |
|---|---|
| M5x0.8 | 0919 00 19 |
| G1/8 | 0919 00 10 |
| G1/4 | 0919 00 13 |
| G3/8 | 0919 00 17 |
| G1/2 | 0919 00 21 |
| G3/4 | 0919 00 27 |
| G1 | 0919 00 34 |

### 0919..1
**Internal Hexagon Head Plug, Male BSPP and Metric Thread with seal**

*Nickel-plated brass*



| C | References |
|---|---|
| G1/8 | 0919 01 10 |
| G1/4 | 0919 01 13 |
| G3/8 | 0919 01 17 |
| G1/2 | 0919 01 21 |

## STEEL VERSIONS

### 0206
**Internal Hexagon Head Plug, Male BSPT Thread**

*Steel*



*Scan for more dimensions*

| C | References |
|---|---|
| R1/8 | 0206 10 00 |
| R1/4 | 0206 13 00 |
| R3/8 | 0206 17 00 |
| R1/2 | 0206 21 00 |
| R3/4 | 0206 27 00 |
| R1 | 0206 34 00 |
| R1 1/4 | 0206 42 00 |
| R1 1/2 | 0206 49 00 |

General characteristics in accordance with DIN 906.
Thread in accordance with EN 10226-1.

### 0206
**Internal Hexagon Head Plug, Male NPT Thread**

*Steel*



*Scan for more dimensions*

| C | References |
|---|---|
| NPT1/16 | 0206 08 00 |
| NPT1/8 | 0206 11 00 |
| NPT1/4 | 0206 14 00 |
| NPT3/8 | 0206 18 00 |
| NPT1/2 | 0206 22 00 |
| NPT3/4 | 0206 28 00 |
| NPT1 | 0206 35 00 |

### 0210
**Hex Head Plug, Male BSPP and Metric Thread**

*Steel*



*Scan for more dimensions*

| C | References |
|---|---|
| M8x1.25 | 0210 57 00 |
| G1/8 | 0210 10 00 |
| G1/4 | 0210 13 00 |
| G3/8 | 0210 17 00 |
| G1/2 | 0210 21 00 |
| G3/4 | 0210 27 00 |
| G1 | 0210 34 00 |

Groove profile according to DIN 3852-1, form D/E.
BSPP thread, ISO 228-1.
Metric ISO cylindrical thread, NFE 03-054.

## 0216
### Hex Head Plug, Male BSPT Thread

*Steel*



*Scan for more dimensions*

| C | References |
|---|---|
| R1/8 | 0216 10 00 |
| R1/4 | 0216 13 00 |
| R3/8 | 0216 17 00 |
| R1/2 | 0216 21 00 |

BSPT thread conforms to EN 10226-1

## 0216
### Hex Head Plug, Male NPT Thread

*Steel*



*Scan for more dimensions*

| C | References |
|---|---|
| NPT1/8 | 0216 11 00 |
| NPT1/4 | 0216 14 00 |
| NPT1/2 | 0216 22 00 |

## STAINLESS STEEL VERSIONS

## 0285
### Internal Hexagon Head Plug, Male BSPT Thread

*Stainless steel 316L*



*Scan for more dimensions*

| C | References |
|---|---|
| R1/8 | 0285 10 00 |
| R1/4 | 0285 13 00 |
| R3/8 | 0285 17 00 |
| R1/2 | 0285 21 00 |
| R3/4 | 0285 27 00 |
| R1 | 0285 34 00 |

Conforms to DIN 906. Thread: EN 10226-1

## 0285
### Internal Hexagon Head Plug, Male NPT Thread

*Stainless steel 316L*



*Scan for more dimensions*

| C | References |
|---|---|
| NPT1/8 | 0285 11 00 |
| NPT1/4 | 0285 14 00 |
| NPT3/8 | 0285 18 00 |
| NPT1/2 | 0285 22 00 |

Conforms to ANSI B 1.20.1

# LEGRIS MANIFOLDS





Designed to connect threaded fittings or tubes using push-in fitting technology, Legris manifolds enable rapid installation and offer optimal modularity for pneumatic circuits.

## Technical specifications

| | | |
|---|---|---|
| **Materials:** | Brass | Anodised aluminium |
| **Fluids:** | Compressed air | Compressed air and industrial water |
| **Operating pressure:** | 20 bar | 20 bar |
| **Operating temperature:** | -10°C to +80°C | -10°C to +80°C |
| **Connection:** | G 1/4 to G 3/4 | G 1/8 to G 1/2 |

Performance depends on the fluids, materials and tube used.

## Benefits

- **Lightweight and strong:** Legris manifolds, made of anodised aluminium, combine lightness with resistance to harsh environments, making them particularly suitable for repeated assembly and disassembly operations.
- **Models equipped with push-in fittings** (models 3310) save assembly time and provide a very high level of sealing.

## BRASS VERSIONS

### 0135
**Manifold Block, Female BSPP Thread**

*Brass*



*Scan for more dimensions*

| C | References |
|---|---|
| G1/4 | 0135 06 13 |
| G1/4 | 0135 09 13 |
| G1/2 | 0135 06 21 |
| G1/2 | 0135 09 21 |
| G3/4 | 0135 10 27 |

This product is designed to distribute in several directions.

## TREATED ALUMINIUM VERSIONS

### 3311
**Manifold, Female BSPP and Metric Thread**

C2



C1

*Treated aluminium*

*Scan for more dimensions*

| C1 | C2 | References |
|---|---|---|
| G1/4 | G1/8 | 3311 10 13 02 |
| | G1/8 | 3311 10 13 03 |
| | G1/8 | 3311 10 13 04 |
| | G1/8 | 3311 10 13 05 |
| | G1/8 | 3311 10 13 06 |
| G3/8 | G1/4 | 3311 13 17 02 |
| | G1/4 | 3311 13 17 03 |
| | G1/4 | 3311 13 17 04 |
| | G1/4 | 3311 13 17 05 |
| | G1/4 | 3311 13 17 06 |

### 3312
**Cross Manifold, Female BSPP and Metric Thread**



*Treated aluminium*

*Scan for more dimensions*

| C | References |
|---|---|
| G1/8 | 3312 00 10 |
| G1/4 | 3312 00 13 |
| G3/8 | 3312 00 17 |
| G1/2 | 3312 00 21 |

### 3313
**Double Manifold, Female BSPP Thread**



C2

C1

*Treated aluminium*

*Scan for more dimensions*

| C1 | C2 | References |
|---|---|---|
| G1/4 | G1/8 | 3313 10 13 02 |
| | G1/8 | 3313 10 13 03 |
| | G1/8 | 3313 10 13 04 |
| | G1/8 | 3313 10 13 05 |
| G3/8 | G1/4 | 3313 13 17 02 |
| | G1/4 | 3313 13 17 03 |
| | G1/4 | 3313 13 17 04 |
| | G1/4 | 3313 13 17 05 |
| G1/2 | G1/4 | 3313 13 21 03 |
| | G1/4 | 3313 13 21 04 |
| | G1/4 | 3313 13 21 05 |

### 3310
**In-Line Manifold**

*Treated aluminium, NBR*



*Scan for more dimensions*

| ØD | C | Number of Outlets | References |
|---|---|---|---|
| 4 | G1/4 | 8 | 3310 04 13 |
| 6 | G1/4 | 8 | 3310 06 13 |
| 8 | G3/8 | 6 | 3310 08 17 |
| 10 | G1/2 | 6 | 3310 10 21 |
| 12 | G1/2 | 6 | 3310 12 21 |

# ACCESSORIES FOR THE LEGRIS AND RECTUS RANGES

Parker offers a range of accessories to facilitate installation and ensure safe use of Legris and Rectus products.

## Push-in fittings accessories

### Installation guide

**Safety clip**



**1.** Assemble the clip

**2.** Connect the tube

**3.** Cut the clip using pliers

**4.** Remove the clip

**5.** Release the tube

**Coloured Release Button Covers**

The release-button covers in different colours can be fitted onto the push buttons of LF 3000® and LIQUIfit® fittings.

Removable, they are available in 5 colours and allow you to use a tracking code on the circuits.



### 3110

**Coloured Release Button Covers**



*Scan for more dimensions*

| ØD | ○ | ● | ● | ● | ● |
|---|---|---|---|---|---|
| 4 | 3110 04 00 | 3110 04 02 | 3110 04 03 | 3110 04 04 | 3110 04 05 |
| 6 | 3110 06 00 | 3110 06 02 | 3110 06 03 | 3110 06 04 | 3110 06 05 |
| 8 | 3110 08 00 | 3110 08 02 | 3110 08 03 | 3110 08 04 | 3110 08 05 |
| 10 | 3110 10 00 | 3110 10 02 | 3110 10 03 | 3110 10 04 | 3110 10 05 |

### 3130

**Tamper-Proof Safety Clip**

*Technical polymer*



*Scan for more dimensions*

| ØD | References |
|---|---|
| 6 | 3130 06 03 |
| 8 | 3130 08 03 |
| 10 | 3130 10 03 |
| 12 | 3130 12 03 |
| 14 | 3130 14 03 |
| 16 | 3130 16 03 |
| 1/4 | 3130 56 03 |

### 3000 70

**Disconnection Tool**

*Treated steel*



*Scan for more dimensions*

| Reference |
|---|
| 3000 70 00 |

For disconnecting LF 3000® tube-to-fitting connections. This tool can be used with tubing of outside diameters 4, 5, 6, 8, 10, 12 and 14 mm.

**Installation guide**

In the event of difficult access, it is recommended to use this dismantling tool.



## COUPLERS ACCESSORIES

### SK
**Dust Protection for coupling and plug**

*Thermo Flex or Euro Flex*



| Reference | Matériaux | Couleur |
|---|---|---|
| SK12S | Thermo Flex | Bleu |
| SK16S | Euro Flex | Rouge |
| SK23S | Thermo Flex | Bleu |
| SK27S | Thermo Flex | Bleu |

Flame resistance: UL-V0
Temperature range: -25°C to 120°C

### FA
**Swivel Joint**

*Nickel-plated steel*



| A | References |
|---|---|
| G1/4 i. x G1/4 o. | FA13A13ISPN |
| G3/8 i. x G3/8 o. | FA17A17ISPN |

## TUBING AND HOSE ACCESSORIES

### 3000 71 00
**Tube Cutter**

*Technical polymer*



| References |
|---|
| 3000 71 00 |
| 3000 71 00 05 |

This tool is designed to give a clean cut at right angles to the tube axis for all resilient polymer tubing (polyamide,polyurethane, FEP, polyethylene, etc.) from 4 mm to 1 6 mm diameter inclusive.
Replacement blades: part number 3000 71 00 05.
A spring maintains the cutter in the closed position.

### 3000 71 11
**Tube Cutter**

*Treated steel*



| References |
|---|
| 3000 71 11 |
| 3000 71 11 05 |

Replacement blades: part number 3000 71 11 05

### 6000 71 00
**Stripping Tool for Anti-Spark Tubing**

*Technical polymer, stainless steel*



| Reference |
|---|
| 6000 71 00 |

### PARKER tool 611050HV
**Sleeve assembly tool for self fastening hoses**

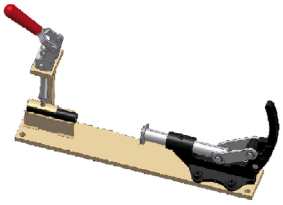

## 0127

### Brass Tube Support for Polymer Tubing



*Brass*

*Scan for more dimensions*

| ØD1 | ØD2 | References |
|---|---|---|
| 4 | 2 | 0127 04 00 |
| | 2.5 | 0127 04 25 |
| | 2.7 | 0127 04 27 |
| 5 | 3 | 0127 05 03 |
| | 3.3 | 0127 05 00 |
| 6 | 4 | 0127 06 00 |
| 8 | 5.5 | 0127 08 55 |
| | 6 | 0127 08 00 |
| 10 | 7 | 0127 10 07 |
| | 7.5 | 0127 10 75 |
| | 8 | 0127 10 00 |
| 12 | 8 | 0127 12 08 |
| | 9 | 0127 12 09 |
| | 10 | 0127 12 00 |
| 14 | 11 | 0127 14 11 |
| | 12 | 0127 14 00 |
| 15 | 12 | 0127 15 12 |
| 16 | 13 | 0127 16 13 |
| 18 | 14 | 0127 18 14 |
| 22 | 16 | 0127 22 16 |

At high temperatures and pressures, the use of a lining ensures good adhesion by preventing the tube from shrinking.

## 1827

### Stainless Steel Tube Support for Fluoropolymer Tubing



*Stainless steel 316L*

*Scan for more dimensions*

| ØD | C | References |
|---|---|---|
| 6 | 4 | 1827 06 00 |
| 8 | 6 | 1827 08 00 |
| 10 | 8 | 1827 10 00 |
| 12 | 9 | 1827 12 09 |
| | 10 | 1827 12 00 |
| 16 | 13 | 1827 16 13 |
| | 14 | 1827 16 00 |

This lining must be used with the fluoropolymer tube at all temperatures and pressures compatible with the connector/tube assembly.

## 0697

### Clip for Braided Tubing



*Treated steel*

*Scan for more dimensions*

| ØD | References |
|---|---|
| 6-11 | 0697 00 01 |
| 10-16 | 0697 00 02 |
| 12-22 | 0697 00 03 |
| 16-27 | 0697 00 04 |
| 20-32 | 0697 00 05 |

## CLIP

### Clip Strip for Tubing and Fittings



*Technical polymer*

*Scan for more dimensions*

| ØD | Number of Outlets | References |
|---|---|---|
| 4 | 8 | CLIP 04 00 |
| 6 | 8 | CLIP 06 00 |
| 8 | 7 | CLIP 08 00 |
| 10 | 6 | CLIP 10 00 |
| 12 | 5 | CLIP 12 00 |
| 14 | 4 | CLIP 14 00 |

Delivered in boxes of 10 strips of the same diameter (with 9.5 mm long self-tapping screws). These clips can be used with both metric tubing and equivalent inch tubing.

## Clip Strips

The clips enable the tubes to be fixed with minimal space requirements.



## 0136

### Tailpiece Adaptor for Flexible Tubing, Male BSPT Thread



*Brass*

*Scan for more dimensions*

| Int. D | ØD1 | ØD2 | C | References |
|---|---|---|---|---|
| 6 | 4 | 4.3 | R1/8 | 0136 06 10 |
| | 4 | 4.3 | R1/4 | 0136 06 13 |
| | 4 | 4.3 | R3/8 | 0136 06 17 |
| 8 | 6 | 6.4 | R1/8 | 0136 08 10 |
| | 6 | 6.4 | R1/4 | 0136 08 13 |
| | 6 | 6.4 | R3/8 | 0136 08 17 |
| 10 | 8 | 8.4 | R1/4 | 0136 10 13 |
| | 8 | 8.4 | R3/8 | 0136 10 17 |
| | 8 | 8.4 | R1/2 | 0136 10 21 |
| 12 | 10 | 10.7 | R1/4 | 0136 12 13 |
| | 10 | 10.7 | R3/8 | 0136 12 17 |
| | 10 | 10.7 | R1/2 | 0136 12 21 |
| 14 | 12 | 12.7 | R1/4 | 0136 14 13 |
| | 12 | 12.7 | R3/8 | 0136 14 17 |
| | 12 | 12.7 | R1/2 | 0136 14 21 |
| | 12 | 12.7 | R3/4 | 0136 14 27 |
| 16 | 13 | 13.7 | R3/8 | 0136 16 17 |
| | 13 | 13.7 | R1/2 | 0136 16 21 |
| | 13 | 13.7 | R3/4 | 0136 16 27 |

## 0934

### Tailpiece Adaptor for Polymer Tubing, Male BSPT Thread



*Nickel-plated brass*

*Scan for more dimensions*

| Int. D | C | References |
|---|---|---|
| 6 | R1/8 | 0934 06 10 |
| | R1/4 | 0934 06 13 |
| 7 | R1/8 | 0934 07 10 |
| | R1/4 | 0934 07 13 |
| 8 | R1/8 | 0934 08 10 |
| | R1/4 | 0934 08 13 |
| 9 | R1/4 | 0934 09 13 |
| | R3/8 | 0934 09 17 |
| | R1/2 | 0934 09 21 |
| 10 | R1/8 | 0934 10 10 |
| | R1/4 | 0934 10 13 |
| | R3/8 | 0934 10 17 |
| | R1/2 | 0934 10 21 |
| 12 | R1/4 | 0934 12 13 |
| | R3/8 | 0934 12 17 |
| | R1/2 | 0934 12 21 |
| 14 | R3/8 | 0934 14 17 |
| | R1/2 | 0934 14 21 |
| 16 | R3/8 | 0934 16 17 |
| | R1/2 | 0934 16 21 |
| | R3/4 | 0934 16 27 |
| 17 | R1/2 | 0934 17 21 |
| 18 | R3/8 | 0934 18 17 |
| | R1/2 | 0934 18 21 |
| | R3/4 | 0934 18 27 |
| 20 | R1/2 | 0934 20 21 |

## 0935

### Tailpiece Adaptor for Polymer Tubing, Male BSPP Thread



*Nickel-plated brass*

*Scan for more dimensions*

| Int. D | C | References |
|---|---|---|
| 6 | G1/8 | 0935 06 10 |
| 8 | G1/4 | 0935 08 13 |

## 0694

### Push-In Fitting with Protection Spring, MaleBSPP Thread



*Nickel-plated brass, NBR*

*Scan for more dimensions*

| ØD | C | References |
|---|---|---|
| 8 | G1/4 | 0694 08 13 |
| 10 | G1/4 | 0694 10 13 |
| 12 | G3/8 | 0694 12 17 |

## 0695

### Push-In Fitting with Protection Spring, MaleBSPT Thread



*Nickel-plated brass, NBR*

*Scan for more dimensions*

| ØD | C | References |
|---|---|---|
| 8 | R1/4 | 0695 08 13 |
| 10 | R1/4 | 0695 10 13 |
| 12 | R3/8 | 0695 12 17 |

## GT
### Hose Tail Barb

*Brass*



*Scan for more dimensions*

| Int. D | C | References |
|---|---|---|
| 3 | M5 | GT05/03 |
| 4 | M5 | GT05/04 |
| | M6 | GT06/04 |
| 6 | G1/2* | GT21/06 |
| 4 | G1/8* | GT10/04 |
| 6 | G1/8* | GT10/06 |
| 8 | G1/8* | GT10/08 |
| 9 | G1/8* | GT10/09 |
| 4 | G1/4* | GT13/04 |
| 6 | G1/4* | GT13/06 |
| 8 | G1/4* | GT13/08 |
| 9 | G1/4* | GT13/09 |
| 10 | G1/4* | GT13/10 |
| 3 | G1/4* | GT13/13 |
| 6 | G3/8* | GT17/06 |
| 8 | G3/8* | GT17/08 |
| 9 | G3/8* | GT17/09 |
| 10 | G3/8* | GT17/10 |
| 13 | G3/8* | GT17/13 |
| 9 | G1/2* | GT21/09 |
| 10 | G1/2 | GT21/10 |
| 13 | G1/2* | GT21/13 |
| 16 | G1/2 | GT21/16 |
| 19 | G1/2 | GT21/19 |
| 13 | G3/4* | GT26/13 |
| 16 | G3/4* | GT26/16 |
| 19 | G3/4* | GT26/19 |
| 25 | G1* | GT33/25 |

Male thread (* 45° internal cone)

## GI
### Hose Tail Barb

*Brass*



*Scan for more dimensions*

| Int. D | C | References |
|---|---|---|
| 6 | G1/8 | GI10/06 |
| 6 | G1/4 | GI13/06 |
| 8 | G1/4 | GI13/08 |
| 9 | G1/4 | GI13/09 |
| 13 | G1/4 | GI13/13 |
| 8 | G3/8 | GI17/08 |
| 9 | G3/8 | GI17/09 |
| 13 | G3/8 | GI17/13 |
| 8 | G1/2 | GI21/08 |
| 9 | G1/2 | GI21/09 |
| 13 | G1/2 | GI21/13 |

Filetage femelle

## DS
### Hose Repairer

*Brass*



*Scan for more dimensions*

| Int. D | References |
|---|---|
| 4 | DS04/04P** |
| 6 | DS06/06* |
| 8 | DS08/08* |
| 9 | DS09/09* |
| 13 | DS13/13 |

* DIN EN 560
** for Hard Hoses

## GT..R
### Hose Tail Barb

*Stainless steel*



*Scan for more dimensions*

| Int. D | C | References |
|---|---|---|
| 6 | G1/8* | GT10/06R |
| 9 | G1/4* | GT13/09R |
| | G3/8* | GT17/09R |

Male thread (* 45° internal cone)

## DV
### Swivelling Spring Guard

*Brass*



*Scan for more dimensions*

| ØD | C | References |
|---|---|---|
| 3.1 x 4.7 | R1/8 | DV10/05 |
| 4.8 x 6.3 | R1/4 | DV13/06 |
| 6.3 x 7.9 | R1/4 | DV13/08 |
| 7.9 x 9.5 | R1/4 | DV13/10 |
| 9.5 x 11.8 | R3/8 | DV17/12 |
| 12.7 x 15.8 | R1/2 | DV21/16 |

## SV
### Fixed Spring Guard

*Brass*



*Scan for more dimensions*

| ØD | C | References |
|---|---|---|
| 4 x 6 | G1/8 | SV10/06 |
| 6 x 8 | G1/8 | SV10/08 |
| 4 x 6 | G1/4 | SV13/06 |
| 6 x 8 | G1/4 | SV13/08 |
| 8 x 10 | G1/4 | SV13/10 |
| 9 x 12 | G1/4 | SV13/12 |

## KN
### Spring Guard completely with Tube Nut

*Brass*



*Scan for more dimensions*

| ØD | C | References |
|---|---|---|
| 4 x 6 | M10x1 | KN06 |
| 6 x 8 | M12x1 | KN08 |

## 0123

### Tailpiece Adaptor for Rubber Hose, Male BSPT Thread

*Brass*



*Scan for more dimensions*

| Int.D | Ext.D | C | References |
|---|---|---|---|
| 4 | 6 | R1/8 | 0123 04 10 |
| 6 | 8 | R1/8 | 0123 06 10 |
| 7 | 9 | R1/8 | 0123 07 10 |
| | 9 | R1/4 | 0123 07 13 |
| | 9 | R3/8 | 0123 07 17 |
| 10 | 12.2 | R1/8 | 0123 10 10 |
| | 12.2 | R1/4 | 0123 10 13 |
| | 12.2 | R3/8 | 0123 10 17 |
| 12 | 14 | R3/8 | 0123 12 17 |
| 13 | 15 | R1/4 | 0123 13 13 |
| | 15 | R3/8 | 0123 13 17 |
| | 15 | R1/2 | 0123 13 21 |
| 16 | 18.5 | R3/8 | 0123 16 17 |
| | 18.5 | R1/2 | 0123 16 21 |
| | 18.5 | R3/4 | 0123 16 27 |
| 19 | 21.5 | R3/8 | 0123 19 17 |
| | 21.5 | R1/2 | 0123 19 21 |
| | 21.5 | R3/4 | 0123 19 27 |
| 25 | 26.7 | R3/4 | 0123 25 27 |
| | 27 | R1 | 0123 25 34 |
| 32 | 34.5 | R1 | 0123 32 34 |

## 0191

### Tailpiece Adaptor for Rubber Hose, Male BSPP Thread

*Nickel-plated brass*



*Scan for more dimensions*

| Int.D | Ext.D | C | References |
|---|---|---|---|
| 4 | 6 | G1/4 | 0191 04 13 |
| 7 | 9 | G1/4 | 0191 07 13 |
| | 9 | G1/2 | 0191 07 21 |
| 10 | 12.2 | G1/4 | 0191 10 13 |
| | 12.2 | G1/2 | 0191 10 21 |
| 13 | 15.2 | G1/4 | 0191 13 13 |
| | 15.2 | G1/2 | 0191 13 21 |
| 16 | 18.5 | G1/2 | 0191 16 21 |

## 0931

### Tailpiece Adaptor for Rubber Hose, Male BSPP Thread

*Nickel-plated brass*



*Scan for more dimensions*

| Int.D | Ext.D | C | References |
|---|---|---|---|
| 6 | 7 | G1/8 | 0931 06 10 |
| | 7 | G1/4 | 0931 06 13 |
| 7 | 8 | G1/8 | 0931 07 10 |
| | 8 | G1/4 | 0931 07 13 |
| | 8 | G3/8 | 0931 07 17 |
| 8 | 9 | G1/8 | 0931 08 10 |
| | 9 | G1/4 | 0931 08 13 |
| | 9 | G3/8 | 0931 08 17 |
| 10 | 12 | G1/4 | 0931 10 13 |
| | 12 | G3/8 | 0931 10 17 |
| | 12 | G1/2 | 0931 10 21 |
| 15 | 17 | G3/8 | 0931 15 17 |
| | 17 | G1/2 | 0931 15 21 |
| 18 | 20 | G1/2 | 0931 18 21 |

## 1823

### Tailpipe Adaptor for Rubber Hose, Male BSPT Thread

*Stainless steel 316L*



*Scan for more dimensions*

| Int.D | Ext.D | C | References |
|---|---|---|---|
| 7 | 9 | R1/8 | 1823 07 10 |
| | 9 | R1/4 | 1823 07 13 |
| 10 | 12.2 | R1/4 | 1823 10 13 |
| | 12.2 | R3/8 | 1823 10 17 |
| 13 | 15 | R3/8 | 1823 13 17 |
| 16 | 18.5 | R1/2 | 1823 16 21 |

## 1823

### Tailpipe Adaptor for Rubber Hose, Male NPT Thread

*Stainless steel 316L*



*Scan for more dimensions*

| Int.D | Ext.D | C | References |
|---|---|---|---|
| 1/4 | 8.3 | NPT1/8 | 1823 56 11 |
| | 8.3 | NPT1/4 | 1823 56 14 |
| 3/8 | 11.7 | NPT1/4 | 1823 60 14 |
| | 11.7 | NPT3/8 | 1823 60 18 |

## SELF-FASTENING HOSES ACCESSORIES

### 0132
**Self-Fastening Barb Connector for Brass Compression Fitting**



*Brass*

*Scan for more dimensions*

| ØD | Int.D | Ext.D | References |
|---|---|---|---|
| 6 | 6.3 | 13 | 0132 06 56 |
| 8 | 6.3 | 13 | 0132 08 56 |
| 10 | 6.3 | 13 | 0132 10 56 |
| | 9.5 | 16 | 0132 10 60 |
| 14 | 9.5 | 16 | 0132 14 60 |
| | 12.7 | 19 | 0132 14 62 |
| 18 | 12.7 | 19 | 0132 18 62 |
| | 15.9 | 23 | 0132 18 66 |
| 22 | 19.1 | 27 | 0132 22 69 |

Collar in technical polymer
D: nut Ø

### 0133..39
**Self-Fastening Barb Connector with Bi-Material Seal, Male BSPP Thread**



*Brass, zinc plated steel with NBR seal*

*Scan for more dimensions*

| Int.D | Ext.D | C | References |
|---|---|---|---|
| 6.3 | 13 | G1/8 | 0133 56 10 39 |
| 6.3 | 13 | G1/4 | 0133 56 13 39 |
| 9.5 | 16 | G1/4 | 0133 60 13 39 |
| 9.5 | 16 | G3/8 | 0133 60 17 39 |
| 12.7 | 19 | G3/8 | 0133 62 17 39 |
| 12.7 | 19 | G1/2 | 0133 62 21 39 |
| 15.9 | 23 | G1/2 | 0133 66 21 39 |
| 15.9 | 23 | G3/4 | 0133 66 27 39 |
| 19.1 | 27 | G3/4 | 0133 69 27 39 |

Threaded connection with bi-material seal 0139 and an technical polymer collar.

### 0134
**Self-Fastening Barb Connector, Male BSPT Thread**



*Brass*

*Scan for more dimensions*

| Int.D | Ext.D | C | References |
|---|---|---|---|
| 6.3 | 13 | R1/8 | 0134 56 10 |
| 6.3 | 13 | R1/4 | 0134 56 13 |
| 9.5 | 16 | R1/4 | 0134 60 13 |
| 9.5 | 16 | R3/8 | 0134 60 17 |
| 12.7 | 19 | R3/8 | 0134 62 17 |
| 12.7 | 19 | R1/2 | 0134 62 21 |
| 15.9 | 23 | R1/2 | 0134 66 21 |
| 15.9 | 23 | R3/4 | 0134 66 27 |
| 19.1 | 27 | R3/4 | 0134 69 27 |

Collar in technical polymer

### Related products

**Compression fittings**
**Stud Fitting, Female BSPP Thread**



**ex. 0114** **page 106**

## VALVES ACCESSORIES

### 0627
**Automatic Vent Pressure Gauge Valve, Female BSPP Thread**



*Nickel-plated brass, NBR*

*Scan for more dimensions*

| C | References |
|---|---|
| G1/4 | 0627 00 13 |

### 0630
**Pressure Relief Valve, Male BSPP Thread**



*Brass*

*Scan for more dimensions*

| C | References |
|---|---|
| G1/4 | 0630 06 13 |

This exhaust valve is supplied uncalibrated, but it can be adjusted by inserting metal washers between the hexagon (F).
Maximum operating pressure: 10 bar
Setting range from 1 to 10 bar (not below)

## 0137
### Bonded Seal

*Zinc-plated steel with NBR seal*



*Scan for more dimensions*

| C | References |
|---|---|
| M12 | 0137 12 00 |
| M14 | 0137 14 00 |
| M16 | 0137 16 00 |
| M18 | 0137 18 00 |
| M20 | 0137 20 00 |
| M22 | 0137 22 00 |
| M24 | 0137 24 00 |
| G1/8 | 0137 10 00 |
| G1/4 | 0137 13 00 |
| G3/8 | 0137 17 00 |
| G1/2 | 0137 21 00 |
| G3/4 | 0137 27 00 |
| G1 | 0137 33 00 |
| G1 1/4 | 0137 42 00 |
| G1 1/2 | 0137 48 00 |

Note: when using these seals, the counterbore must be machined to a diameter equal to the seal's outside diameter, increased by 0.3 to 0.5 mm. However, this counterbore is not essential. The surface finish of the bearing face must not exceed a total roughness of 12 µm.

## 0602
### Captive Sealing Washer

*Technical polymer*



*Scan for more dimensions*

| C | References |
|---|---|
| M5x0.8 | 0602 29 93 15 |
| G1/8 | 0602 23 10 20 |
| G1/4 | 0602 23 11 20 |
| G3/8 | 0602 23 12 20 |
| G1/2 | 0602 23 13 20 |
| G3/4 | 0602 27 32 20 |
| G1 | 0602 30 60 20 |

Maximum allowable pressure: 20 bar

## 0139
### Bi-Material Captive Sealing Washer

*Zinc-plated steel with NBR seal*



*Scan for more dimensions*

| C | References |
|---|---|
| G1/8 | 0139 10 00 |
| G1/4 | 0139 13 00 |
| G3/8 | 0139 17 00 |
| G1/2 | 0139 21 00 |
| G3/4 | 0139 27 00 |
| G1 | 0139 34 00 |

Maximum allowable pressure: 250 bar

## AD
### Aluminium seal

*Aluminium*



*Scan for more dimensions*

| C | References |
|---|---|
| G1/8 | AD10 |
| G1/4 | AD13 |
| G3/8 | AD17 |
| G1/2 | AD21 |
| G3/4 | AD26 |

## 0138
### Copper gasket for threaded connection

*Copper*



*Scan for more dimensions*

| C | References |
|---|---|
| M6 | 0138 06 00 |
| M8 | 0138 08 00 |
| G1/8 | 0138 10 00 |
| M12 | 0138 12 00 |
| M14 | 0138 14 00 |
| M16 | 0138 16 00 |
| M18 | 0138 18 00 |
| M20 | 0138 20 00 |
| M22 | 0138 22 00 |
| M24 | 0138 24 00 |
| M26 | 0138 26 00 |
| M30 | 0138 30 00 |
| M36 | 0138 36 00 |
| G1/4 | 0138 13 00 |
| G3/8 | 0138 17 00 |
| G1/2 | 0138 21 00 |
| G3/4 | 0138 27 00 |
| G1 | 0138 33 00 |
| G1 1/4 | 0138 42 00 |

DIN 7603
ISO 65061

## 0605
### Fluoropolymer tape

*Technical polymer, FKM*



*Scan for more dimensions*

| Reference |
|---|
| 0605 12 12 |

Operating temperature: from -250°C to +260°C.
Chemically inert and resistant to gases, acids, solvents, hydrocarbons, oils, alkaline vapors, etc.
Water-repellent, non-toxic, self-lubricating.
Complies with CFR21. Suitable for use on all materials.
Replaces jointing paste, white lead and hemp, under conditions of absolute cleanliness.
Supplied on a spool, in an individual box:
length = 12 m, width = 12.7 mm, thickness = 0.08 mm

# LEGRIS BLOWGUNS



Legris polymer blowguns ensure effective cleaning, drying and cooling using compressed air. The Premium range, available in three variants, is designed for demanding industrial environments and offers a high degree of modularity.

## PREMIUM BLOWGUNS

### Technical specifications

**Fluids:** compressed air

**Operating pressure:** 0 to 10 bar

**Operating temperature:** -20 to +80°C

**Regulations:** RoHS, REACH, PED, OSHA

Performance depends on the fluid, material and tube used.

### Components materials

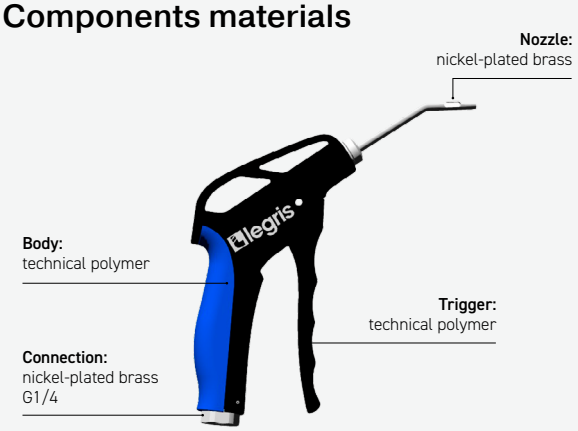


### Benefits

- Designed in **reinforced technical polymer** for improved **mechanical strength**, proven for severe and repetitive use.
- **OSHA certification** to meet pressure and noise safety requirements.
- **Ergonomic design** of the control trigger for **smooth and precise flow control.**
- **Several nozzles available** for flexible configurations.

## ENERGY-SAVING VERSION

The energy-saving blowguns offer all the advantages of Premium blowguns, plus a built-in flow reducer to limit air consumption.

### Components materials

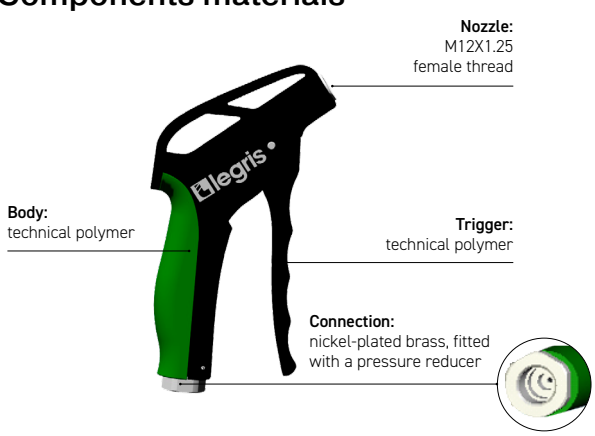

## **SAFETY** VERSION

### Benefits

The Safety blowguns offer all the qualities of the Premium models, with the addition of specific features:

- **Dynamic safety:** the fixed nozzle allows for a rapid drop in pressure in the event of direct contact with an obstacle, ensuring user safety. Conversely, as soon as the nozzle is removed from the obstruction, the pressure automatically rises again.
- **OSHA certification** to meet pressure and noise safety requirements, as well as a **SUVA-certified** model equipped with a pressure reducer to limit the outlet pressure, as required by the standard.

### Components materials

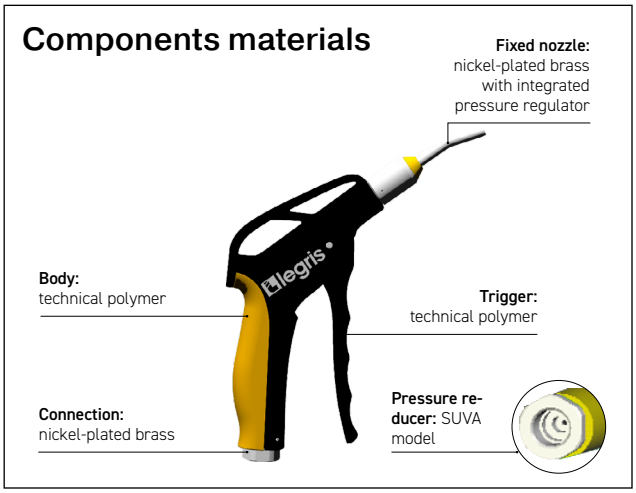


### How the safety nozzle works



Flow completely stopped and pressure reduced to 0.5 bar

## **STANDARD** VERSION

### Benefits

The AK13 range, ready to use, offers a reliable and economical solution for standard environments:

- Blowgun pre-fitted with a **fixed aluminium nozzle** for standard use.
- **Lightweight model** (80g) to reduce operator fatigue

### Components materials

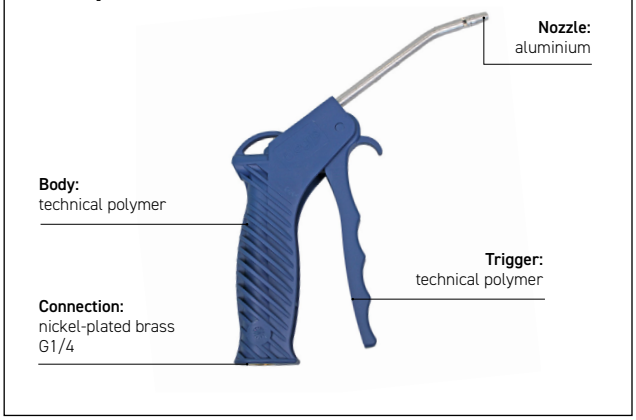


## Related products

| Rectus Plugs | DRV pressure reducer |
|---|---|
| page 118 | page 86 |





## 0656

### Progressive Control Blowgun with Short Angled Nozzle, Female BSPP Thread



*Technical polymer, Nickel-plated brass, NBR*

*Scan for more dimensions*

| C | References |
|---|---|
| G1/4 | 0656 66 13 |

Nozzle: Nickel-plated brass

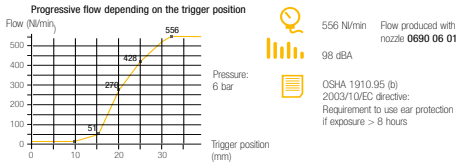


## 0651

### Progressive Control Blowgun with Standard Nozzle, Female BSPP Thread



*Technical polymer, Nickel-plated brass, NBR*

*Scan for more dimensions*

| DN | C | References |
|---|---|---|
| 2.5 | G1/4 | 0651 66 13 |

Nozzle: Nickel-plated brass

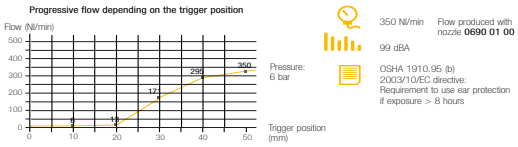


## 0652

### Progressive Control Blowgun with Interchangeable Nozzle, Female BSPP Thread



*Technical polymer, Nickel-plated brass, NBR*

*Scan for more dimensions*

| C | C1 | References |
|---|---|---|
| G1/4 | M12x1.25 | 0652 66 13 |

Flow characteristics depend on the type of nozzle used; supplied without nozzle.




## 0631..05

### Blowgun Kit with Short Angled Nozzle, Male BSPT Thread



*Technical polymer, Nickel-plated brass, NBR*

*Scan for more dimensions*

| C | References |
|---|---|
| R1/4 | 0631 00 05 |

The flow characteristics, noise level, and standards compliance are identical to those of our blowguns (0656 66 13).

## ENERGY SAVING VERSIONS

## 0653

### Energy Saving Blowgun with Interchangeable Nozzle, Female BSPP Thread



*Technical polymer, Nickel-plated brass, NBR*

*Scan for more dimensions*

| C | C1 | References |
|---|---|---|
| G1/4 | M12x1.25 | 0653 66 13 |

Flow characteristics depend on the type of nozzle used; supplied without nozzle. An energy savings calculator is available.

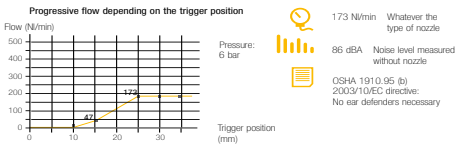


## 0631..23

### Energy Saving Blowgun Kit with-Angled Nozzle, Male BSPT Thread



*Technical polymer, Nickel-plated brass, NBR*

*Scan for more dimensions*

| C | References |
|---|---|
| R1/4 | 0631 00 23 |

The flow characteristics, noise level, and standards compliance are identical to those of our blowguns (0653 66 13).
PU tube outside diameter: 6 mm.

## SAFETY VERSIONS

### 0654
**Safety Blowgun, Female BSPP Thread**



*Technical polymer, Nickel-plated brass, NBR*

*Scan for more dimensions*

| DN | C | References |
|---|---|---|
| 3 | G1/4 | 0654 00 13 |

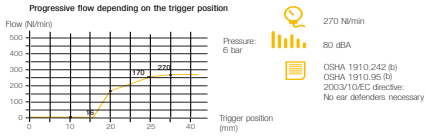


### 0654
**SUVA Safety Blowgun, Female BSPP Thread**



*Technical polymer, Nickel-plated brass, NBR*

*Scan for more dimensions*

| DN | C | References |
|---|---|---|
| 3 | G1/4 | 0654 01 13 |

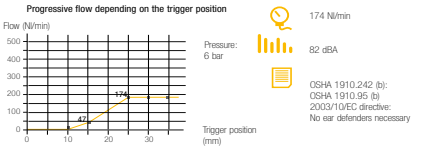


### 0631..01
**Safety Blowgun Kit, Male BSPT Thread**



*Technical polymer, Nickel-plated brass, NBR*

*Scan for more dimensions*

| C | References |
|---|---|
| R1/4 | 0631 00 01 |

The flow characteristics, noise level, and compliance with standards are identical to those of our blowguns (0654 00 13).

## 0690 01
### Standard Nozzle

*Nickel-plated brass*



| DN | C | References |
|---|---|---|
| 2.5 | M12x1.25 | 0690 01 00 |

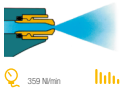


- Versatile use
- Powerful, progressive directional air jet

OSHA 1910.95 (b)
2003/10/CE directive:
Requirement to use ear protection if exposure > 8 hours

## 0690 02
### Safety Nozzle

*Nickel-plated brass*



| DN | C | References |
|---|---|---|
| 2.5 | M12x1.25 | 0690 02 00 |

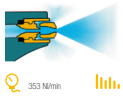


- Fluidised Powders
- Air screen effect
- Safety: avoids the nozzle becoming completely blocked

OSHA 1910.242 (b) / OSHA 1910.95 (b)
2003/10/CE directive:
Requirement to use ear protection if exposure > 8 hours

## 0690 03
### Straight Nozzle (Long)

*Nickel-plated brass, NBR*



| DN | C | References |
|---|---|---|
| 2.5 | M12x1.25 | 0690 03 00 |




- Restricted access
- Progressive and powerful air jet

OSHA 1910.95 (b)
2003/10/CE directive:
Requirement to use ear protection if exposure > 8 hours

## 0690 04
### Safety Straight Nozzle (Short)

*Nickel-plated brass, NBR*



| DN | C | References |
|---|---|---|
| 2.5 | M12x1.25 | 0690 04 00 |

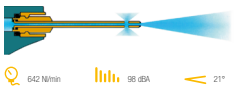


- Restricted access
- Air screen effect and directional jet
- Safety: avoids the nozzle becoming completely blocked

OSHA 1910.242 (b) / OSHA 1910.95 (b)
2003/10/CE directive:
Requirement to use ear protection if exposure > 8 hours

## 0690 05
### Angled Nozzle (Long)

*Nickel-plated brass, NBR*



| DN | C | References |
|---|---|---|
| 2.5 | M12x1.25 | 0690 05 00 |




- Restricted or distant access
- Progressive and powerful air jet
- 360° rotation

OSHA 1910.95 (b)
2003/10/CE directive:
Requirement to use ear protection if exposure > 8 hours

## 0690 06
### Safety Angled Nozzle (Short)

*Nickel-plated brass, NBR*



| DN | C | References |
|---|---|---|
| 2.5 | M12x1.25 | 0690 06 00 |

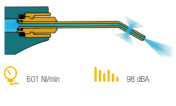


- Restricted access
- Air screen effect and 360° directional jet
- Safety: avoids the nozzle becoming completely blocked

OSHA 1910.242 (b)/ OSHA 1910.95 (b)
2003/10/CE directive:
Requirement to use ear protection if exposure > 8 hours

## 0690 07
### Nozzle with LF 3000® Push-In Connection

*Nickel-plated brass, NBR*



| ØD | C | References |
|---|---|---|
| 4 | M12x1.25 | 0690 07 00 |

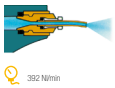


- Restricted access
- Powerful and progressive air jet

OSHA 1910.95 (b)
2003/10/CE directive:
Requirement to use ear protection if exposure > 8 hours

## 0690 08
### COANDA Nozzle

*Nickel-plated brass*



| C | References |
|---|---|
| M12x1.25 | 0690 08 00 |

Nozzle not compatible with Rectus blowguns




- Directional air jet
- Very quiet, energy-saving
- Safety: avoids the nozzle becoming comple

OSHA 1910.242 (b) / OSHA 1910.95 (b)
2003/10/CE directive:
No ear defenders necessary

## 0690 09
### Air Screen Safety Nozzle

*Nickel-plated brass*



| DN | C | References |
|---|---|---|
| 2 | M12x1.25 | 0690 09 00 |




- High flow for blowing large surfaces
- Air screen and deflector to avoid particles being blown back
- Safety: avoids the nozzle becoming completely blocked

OSHA 1910.242(b) / OSHA 1910.95 (b)
2003/10/CE directive:
Requirement to use ear protection if exposure > 8 hours

## 0690 10
### Safety Booster Nozzle

*Nickel-plated brass*



| DN | C | References |
|---|---|---|
| 2.5 | M12x1.25 | 0690 10 00 |

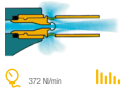


- High flow for blowing large surfaces
- Air screen effect
- Safety: avoids the nozzle becoming completely blocked

OSHA 1910.242 (b)
2003/10/CE directive:
Requires ear defenders to be used at all times

## AK13

### Blowgun with aluminium extension tube fixed nozzle



*Technical polymer, NBR*
*Aluminium nozzle*

*Scan for more dimensions*

| A | References |
|---|---|
| G1/4 | AK13 |

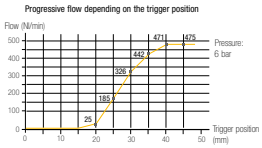


475 Nl/min

88 dBA

OSHA 1910.95 (b)
2003/10/EC directive:
Requirement to use ear protection if exposure > 8 hours

## AK26SF

### Blowgun with aluminium extension tube fixed nozzle



*Technical polymer, NBR*
*Aluminium nozzle*

*Scan for more dimensions*

| A | References |
|---|---|
| Plug Series 26 | AK26SF |

## 0631..09

### Blowgun Kit, Male BSPT Thread



*Technical polymer, NBR*

*Scan for more dimensions*

| C | References |
|---|---|
| R1/4 | 0631 00 09 |

The flow characteristics, noise level, and standards compliance are identical to those of our blowguns (AK13).
PU Tubing

## AK13SET

### AK13-Set in Display Box



| A | References |
|---|---|
| Female G1/4 | AK13SET |

Display box with 10x AK13

# WATER PISTOLS AND WORKSHOP BLOWGUNS



Legris water pistols are designed to withstand demanding mechanical conditions (risk of crushing, heavy impacts, corrosive fluids).

## Technical specifications

- **Fluids:** industrial water, oils and lubricants
- **Operating pressure:** 0 to 20 bar
- **Operating temperature:** -20 to +100°C
- **Regulations:** RoHS, REACh, PED

Performance depends on the fluid, material and tube used.

## Components materials

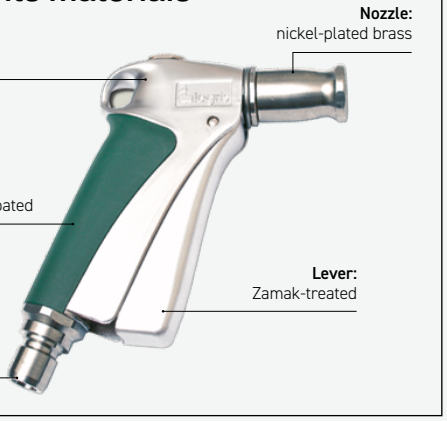


## Benefits

- **Excellent service life,** the spray gun is made of Zamak, which has been specially treated for industrial water transfer.
- **Control of fluid consumption** thanks to an adjustable nozzle that allows precise flow rate adjustment, thereby optimising the power and shape of the jet.
- **Ergonomic,** the handle is coated with technical polymer to improve user comfort.
- **Workshop blowgun versions** designed in nickel-plated stamped brass to resist corrosion.

## Related products

Midi and Maxi Series Couplers



## 2299
### Water Pistol

*Zamak, Nickel-plated brass, NBR*



*Scan for more dimensions*

| DN | References |
|---|---|
| 12 | 2299 12 01 |

This spray gun allows independent adjustment of:
the jet force (flow rate) via its handle, up to 1440 Nl/min (air) and up to 16.2 Nl/min (water)
the jet pattern (up to a fine mist) via the tip of its lance
Gun compatible with Midi series couplers.

## 2294
### Plug without valve, Male BSPP Thread

*Nickel-plated brass*



| DN | C | References |
|---|---|---|
| 12 | G3/8 | 2294 12 17 |
| | G1/2 | 2294 12 21 |
| | G3/4 | 2294 12 27 |
| | G1 | 2294 12 34 |
| 19 | G3/4 | 2294 18 27 |
| | G1 | 2294 18 34 |

## 2296
### Plug without valve, Female BSPP Thread

*Nickel-plated brass*



| DN | C | References |
|---|---|---|
| 12 | G1/2 | 2296 12 21 |
| | G3/4 | 2296 12 27 |
| | G1 | 2296 12 34 |

## 2297
### Coupler without valve, with Barb Connection for Hose

*Nickel-plated brass, NBR*



| DN | ØD | ØD1 | References |
|---|---|---|---|
| 12 | 12 | 13.5 | 2297 12 12 |
| | 15 | 16.5 | 2297 12 15 |
| | 19 | 20.5 | 2297 12 19 |
| | 18 | 20.7 | 2297 18 20 |

## 2272
### Coupler without valve, Female BSPP Thread

*Nickel-plated brass, NBR*



| DN | C | References |
|---|---|---|
| 12 | G1/2 | 2272 12 21 |
| | G3/4 | 2272 12 27 |
| | G1 | 2272 12 34 |

## 0172
### Coupler with valve, Female BSPP Thread

*Nickel-plated brass, NBR*



| DN | C | References |
|---|---|---|
| 5 | G1/4 | 0172 05 13 |

## 0622
### Button-Operated Blowgun, Female BSPP Thread

*Nickel-plated brass, Steel zingué, NBR*



*Scan for more dimensions*

| DN | C | References |
|---|---|---|
| 2 | G1/4 | 0622 26 73 |

This workshop blowgun is equipped with a calibrated nozzle made of treated steel.

## 0623
### Lever-Operated Blowgun, Female BSPP Thread

*Nickel-plated brass, Steel zingué, NBR*



*Scan for more dimensions*

| DN | C | References |
|---|---|---|
| 2 | G1/4 | 0623 10 35 |

This workshop blowgun is equipped with a calibrated nozzle made of treated steel.

0101 p. 105
0101..39 p. 105
0102 p. 106
0103 p. 106
0104 p. 107
0105 p. 105
0106 p. 107
0108 p. 107
0109 p. 106
0110 p. 108
0110..40 p. 108
0110..60 p. 108
0111 p. 108
0112 p. 111
0114 p. 106
0116 p. 107
0117 p. 296
0118..39 p. 107
0119 p. 107
0119..39 p. 107
0120 p. 110
0121 p. 297
0122 p. 110
0123 p. 315
0124 p. 108
0124..40 p. 108
0125 p. 109
0126 p. 109
0127 p. 111, 312
0128..39 p. 110
0132 p. 316
0133..39 p. 316
0134 p. 316
0135 p. 309
0136 p. 313
0137 p. 317
0138 p. 39, 317
0139 p. 317
0143 p. 295
0144 p. 295
0145 p. 295
0151..39 p. 110
0152 p. 295
0155 p. 296
0158 p. 295
0163 p. 296
0164 p. 296
0165 p. 110
0166 p. 109
0167 p. 296
0168 p. 296
0168..39 p. 111
0169 p. 297
0172 p. 325
0178 p. 299
0191 p. 315
0192 p. 300
0199 p. 106
0200 p. 305
0201 p. 305
0202 p. 305
0205 p. 305
0206 p. 306
207ACBH p. 296
0209 p. 305
209P p. 297
0210 p. 306
0216 p. 307
0220 p. 109
0220..39 p. 109
0222 p. 306
0285 p. 307
0400 p. 228
0401 p. 228
0402 p. 228
0411 p. 228
0414 p. 245
0432 p. 231
0436 p. 231
0437 p. 231
0438 p. 231
0439 p. 231
0446 p. 228
0448 p. 229
0449 p. 230
0452 p. 229
0461 p. 230
0462 p. 230
0465 p. 241
0469 p. 230
0471 p. 228
0472 p. 228
0482 p. 228
0483 p. 229
0489 p. 230
0490 p. 240
0491 p. 240
0491..64 p. 240
0492 p. 240
0492..64 p. 240
0496 p. 240
0497 p. 240
0501 p. 247
0502 p. 247
0510 p. 247
0531 p. 247
0532 p. 247
0562 p. 247
0563 p. 247
0591 p. 247
0602 p. 317
0605 p. 317
0622 p. 325
0623 p. 325
0627 p. 316
0630 p. 316
0631..01 p. 321
0631..05 p. 320
0631..09 p. 323
0631..23 p. 320
0651 p. 320
0652 p. 320
0653 p. 320
0654 p. 321
0656 p. 320
0669 p. 91
0670 p. 96
0671 p. 96
0672 p. 96
0673 p. 96
0674 p. 96
0675 p. 96
0676 p. 96
0677 p. 96
0682 p. 96
0683 p. 96
0690 01 p. 322
0690 02 p. 322
0690 03 p. 322
0690 04 p. 322
0690 05 p. 322
0690 06 p. 322
0690 07 p. 322
0690 08 p. 322
0690 09 p. 322
0690 10 p. 322
0694 p. 313
0695 p. 313
0697 p. 312
0900 p. 300
0901 p. 300
0902 p. 300
0903 p. 299
0904 p. 299
0905 p. 299
0906 p. 300
0907 p. 300
0908 p. 299
0909 p. 299
0910 p. 298
0911 p. 298
0912 p. 298
0913 p. 298
0914 p. 298
0915 p. 298
0916 p. 298
0917 p. 298
0919 p. 306
0919..1 p. 306
0920 p. 300
0921 p. 298
0927 p. 299
0928 p. 299
0929..1 p. 297
0931 p. 315
0932 p. 299
0933 p. 300
0934 p. 313
0935 p. 313
0936 p. 306
1005T p. 279
1010P..M p. 271
1010T..A p. 281
1015Y..F p. 277
1025P p. 270
1025P..V p. 273
1025T p. 279
1025U p. 262
1025U..G p. 263
1025U..K p. 267
1025U..R p. 263
1025U..V p. 267
1025V p. 287
1025V..C p. 287
1030Y..F p. 277
1040H p. 289
1050P..M p. 271
1050T p. 279
1050T..P p. 281
1050V p. 287
1075Y..F p. 277
1080H p. 289
1096Y..F p. 277
1098Y..F p. 277
1100H p. 289
1100P p. 270
1100P..R p. 275
1100P..V p. 273
1100T p. 279
1100T..P p. 281
1100U ..R p. 263
1100U p. 262
1100U..A p. 265
1100U..K p. 267
1100U..V p. 267
1100Y p. 277
1420U p. 262
1470P p. 284
1470U p. 283
1471P p. 284
1471U p. 283
1472P p. 284
1472U p. 283
1802 p. 114
1804 p. 114
1805 p. 113
1806 p. 114
1809 p. 113
1810 p. 114
1814 p. 113
1816 p. 114
1817 p. 301
1820 p. 113
1821 p. 303
1822 p. 114
1823 p. 315
1824 p. 114
1827 p. 114, 312
1843 p. 301
1844 p. 301
1845 p. 301
1855 p. 301
1861 p. 302
1862 p. 301
1863 p. 302
1864 p. 302
1866 p. 114
1867 p. 302
1870 p. 301
1871 p. 301
1872 p. 302
1873 p. 302
2003U p. 262
2003U..R p. 263
2005P p. 270
2005U p. 262
2005U..R p. 263
2010P p. 270
2010U p. 262
2010U..R p. 263
2272 p. 325
2294 p. 325
2296 p. 325
2297 p. 325
2299 p. 325
3000 70 p. 310
3000 71 00 p. 311
3000 71 11 p. 311
3018 p. 22
3091 p. 23
3100 p. 44
3101 p. 14
3102 p. 18
3103 p. 17
3104/3204 p. 18
3106/3206 p. 18
3107 p. 18
3108 p. 16
3109 p. 15
3110 p. 310
3113 p. 15
3114 p. 14
3116 p. 21
3118 p. 22
3119 p. 22
3120 p. 20
3121 p. 19
3122 p. 20
3124 p. 22
3126 p. 21
3129 p. 15
3130 p. 310
3131 p. 19
3132 p. 17
3133 p. 15
3136 p. 21
3139 p. 21
3140 p. 18
3142 p. 20
3144 p. 17
3146 p. 21
3148 p. 17
3149 p. 22
3151 p. 21
3158 p. 17
3159 p. 23
3160 p. 23
3166/3266 p. 19
3168 p. 19
3169 p. 16
3175 p. 14
3180 p. 20
3181/3281 p. 14
3182 p. 20
3183 p. 20
3184 p. 20
3188 p. 20
3192 p. 16
3193 p. 17
3198/3298 p. 16
3199/3299 p. 16
3218 p. 22
3300 p. 24
3304 p. 19
3306 p. 19
3310 p. 309
3311 p. 309
3312 p. 309
3313 p. 309
3320 p. 25
3321 p. 25
3329 p. 25
3379 p. 25
3381 p. 25
3391 p. 23
3524 p. 23
3527 p. 23
3528 p. 23
3529 p. 23
3538 p. 22
3539 p. 22
3549 p. 22
3600 p. 44
3601 p. 31
3602 p. 32
3603 p. 32
3604 p. 32
3606 p. 32
3608 p. 32
3609 p. 31
3614 p. 31
3616 p. 33
3618 p. 31
3620 p. 33
3621 p. 33
3622 p. 33
3626 p. 33
3629 p. 32
3631 p. 33
3636 p. 33
3639 p. 33
3666 p. 33
3667 p. 33
3668 p. 33
3669 p. 32
3675 p. 31
3681 p. 31
3693 p. 32
3698 p. 32
3699 p. 31
3800 p. 37, 44
3801 p. 35
3802 p. 36
3804 p. 36
3805 p. 35
3806 p. 36
3809 p. 35
3816 p. 37
3821 p. 37
3826 p. 37
3831 p. 37
3866 p. 37
3879 p. 36
3889 p. 36
3893 p. 36
3899 p. 35
4020 p. 237
4021 p. 237
4022 p. 237
4023 p. 237

4024 p. 237
4202/4204..20 p. 250
4202/4204..30 p. 250
4212/4214..20 p. 250
4222/4224..20 p. 250
4298 00 02 p. 251
4810 p. 233
4812 p. 233
4832 p. 233
4890 p. 59
4891 p. 59
4892 p. 59
4895 p. 59
4902 p. 233
4991 p. 241
4992 p. 241
6000 71 00 p. 267, 273, 311
6101 p. 39
6105 p. 39
6106 p. 39
6114 p. 39
6179 p. 39
6300 p. 44
6300..24 p. 44
6300..26 p. 44
6302 p. 28
6304 p. 28
6306 p. 28
6307 p. 28
6316 p. 28
6322 p. 29
6326 p. 29
6340 p. 28
6366 p. 29
6380 p. 29
6382 p. 29
6383 p. 29
6388 p. 29
6402 p. 229
6801 p. 41
6802 p. 41
6804 p. 41
6806 p. 41
6819 p. 41
6826 p. 41
6840 p. 41
6866 p. 41
6882 p. 41
6883 p. 41
6899 p. 41
6901 p. 27
6911 p. 27
6958 p. 27
6959 p. 27
6974 p. 27
6975 p. 27
6979 p. 27
6989 p. 27
6999 p. 27
7000 p. 69, 236
7010 p. 67
7011 p. 67
7012 p. 67
7030 p. 69
7031 p. 69
7040 p. 68
7060 p. 67
7061 p. 67
7062 p. 67
7065 p. 67
7067 p. 67
7100 p. 70
7101 p. 70
7110 p. 70
7111 p. 70
7130 p. 70
7140 p. 70
7160 p. 70
7170 p. 71
7180 p. 71
7190 p. 71
7300 p. 85
7630 p. 69
7631 p. 69
7640 p. 68
7649 p. 68
7660 p. 68
7662 p. 68
7665 p. 68
7668 p. 67
7669 p. 68
7680 p. 70
7770 p. 68
7771 p. 69
7772 p. 68
7776 p. 69
7800 p. 91
7801 p. 91
7802 p. 91
7810 p. 71
7812 p. 71
7818 p. 93
7820 p. 71
7822 p. 71
7828 p. 93
7860 p. 55
7870 p. 55
7871 p. 55
7880 p. 53
7881 p. 53
7883 p. 53
7885 p. 53
7886 p. 53
7892 p. 63
7894 p. 63
7899 p. 83
7910 p. 236
7911 p. 236
7913 p. 236
7914 p. 236
7921 p. 89
7926 p. 89
7930 p. 61
7931 p. 61
7932 p. 61
7960 p. 89
7970 p. 83
7971 p. 83
7984 p. 57
7985 p. 57
7994 p. 57
7995 p. 57
7996 p. 57
9401A p. 198
9401E p. 199
9401U p. 200
9405A p. 198
9405U p. 200
9414A p. 198
9414E p. 199
9414U p. 200
9416A p. 198
9416E p. 199
9416U p. 200
9421A p. 198
9421E p. 199
9421U p. 200
02KAAM p. 134
02KAIM p. 134
02KATF p. 134
02KATS p. 134
02SFAM p. 134
02SFIM p. 134
02SFTF p. 134
02SFTS p. 134
14KAAK p. 128
14KAAW p. 128
14KAIW p. 128
14KATF p. 128
14KEAK p. 194
14KEAW p. 194
14KEIW p. 194
14KETF p. 194
18KAAK p. 146
18KAAW p. 146
18KAIW p. 146
18KATF p. 146
18KPAW p. 189
18KPIW p. 189
18KPTF p. 189
18SFAK p. 146, 189
18SFAW p. 146, 189
18SFIW p. 146, 189 146
18SFTF p. 146, 189
20KAAF p. 135, 161
20KAAM p. 123, 135, 161,
20KAAW p. 123, 135, 161,
20KAIM p. 123, 135, 161,
20KAIW p. 123, 135, 161,
20KAKO p. 123, 135, 161,
20KAKS p. 123, 135, 161,
20KATF p. 123, 135, 161,
20KATS p. 123, 135
20KBAM p. 135, 161
20KBAW p. 135, 161
20KBIM p. 135, 161
20KBIW p. 136, 161
20KBKO p. 136, 162
20KBKS p. 136, 162
20KBTF p. 136, 162
20KBTS p. 136
20KFAM p. 136
20KFAW p. 136
20KFIM p. 136
20KFKO p. 136
20KFKS p. 136
20KFTF p. 136
20KFTS p. 136
20SBAM p. 137, 162
20SBAW p. 137, 162
20SBIM p. 137, 162
20SBIW p. 137, 162
20SBKO p. 137, 162
20SBKS p. 137, 162
20SBTF p. 137, 162
20SBTS p. 137
20SFAM p. 123, 137, 162
20SFAW p. 123, 137, 162
20SFIM p. 123, 137, 163
20SFIW p. 123, 137, 163
20SFKO p. 124, 138, 163
20SFKS p. 124, 138, 163
20SFRP p. 138
20SFTF p. 124, 138, 163
20SFTS p. 124, 138
21KAAK p. 125
21KAAM p. 165
21KAAW p. 125, 139, 165
21KAIM p. 139
21KAIW p. 125, 139, 165
21KAKE p. 125
21KAKK p. 125, 139
21KAKO p. 125, 139, 165
21KAKS p. 125, 139, 165
21KARP p. 139
21KATE p. 139
21KATF p. 125, 139, 165
21KATS p. 125, 140, 165
21KBAW p. 140, 165, 203
21KBIM p. 140
21KBIW p. 140, 165, 203
21KBKE p. 203
21KBKK p. 140, 166
21KBKO p. 140, 166, 204
21KBKS p. 140, 166, 204
21KBRP p. 140
21KBTE p. 140, 204
21KBTF p. 141, 166, 205, 205
21KBTS p. 141, 166, 204
21KDAW p. 182
21KDIW p. 182
21KDTF p. 182
21KFAW p. 141, 166
21KFIM p. 141
21KFIW p. 141, 166
21KFKK p. 141
21KFKO p. 141
21KFKS p. 141
21KFTF p. 141, 166
21KLAW p. 215
21KLIW p. 215
21KLKK p. 215
21KLKO p. 215
21KLKS p. 215
21KLTF p. 215
21KLTS p. 215
21KSAW p. 182
21KSIW p. 182
21KSTF p. 182
21SBAW p. 142, 166, 205
21SBIM p. 142
21SBIW p. 142, 167, 205
21SBKK p. 142, 167
21SBKO p. 142, 167, 206
21SBKS p. 142, 167, 206
21SBRP p. 142
21SBTF p. 142, 167, 206
21SBTS p. 142, 167, 206
21SDAW p. 182
21SDIW p. 182
21SDTF p. 182
21SFAF p. 143
21SFAK p. 125
21SFAM p. 167
21SFAW p. 125, 143, 167, 206
21SFIM p. 125, 143, 167
21SFIW p. 126, 143, 168, 207
21SFKK p. 143
21SFKO p. 126, 143, 168
21SFKS p. 126, 143, 168
21SFRP p. 143
21SFTF p. 126, 144, 168, 207
21SFTS p. 126, 144
21SLAK p. 216
21SLAN p. 216
21SLAO p. 216
21SLAW p. 216
21SLIW p. 216
21SLKK p. 216
21SLKO p. 216
21SLKS p. 216
21SLTF p. 216
21SLTS p. 216
21SSAW p. 182
21SSIW p. 182
21SSTF p. 182
22KAAK p. 147
22KAIW p. 147
22KATF p. 147
22SFAK p. 128, 147, 194, 198
22SFAW p. 128, 147, 194, 198
22SFIW p. 128, 147, 194, 198
22SFTF p. 128, 147, 194, 198
23KAAK p. 145
23KAAW p. 145
23KAIW p. 145
23KATF p. 145
23SFAK p. 127, 145, 177, 188,
23SFAW p. 127, 145, 177, 188,
23SFIW p. 127, 145, 177, 188,
23SFKO p. 145, 188, 201
23SFTF p. 127, 145, 177, 188,
24KAAW p. 127
24KAIW p. 127
24KATF p. 127
24KPAW p. 188
24KPIW p. 188
24KPTF p. 188
25KAAK p. 148
25KAAW p. 148, 169
25KAIW p. 148, 169
25KAKO p. 148, 169
25KATE p. 148
25KATF p. 148, 169
25KATS p. 148
25KBAK p. 148
25KBAW p. 149, 169
25KBIM p. 149
25KBIW p. 149, 169
25KBKO p. 149, 169
25KBTF p. 149, 169
25KBTS p. 149
25KDAK p. 183
25KDIW p. 183
25KDTF p. 183
25KFAK p. 149
25KFAW p. 149, 169
25KFIW p. 149, 170
25KFTF p. 150, 170
25KLAK p. 218
25KLAW p. 218
25KLIW p. 218
25KLKO p. 218
25KLTF p. 218
25KSAK p. 183
25KSIW p. 183
25KSTF p. 183
25SBAK p. 150, 170
25SBAW p. 150, 170
25SBIM p. 150
25SBIW p. 150, 170
25SBKO p. 150, 170
25SBTF p. 150, 170
25SBTS p. 150
25SDAW p. 183
25SDIW p. 183
25SFAK p. 150, 178, 190, 195,
25SFAW p. 151, 170, 178, 190,
25SFIM p. 151, 170, 190, 195,
25SFIW p. 151, 171, 178, 190,
25SFKK p. 151
25SFKO p. 151, 171
25SFTF p. 151, 171, 178, 190,
25SFTS p. 151
25SLAK p. 218
25SLAW p. 218
25SLIW p. 218
25SLTF p. 218
25SSAW p. 183
25SSIW p. 183
25SSTF p. 183
26KAAW p. 129
26KAIM p. 129
26KAIW p. 129
26KAKK p. 129

26KAKO p. 129
26KATF p. 129
26KATS p. 129
26KEAW p. 195
26KEIW p. 195
26KETF p. 195
26KPAW p. 190
26KPIW p. 190
26KPTF p. 190
26SFAW p. 129
26SFIM p. 129
26SFIW p. 129
26SFKK p. 129
26SFKO p. 129
26SFTF p. 130
26SFTS p. 130
27KAAK p. 154
27KAAW p. 154, 172
27KAIW p. 154, 172
27KATF p. 154, 172
27KBAK p. 154
27KBAW p. 154, 172
27KBIW p. 154, 172
27KBTF p. 154, 172
27KFAK p. 154
27KFAW p. 155, 172
27KFIW p. 155
27KFTF p. 155, 172
27SBAK p. 155
27SBAW p. 155, 173
27SBIW p. 155, 173
27SBTF p. 155, 173
27SFAK p. 155, 179, 197
27SFAW p. 155, 173, 179, 197
27SFIW p. 155, 173, 179, 197
27SFTF p. 155, 173, 179, 197
30KAAW p. 152
30KAIW p. 152
30KATF p. 152
30KPAW p. 191
30KPIW p. 191
30KPTF p. 191
30SFAW p. 152, 191, 201
30SFIW p. 152, 191, 201
30SFTF p. 152, 191, 201
37KAAW p. 156
37KAIW p. 156
37KATF p. 156
37SFAK p. 156
37SFAW p. 156
37SFIT p. 156
37SFIW p. 156
37SFTF p. 156
38KBAW p. 158
38KBIW p. 158
38KBTF p. 158
38SBAW p. 158
38SBIW p. 158
38SBTF p. 158
38SFAW p. 158
38SFIW p. 158
38SFTF p. 158
39KBAW p. 159
39KBIW p. 159
39KBTF p. 159
39SBAW p. 159
39SBIW p. 159
39SFIW p. 159
40KAIW p. 153
40SFAK p. 153
40SFIW p. 153
40SFTF p. 153
71KBIW p. 174
71SBIW p. 174
72KBIW p. 174
72SBIW p. 174
73KBIW p. 174
73SBIW p. 174
73SFIW p. 174
74KBIW p. 175
74SBIW p. 175
75KBIW p. 157, 175
75SBIW p. 157, 175
76KBIW p. 175
76SBIW p. 175
84KPAW p. 192
84KPIW p. 192
84KPTF p. 192
84SFAW p. 192
84SFIW p. 192
84SFTF p. 192
95KSAK p. 184
95KSAW p. 184
95KSIW p. 184
95KSTF p. 184
95SSAK p. 184
95SSIW p. 184
95SSTF p. 184
96KSAK p. 185
96KSAW p. 185
96KSIW p. 185
96KSTF p. 185
96SSAK p. 185
96SSAW p. 185
96SSIW p. 185
96SSTF p. 185
200KLIWEK p. 219
200SLIWEK p. 219
204SLAW p. 214
204SLIW p. 214
204KLAW p. 214
204KLIW p. 214
206SLAW p. 217
206SLIW p. 217
206KLAW p. 217
206KLIW p. 217
209KLIW p. 219
209SLIW p. 219
303KBAW p. 164
303KBIW p. 164
303KBKO p. 164
303KBTF p. 164
303SBAW p. 164
303SBIW p. 164
303SBKO p. 164
303SBTF p. 164
1400KAAK p. 177
1400KAIW p. 177
1400KATF p. 177
1400KEAW p. 193
1400KEIW p. 193
1423KAAK p. 177
1423KAIW p. 177
1423KATF p. 177
1600KAAK p. 178
1600KAIW p. 178
1600KATF p. 178
1600KEAK p. 196
1600KEIW p. 196
1600KETF p. 196
1625KAAK p. 178
1625KAIW p. 178
1625KATF p. 178
1700KAAK p. 179
1700KAIW p. 179
1700KATF p. 179
1700KEAW p. 197
1700KEIW p. 197
1727KAIW p. 179
1727KATF p. 179
AD p. 317
AK13 p. 323
AK13SET p. 323
AK26SF p. 323
BVG4-L p. 243
BVG4-LOCK p. 231
BVG4P-LOCK p. 231
BVGT4-C p. 240
BVGT4-L p. 243
CLIP p. 312
DO p. 295
DRV p. 87
DS p. 314
DV p. 314
FA p. 311
FF44 p. 297
FG43 p. 297
GI p. 314
GT p. 314
GT..R p. 314
HP3 p. 305
KN p. 314
RL p. 296
SK p. 311
SP../050 p. 285
SP../075 p. 285
SP../100 p. 285
SP../150 p. 285
SV p. 314
VZ p. 305
YA p. 295
YI p. 295
ZO p. 295